






	<p>B16070CM NO. 82426358</p> <p>ABRAÇADEIRA PLÁSTICA COM MOLA DE FIXAÇÃO</p> <p>ALFA ROMEO (VÁRIOS MODELOS)</p>		<p>H526 NO.</p> <p>PALA ORIGINAL</p> <p>ALFA ROMEO</p>
	<p>Z10892 NO. 14570180 - 698681 - 7703079072 - A0009957644</p> <p>Mola de fixação</p> <p>ALFA ROMEO (TODOS)</p>		<p>Z71222 NO. 129421</p> <p>MOLA DE FIXAÇÃO</p> <p>ALFA ROMEO (VÁRIOS MODELOS)</p>
	<p>Z80340 NO. 14591686 - 14591687 - 17887187</p> <p>Mola de painel</p> <p>ALFA ROMEO (TODOS)</p>		<p>Z80353 NO. 14591787 - 17887287</p> <p>Mola de painel</p> <p>ALFA ROMEO (TODOS)</p>
	<p>Z80355 NO. 14591487 - 17887787 - 4274360 - 4292906</p> <p>Mola de painel</p> <p>ALFA ROMEO 145, 146, 147, 155, 156, 164</p>		<p>Z80425 NO. 14592086 - 14592087 - 735284886</p> <p>Mola de painel</p> <p>ALFA ROMEO (TODOS)</p>
	<p>Z80470 NO. 164361 - 7703072177</p> <p>Mola de fixação</p> <p>ALFA ROMEO (TODOS)</p>		<p>Z80518 NO. 14115980 - 83468353</p> <p>Mola de retenção</p> <p>ALFA ROMEO (TODOS)</p>
	<p>Z80579 NO. 14569880</p> <p>Mola de fixação</p> <p>ALFA ROMEO (TODOS)</p>		<p>Z80631 NO. 14591887</p> <p>Mola de painel</p> <p>ALFA ROMEO (TODOS)</p>
	<p>Z80645 NO. 7663916</p> <p>Mola de fixação</p> <p>ALFA ROMEO (TODOS)</p>		<p>Z80664 NO. 14575380 - 17868880</p> <p>Mola de fixação</p> <p>ALFA ROMEO (TODOS)</p>
	<p>Z80667 NO. 14215282 - 4264257</p> <p>Mola de retenção</p> <p>ALFA ROMEO (TODOS)</p>		

	<p>A0967-I NO. 46758638 - 60564423 - 60594600 - 60808861 - 7642540 - 7652240</p> <p>APOIO SUPORTE TRÁS DO MOTOR</p> <p>ALFA ROMEO 145 (930_): 1.4 i.e. (930.A3) 07.1994/12.1996 66KW 90CV 1351CC - ALFA ROMEO 145 (930_): 1.4 i.e. 16V T.S. (930.A3A) 12.1996/01.2001 76KW 103CV 1370CC - ALFA ROMEO 145 (930_): 1.6 i.e. (930.A2) 10.1994/12.1996 76KW 103CV 1596CC - ALFA ROMEO 145 (930_): 1.6 i.e. 16V T.S. (930.A2) 12.1996/01.2001 88KW 120CV 1598CC - ALFA ROMEO 145 (930_): 1.7 i.e. 16V (930.A1) 10.1994/12.1996 95KW 129CV 17...</p> <p>170x103x68mm 1f-d16mm 1r-d11mm</p>		<p>A0967-I NO. 46758638 - 60564423 - 60594600 - 60808861 - 7642540 - 7652240</p> <p>APOIO SUPORTE TRÁS DO MOTOR</p> <p>ALFA ROMEO 146 (930_): 1.4 i.e. (930.B3) 12.1994/12.1996 66KW 90CV 1351CC - ALFA ROMEO 146 (930_): 1.4 i.e. 16V T.S. (930.B3A) 11.1996/01.2001 76KW 103CV 1370CC - ALFA ROMEO 146 (930_): 1.6 i.e. (930.B2) 12.1994/12.1996 76KW 103CV 1596CC - ALFA ROMEO 146 (930_): 1.6 i.e. 16V T.S. (930.B2B, 930.B2C) 11.1996/10.2001 88KW 120CV 1598CC - ALFA ROMEO 146 (930_): 1.7 i.e. 16V (930.B1) 12.1994/12.1996 95K...</p> <p>170x103x68mm 1f-d16mm 1r-d11mm</p>
	<p>A1688 NO. 46444055 - 46461192 - 46465201 - 46781213 - 60814234 - 60816689</p> <p>APOIO DO MOTOR PARTE DE TRÁS</p> <p>ALFA ROMEO 145 (930_): 1.9 JTD (930.A4B) 02.1999/01.2001 77KW 105CV 1910CC</p> <p>170x109x95mm 1f-d11mm</p>		<p>A1688 NO. 46444055 - 46461192 - 46465201 - 46781213 - 60814234 - 60816689</p> <p>APOIO DO MOTOR PARTE DE TRÁS</p> <p>ALFA ROMEO 146 (930_): 1.9 JTD (930.B4B) 02.1999/01.2001 77KW 105CV 1910CC</p> <p>170x109x95mm 1f-d11mm</p>
	<p>A2265 NO. 46834369 - 50501684 - 50514991 - 60814470</p> <p>APOIO DO MOTOR LADO DIREITO</p> <p>ALFA ROMEO 145 (930_): 1.9 JTD (930.A4B) 02.1999/01.2001 77KW 105CV 1910CC</p> <p>170x110x70/100mm 2f-d14mm 3f-d10mm</p>		<p>A2265 NO. 46834369 - 50501684 - 50514991 - 60814470</p> <p>APOIO DO MOTOR LADO DIREITO</p> <p>ALFA ROMEO 146 (930_): 1.9 JTD (930.B4B) 02.1999/01.2001 77KW 105CV 1910CC</p> <p>170x110x70/100mm 2f-d14mm 3f-d10mm</p>
	<p>E0015 NO. 60586017 - 60624931</p> <p>ESTICADOR DE ESCAPE</p> <p>ALFA ROMEO 145 (930_): 1.4 i.e. 16V T.S. (930.A3A) 12.1996/01.2001 76KW 103CV 1370CC - ALFA ROMEO 145 (930_): 1.6 i.e. (930.A2) 10.1994/12.1996 76KW 103CV 1596CC - ALFA ROMEO 145 (930_): 1.6 16V T.S. (930.A2C) 09.1997/12.2000 82KW 112CV 1598CC - ALFA ROMEO 145 (930_): 1.6 i.e. 16V T.S. (930.A2) 12.1996/01.2001 88KW 120CV 1598CC - ALFA ROMEO 145 (930_): 1.7 i.e. 16V (930.A1) 10.1994/12.1996 95KW 12... </p> <p>87x31x26.5mm</p>		<p>E0015 NO. 60586017 - 60624931</p> <p>ESTICADOR DE ESCAPE</p> <p>ALFA ROMEO 146 (930_): 1.4 i.e. 16V T.S. (930.B3A) 11.1996/01.2001 76KW 103CV 1370CC - ALFA ROMEO 146 (930_): 1.6 16V T.S. (930.B2C) 09.1997/12.2000 82KW 112CV 1598CC - ALFA ROMEO 146 (930_): 1.6 i.e. 16V T.S. (930.B2B, 930.B2C) 11.1996/10.2001 88KW 120CV 1598CC - ALFA ROMEO 146 (930_): 1.7 i.e. 16V (930.B1) 12.1994/12.1996 95KW 129CV 1712CC - ALFA ROMEO 146 (930_): 1.8 i.e. 16V T.S. (930.B1A) 11...</p> <p>87x31x26.5mm</p>
	<p>E0043 NO. 102508 - 102866 - 60503033 - 60522113 - 60563746 - 60573784 - 60751167 - 94222502</p> <p>ESTICADOR DE ESCAPE</p> <p>ALFA ROMEO 145 (930_): 1.4 i.e. (930.A3) 07.1994/12.1996 66KW 90CV 1351CC - ALFA ROMEO 145 (930_): 1.4 i.e. 16V T.S. (930.A3A) 12.1996/01.2001 76KW 103CV 1370CC - ALFA ROMEO 145 (930_): 1.6 i.e. (930.A2) 10.1994/12.1996 76KW 103CV 1596CC - ALFA ROMEO 145 (930_): 1.6 i.e. 16V T.S. (930.A2) 12.1996/01.2001 88KW 120CV 1598CC - ALFA ROMEO 145 (930_): 1.7 i.e. 16V (930.A1) 10.1994/12.1996 95KW 129CV...</p> <p>d55x13mm</p>		<p>E0043 NO. 102508 - 102866 - 60503033 - 60522113 - 60563746 - 60573784 - 60751167 - 94222502</p> <p>ESTICADOR DE ESCAPE</p> <p>ALFA ROMEO 146 (930_): 1.4 i.e. (930.B3) 12.1994/12.1996 66KW 90CV 1351CC - ALFA ROMEO 146 (930_): 1.4 i.e. 16V T.S. (930.B3A) 11.1996/01.2001 76KW 103CV 1370CC - ALFA ROMEO 146 (930_): 1.6 i.e. (930.B2) 12.1994/12.1996 76KW 103CV 1596CC - ALFA ROMEO 146 (930_): 1.6 i.e. 16V T.S. (930.B2B, 930.B2C) 11.1996/10.2001 88KW 120CV 1598CC - ALFA ROMEO 146 (930_): 1.7 i.e. 16V (930.B1) 12.1994/12.1996 95K...</p> <p>d55x13mm</p>
	<p>E0222-M NO. 60662481 - 60815935</p> <p>ESTICADOR SUPORTE APOIO MOTOR FRENTE</p> <p>ALFA ROMEO 145 (930_): 1.9 JTD (930.A4B) 02.1999/01.2001 77KW 105CV 1910CC</p> <p>218x55x34mm 2f-d10mm</p>		<p>E0222-M NO. 60662481 - 60815935</p> <p>ESTICADOR SUPORTE APOIO MOTOR FRENTE</p> <p>ALFA ROMEO 146 (930_): 1.9 JTD (930.B4B) 02.1999/01.2001 77KW 105CV 1910CC</p> <p>218x55x34mm 2f-d10mm</p>
	<p>E1005 NO. 60609574 - 60806013 - 60806020</p> <p>ESTICADOR DE ESCAPE</p> <p>ALFA ROMEO 145 (930_): 1.4 i.e. (930.A3) 07.1994/12.1996 66KW 90CV 1351CC - ALFA ROMEO 145 (930_): 1.6 i.e. (930.A2) 10.1994/12.1996 76KW 103CV 1596CC - ALFA ROMEO 145 (930_): 1.7 i.e. 16V (930.A1) 10.1994/12.1996 95KW 129CV 1712CC - ALFA ROMEO 145 (930_): 2.0 16V T.S. (930.A5) 10.1995/01.2001 110KW 150CV 1970CC - ALFA ROMEO 145 (930_): 1.9 TD (930.A4) 10.1994/02.1999 66KW 90CV 1929CC - ALFA RO...</p> <p>60x45x14mm</p>		<p>E1005 NO. 60609574 - 60806013 - 60806020</p> <p>ESTICADOR DE ESCAPE</p> <p>ALFA ROMEO 146 (930_): 1.4 i.e. (930.B3) 12.1994/12.1996 66KW 90CV 1351CC - ALFA ROMEO 146 (930_): 1.6 i.e. (930.B2) 12.1994/12.1996 76KW 103CV 1596CC - ALFA ROMEO 146 (930_): 1.7 i.e. 16V (930.B1) 12.1994/12.1996 95KW 129CV 1712CC - ALFA ROMEO 146 (930_): 2.0 16V T.S. (930.B5) 10.1995/01.2001 110KW 150CV 1970CC - ALFA ROMEO 146 (930_): 1.9 TD (930.B4A) 12.1994/02.1999 66KW 90CV 1929CC - ALFA R...</p> <p>60x45x14mm</p>
	<p>E1027 NO. 46477073</p> <p>ESTICADOR DE ESCAPE PARTE DE TRÁS</p> <p>ALFA ROMEO 145 (930_): 1.4 i.e. (930.A3) 07.1994/12.1996 66KW 90CV 1351CC - ALFA ROMEO 145 (930_): 1.4 i.e. 16V T.S. (930.A3A) 12.1996/01.2001 76KW 103CV 1370CC - ALFA ROMEO 145 (930_): 1.6 i.e. (930.A2) 10.1994/12.1996 76KW 103CV 1596CC - ALFA ROMEO 145 (930_): 1.6 i.e. 16V T.S. (930.A2) 12.1996/01.2001 88KW 120CV 1598CC - ALFA ROMEO 145 (930_): 1.7 i.e. 16V (930.A1) 10.1994/12.1996 95KW 129CV 1712CC ...</p> <p>95x35x25mm</p>		<p>E1027 NO. 46477073</p> <p>ESTICADOR DE ESCAPE PARTE DE TRÁS</p> <p>ALFA ROMEO 146 (930_): 1.4 i.e. (930.B3) 12.1994/12.1996 66KW 90CV 1351CC - ALFA ROMEO 146 (930_): 1.4 i.e. 16V T.S. (930.B3A) 11.1996/01.2001 76KW 103CV 1370CC - ALFA ROMEO 146 (930_): 1.6 i.e. (930.B2) 12.1994/12.1996 76KW 103CV 1596CC - ALFA ROMEO 146 (930_): 1.6 i.e. 16V T.S. (930.B2B, 930.B2C) 11.1996/10.2001 88KW 120CV 1598CC - ALFA ROMEO 146 (930_): 1.7 i.e. 16V (930.B1) 12.1994/12.1996 95K...</p> <p>95x35x25mm</p>

	<p>E1048 NO. 60811858</p> <p>ESTICADOR DE ESCAPE FRENTE</p> <p>ALFA ROMEO 145 (930_): 2.0 16V T.S. (930.A5) 10.1995/01.2001 110KW 150CV 1970CC - ALFA ROMEO 145 (930_): 1.9 JTD (930.A4B) 02.1999/01.2001 77KW 105CV 1910CC</p> <p>57x39x25mm 2f-d9mm</p>		<p>E1048 NO. 60811858</p> <p>ESTICADOR DE ESCAPE FRENTE</p> <p>ALFA ROMEO 146 (930_): 2.0 16V T.S. (930.B5) 10.1995/01.2001 110KW 150CV 1970CC - ALFA ROMEO 146 (930_): 1.9 JTD (930.B4B) 02.1999/01.2001 77KW 105CV 1910CC</p> <p>57x39x25mm 2f-d9mm</p>
	<p>E1082 NO. 60573170</p> <p>ESTICADOR ESCAPE</p> <p>ALFA ROMEO 145 (930_): 1.9 TD (930.A4) 10.1994/02.1999 66KW 90CV 1929CC</p> <p>60x45x16mm</p>		<p>E1082 NO. 60573170</p> <p>ESTICADOR ESCAPE</p> <p>ALFA ROMEO 146 (930_): 1.9 TD (930.B4A) 12.1994/02.1999 66KW 90CV 1929CC</p> <p>60x45x16mm</p>
	<p>E1152-C NO. 12574521 - 60570627 - 60806408 - 60809242 - 7601642 - 7601643</p> <p>ESTICADOR DA BARRA ESTABILIZADORA DA FRENTE</p> <p>ALFA ROMEO 145 (930_): 1.4 i.e. (930.A3) 07.1994/12.1996 66KW 90CV 1351CC - ALFA ROMEO 145 (930_): 1.4 i.e. 16V T.S. (930.A3A) 12.1996/01.2001 76KW 103CV 1370CC - ALFA ROMEO 145 (930_): 1.6 i.e. (930.A2) 10.1994/12.1996 76KW 103CV 1596CC - ALFA ROMEO 145 (930_): 1.6 16V T.S. (930.A2C) 09.1997/12.2000 82KW 112CV 1598CC - ALFA ROMEO 145 (930_): 1.6 i.e. 16V T.S. (930.A2) 12.1996/01.2001 88KW 120CV 1... </p> <p>120x35x32mm 1f-d12mm</p>		<p>E1152-C NO. 12574521 - 60570627 - 60806408 - 60809242 - 7601642 - 7601643</p> <p>ESTICADOR DA BARRA ESTABILIZADORA DA FRENTE</p> <p>ALFA ROMEO 146 (930_): 1.4 i.e. (930.B3) 12.1994/12.1996 66KW 90CV 1351CC - ALFA ROMEO 146 (930_): 1.4 i.e. 16V T.S. (930.B3A) 11.1996/01.2001 76KW 103CV 1370CC - ALFA ROMEO 146 (930_): 1.6 i.e. (930.B2) 12.1994/12.1996 76KW 103CV 1596CC - ALFA ROMEO 146 (930_): 1.6 16V T.S. (930.B2C) 09.1997/12.2000 82KW 112CV 1598CC - ALFA ROMEO 146 (930_): 1.6 i.e. 16V T.S. (930.B2B, 930.B2C) 11.1996/10.2001 88...</p> <p>120x35x32mm 1f-d12mm</p>
	<p>F0469-I NO. 16110170470102 - 16410.17047.01.02 - 16410170470106 - 60805170 - 60811991 - 700610 - 893487283</p> <p>FOLE DA TRANSMISSÃO LADO DA CAIXA</p> <p>ALFA ROMEO 145 (930_): 1.6 i.e. 16V T.S. (930.A2) 12.1996/01.2001 88KW 120CV 1598CC - ALFA ROMEO 145 (930_): 1.8 i.e. 16V T.S. (930.A1A) 12.1996/12.1998 103KW 140CV 1747CC - ALFA ROMEO 145 (930_): 1.8 i.e. 16V (930.A1A) 03.1998/01.2001 106KW 144CV 1747CC - ALFA ROMEO 145 (930_): 2.0 16V T.S. (930.A5) 10.1995/01.2001 110KW 150CV 1970CC - ALFA ROMEO 145 (930_): 2.0 16V (930.A5) 03.1998/01.2001 114KW...</p> <p>d85x80mm 1f-d61mm 1f-d23mm</p>		<p>F0469-I NO. 16110170470102 - 16410.17047.01.02 - 16410170470106 - 60507865 - 60805170 - 60811991 - 796619 - 8934...</p> <p>FOLE DA TRANSMISSÃO LADO DA CAIXA</p> <p>ALFA ROMEO 146 (930_): 1.6 i.e. 16V T.S. (930.B2B, 930.B2C) 11.1996/10.2001 88KW 120CV 1598CC - ALFA ROMEO 146 (930_): 1.8 i.e. 16V T.S. (930.B1A) 11.1996/01.2001 103KW 140CV 1747CC - ALFA ROMEO 146 (930_): 1.8 i.e. 16V T.S. (930.B1A) 03.1998/01.2001 106KW 144CV 1747CC - ALFA ROMEO 146 (930_): 2.0 16V T.S. (930.B5) 10.1995/01.2001 110KW 150CV 1970CC</p> <p>d85x80mm 1f-d61mm 1f-d23mm</p>
	<p>F0799B-I NO.</p> <p>FOLE DA TRANSMISSÃO JUNTO À CAIXA</p> <p>ALFA ROMEO 145 (930_): 1.4 i.e. (930.A3) 07.1994/12.1996 66KW 90CV 1351CC - ALFA ROMEO 145 (930_): 1.4 i.e. 16V T.S. (930.A3A) 12.1996/01.2001 76KW 103CV 1370CC - ALFA ROMEO 145 (930_): 1.6 i.e. (930.A2) 10.1994/12.1996 76KW 103CV 1596CC - ALFA ROMEO 145 (930_): 1.6 i.e. 16V T.S. (930.A2) 12.1996/01.2001 88KW 120CV 1598CC - ALFA ROMEO 145 (930_): 1.7 i.e. 16V (930.A1) 10.1994/12.1996 95KW 129CV 17...</p> <p>d80x100mm 1f-d58mm 1f-d23mm</p>		<p>F0835A5I NO. 46307071 - 46307436 - 46307503 - 46307784 - 60813077</p> <p>FOLE DA TRANSMISSÃO JUNTO À CAIXA C/ROLAMENTO 24,5mm</p> <p>ALFA ROMEO 145 (930_): 1.4 i.e. 16V T.S. (930.A3A) 12.1996/01.2001 76KW 103CV 1370CC</p> <p>d93x87mm</p>
	<p>F0835A5I NO. 46307071 - 46307436 - 46307503 - 46307784 - 60813077</p> <p>FOLE DA TRANSMISSÃO JUNTO À CAIXA C/ROLAMENTO 24,5mm</p> <p>ALFA ROMEO 146 (930_): 1.4 i.e. 16V T.S. (930.B3A) 11.1996/01.2001 76KW 103CV 1370CC</p> <p>d93x87mm</p>		<p>F1360-I NO. 36020076</p> <p>FOLE DA DIRECÇÃO LADO DIREITO E ESQUERDO</p> <p>ALFA ROMEO 145 (930_) 1.4 i.e. (930.A3) 07.1994/12.1996 66KW 90CV 1351CC AR 33501 4001681 - ALFA ROMEO 145 (930_) 1.4 i.e. 16V T.S. (930.A3A) 12.1996/01.2001 76KW 103CV 1370CC AR 38501 AR 33503 4001150 4136340 - ALFA ROMEO 145 (930_) 1.6 i.e. (930.A2) 10.1994/12.1996 76KW 103CV 1596CC AR 33201 4001680 - ALFA ROMEO 145 (930_) 1.6 i.e. 16V T.S. (930.A2) 12.1996/01.2001 88KW 120CV 1598CC AR 38201 AR ...</p> <p>d97x135mm d83mm 1f-d65mm 1f-d51mm</p>
	<p>F1370-I NO. 9941582 - 9944453 - 9947369 - 9950650</p> <p>FOLE DA DIRECÇÃO LADO DIREITO E ESQUERDO</p> <p>ALFA ROMEO 145 (930_): 1.4 i.e. 16V T.S. (930.A3A) 12.1996/01.2001 76KW 103CV 1370CC - ALFA ROMEO 145 (930_): 1.6 i.e. 16V T.S. (930.A2) 12.1996/01.2001 88KW 120CV 1598CC - ALFA ROMEO 145 (930_): 1.8 i.e. 16V T.S. (930.A1A) 12.1996/12.1998 103KW 140CV 1747CC - ALFA ROMEO 145 (930_): 1.8 i.e. 16V (930.A1A) 03.1998/01.2001 106KW 144CV 1747CC - ALFA ROMEO 145 (930_): 2.0 16V T.S. (930.A5) 10.1995/01....</p> <p>d65x21mm d58mm 1f-d57mm 1f-d10mm</p>		<p>F1370-I NO. 9941582 - 9944453 - 9947369 - 9950650</p> <p>FOLE DA DIRECÇÃO LADO DIREITO E ESQUERDO</p> <p>ALFA ROMEO 146 (930_): 1.4 i.e. 16V T.S. (930.B3A) 11.1996/01.2001 76KW 103CV 1370CC - ALFA ROMEO 146 (930_): 1.6 i.e. 16V T.S. (930.B2B, 930.B2C) 11.1996/10.2001 88KW 120CV 1598CC - ALFA ROMEO 146 (930_): 1.8 i.e. 16V T.S. (930.B1A) 11.1996/01.2001 103KW 140CV 1747CC - ALFA ROMEO 146 (930_): 1.8 i.e. 16V T.S. (930.B1A) 03.1998/01.2001 106KW 144CV 1747CC - ALFA ROMEO 146 (930_): 2.0 16V T.S. (930....</p> <p>d65x21mm d58mm 1f-d57mm 1f-d10mm</p>
	<p>F1641A-I NO. 46307475</p> <p>FOLE DA TRANSMISSÃO JUNTO À CAIXA</p> <p>ALFA ROMEO 145 (930_) 1.4 i.e. 16V T.S. (930.A3A) 12.1996/01.2001 76KW 103CV 1370CC AR 38501AR 33503 4001150, 4136340 - ALFA ROMEO 145 (930_) 1.6 i.e. 16V T.S. (930.A2) 12.1996/01.2001 88KW 120CV 1598CC AR 38201AR 67601 4001152, 4136339 - ALFA ROMEO 145 (930_) 1.8 i.e. 16V (930.A1A) 03.1998/01.2001 106KW 144CV 1747CC AR 32201 4136352 - ALFA ROMEO 145 (930_) 1.8 i.e. 16V T.S. (930.A1A) 12.1996/12.1...</p> <p>d110x92mm 1f-d106mm 1f-d25mm</p>		<p>F1822-I NO. 60811991 - 9945301</p> <p>FOLE DA TRANSMISSÃO JUNTO À CAIXA</p> <p>ALFA ROMEO 145 (930_): 1.4 i.e. 16V T.S. (930.A3A) 12.1996/01.2001 76KW 103CV 1370CC - ALFA ROMEO 145 (930_): 1.6 16V T.S. (930.A2C) 09.1997/12.2000 82KW 112CV 1598CC - ALFA ROMEO 145 (930_): 1.6 i.e. 16V T.S. (930.A2) 12.1996/01.2001 88KW 120CV 1598CC - ALFA ROMEO 145 (930_): 1.8 i.e. 16V T.S. (930.A1A) 12.1996/12.1998 103KW 140CV 1747CC - ALFA ROMEO 145 (930_): 1.8 i.e. 16V (930.A1A) 03.1998/01....</p> <p>d102x94mm 1f-d99mm 1f-d25mm</p>

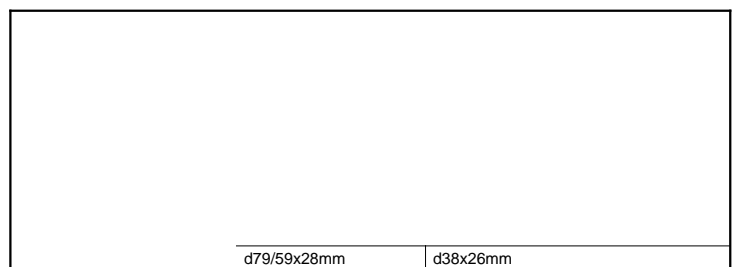
	<p>F1822-I NO. 60811991 - 9945301</p> <p><i>FOLE DA TRANSMISSÃO JUNTO À CAIXA</i></p> <p>ALFA ROMEO 146 (930_) : 1.4 i.e. 16V T.S. (930.B3A) 11.1996/01.2001 76KW 103CV 1370CC - ALFA ROMEO 146 (930_) : 1.6 16V T.S. (930.B2C) 09.1997/12.2000 82KW 112CV 1598CC - ALFA ROMEO 146 (930_) : 1.6 i.e. 16V T.S. (930.B2B, 930.B2C) 11.1996/10.2001 88KW 120CV 1598CC - ALFA ROMEO 146 (930_) : 1.8 i.e. 16V T.S. (930.B1A) 11.1996/01.2001 103KW 140CV 1747CC - ALFA ROMEO 146 (930_) : 1.8 i.e. 16V T.S. (930.B...</p> <p>d102x94mm 1f-d99mm 1f-d25mm</p>		<p>KF1040 NO. 164101793201 - 60556609 - 60805116</p> <p><i>KIT DE FOLE DO CARDAN JUNTO À RODA</i></p> <p>ALFA ROMEO 145 (930_) : 1.4 i.e. (930.A3) 07.1994/12.1996 66KW 90CV 1351CC - ALFA ROMEO 145 (930_) : 1.6 i.e. (930.A2) 10.1994/12.1996 76KW 103CV 1596CC - ALFA ROMEO 145 (930_) : 1.7 i.e. 16V (930.A1) 10.1994/12.1996 95KW 129CV 1712CC - ALFA ROMEO 145 (930_) : 1.9 JTD (930.A4B) 02.1999/01.2001 77KW 105CV 1910CC</p> <p>d110x90mm 1f-d92mm 1f-d24mm</p>
	<p>KF1040 NO. 164101793201 - 60556609 - 60805116</p> <p><i>KIT DE FOLE DO CARDAN JUNTO À RODA</i></p> <p>ALFA ROMEO 146 (930_) : 1.4 i.e. (930.B3) 12.1994/12.1996 66KW 90CV 1351CC - ALFA ROMEO 146 (930_) : 1.6 i.e. (930.B2) 12.1994/12.1996 76KW 103CV 1596CC - ALFA ROMEO 146 (930_) : 1.7 i.e. 16V (930.B1) 12.1994/12.1996 95KW 129CV 1712CC - ALFA ROMEO 146 (930_) : 1.9 JTD (930.B4B) 02.1999/01.2001 77KW 105CV 1910CC</p> <p>d110x90mm 1f-d92mm 1f-d24mm</p>		<p>KF1060 NO. 60808619</p> <p><i>KIT DE FOLE DO CARDAN JUNTO À RODA</i></p> <p>ALFA ROMEO 145 (930_) 1.9 JTD (930.A4B) 02.1999/01.2001 77KW 105CV 1910CC AR 32302 4136371</p> <p>d100x100mm 1f-d78mm 1f-d24mm</p>
	<p>KF1060 NO. 60808619</p> <p><i>KIT DE FOLE DO CARDAN JUNTO À RODA</i></p> <p>ALFA ROMEO 146 (930_) 1.9 JTD (930.B4B) 02.1999/01.2001 77KW 105CV 1910CV AR 32302 4136370</p> <p>d100x100mm 1f-d78mm 1f-d24mm</p>		<p>KF1797-T NO. 46429633 - 60812755</p> <p><i>KIT DO FOLE DO CARDAN JUNTO À RODA</i></p> <p>ALFA ROMEO 145 (930_) 1.4 i.e. (930.A3) 07.1994/12.1996 66KW 90CV 1351CF AR 33501 4001681 - ALFA ROMEO 145 (930_) 1.4 i.e. 16V T.S. (930.A3A) 12.1996/01.2001 76KW 103CV 1370CC AR 38501 AR 33503 4001150 4136340 - ALFA ROMEO 145 (930_) 1.6 16V T.S. (930.A2C) 09.1997/12.2000 82KW 112CV 1598CC AR 32102 4136394 - ALFA ROMEO 145 (930_) 1.6 i.e. (930.A2) 10.1994/12.1996 76KW 103CV 1596CC AR 33201 4001680...</p> <p>d110x102mm 1f-d87mm 1f-d27mm</p>
	<p>KF1797-T NO. 46429633 - 60812755</p> <p><i>KIT DO FOLE DO CARDAN JUNTO À RODA</i></p> <p>ALFA ROMEO 146 (930_) 1.4 i.e. (930.B3) 12.1994/12.1996 66KW 90CV 1351CC AR 33501 4001065 - ALFA ROMEO 146 (930_) 1.4 i.e. 16V T.S. (930.B3A) 11.1996/01.2001 76KW 103CV 1370CC AR 38501 AR 33503 4001149 4136320 - ALFA ROMEO 146 (930_) 1.6 16V T.S. (930.B2C) 09.1997/12.2000 82KW 112CV 1598CC AR 32102 4136393 - ALFA ROMEO 146 (930_) 1.6 i.e. (930.B2) 12.1994/12.1996 76KW 103CV 1596CC AR 33201 4001064...</p> <p>d110x102mm 1f-d87mm 1f-d27mm</p>		<p>KT0509 NO. 60585431 - 606625644 - 60806396 - 60812425 - 7522037 - 7588037</p> <p><i>KIT BATENTE SUSPENSÃO FRENTE</i></p> <p>ALFA ROMEO 145 (930_) 1.4 i.e. (930.A3) 07.1994/12.1996 66KW 90CV 1351CC AR 33501 4001681 - ALFA ROMEO 145 (930_) 1.4 i.e. 16V T.S. (930.A3A) 12.1996/01.2001 76KW 103CV 1370CC AR 38501 AR 33503 4001150 4136340 - ALFA ROMEO 145 (930_) 1.6 i.e. (930.A2) 10.1994/12.1996 76KW 103CV 1596CC AR 33201 4001680 - ALFA ROMEO 145 (930_) 1.6 i.e. (930.A2) 12.1996/01.2001 88KW 120CV 1598CC AR 38201 AR ...</p> <p>d72x180mm d56x76mm 1f-d25mm 1f-d21mm 1f-d62mm</p>
	<p>KT0509 NO. 60585431 - 606625644 - 60806396 - 60812425 - 7522037 - 7588037</p> <p><i>KIT BATENTE SUSPENSÃO FRENTE</i></p> <p>ALFA ROMEO 146 (930_) 1.4 i.e. (930.B3) 12.1994/12.1996 66KW 90CV 1351CC AR 33501 4001065 - ALFA ROMEO 146 (930_) 1.4 i.e. 16V T.S. (930.B3A) 11.1996/01.2001 76KW 103CV 1370CC AR 38501 AR 33503 4001149 4136320 - ALFA ROMEO 146 (930_) 1.6 16V T.S. (930.B2) 12.1994/12.1996 76KW 103CV 1596CC AR 33201 4001064 - ALFA ROMEO 146 (930_) 1.6 i.e. 16V T.S. (930.B2B, 930.B2C) 11.1996/10.2001 88KW 120CV 1598CC AR...</p> <p>d72x180mm d56x76mm 1f-d25mm 1f-d21mm 1f-d62mm</p>		<p>KUBT3015 NO. 717229000 - 717230000</p> <p><i>KIT BORRACHAS TRAVAO PINÇA DE TRAS C/EMBOLO LUCAS/TRW 34MM</i></p> <p>ALFA ROMEO 145 (930_) : 1.4 i.e. (930.A3) 07.1994/12.1996 66KW 90CV 1351CC - ALFA ROMEO 145 (930_) : 1.4 i.e. 16V T.S. (930.A3A) 12.1996/01.2001 76KW 103CV 1370CC - ALFA ROMEO 145 (930_) : 1.6 i.e. (930.A2) 10.1994/12.1996 76KW 103CV 1596CC - ALFA ROMEO 145 (930_) : 1.6 16V T.S. (930.A2C) 09.1997/12.2000 82KW 112CV 1598CC - ALFA ROMEO 145 (930_) : 1.6 i.e. 16V T.S. (930.A2) 12.1996/01.2001 88KW 120CV ...</p> <p>d34x48mm d45x11mm d41x26mm/1r-d8mm 1f-d25mm 1f-d36mm</p>
	<p>KUBT3015 NO. 717229000 - 717230000</p> <p><i>KIT BORRACHAS TRAVAO PINÇA DE TRAS C/EMBOLO LUCAS/TRW 34MM</i></p> <p>ALFA ROMEO 146 (930_) : 1.4 i.e. (930.B3) 12.1994/12.1996 66KW 90CV 1351CC - ALFA ROMEO 146 (930_) : 1.4 i.e. 16V T.S. (930.B3A) 11.1996/01.2001 76KW 103CV 1370CC - ALFA ROMEO 146 (930_) : 1.6 i.e. (930.B2) 12.1994/12.1996 76KW 103CV 1596CC - ALFA ROMEO 146 (930_) : 1.6 16V T.S. (930.B2C) 09.1997/12.2000 82KW 112CV 1598CC - ALFA ROMEO 146 (930_) : 1.6 i.e. 16V T.S. (930.B2B, 930.B2C) 11.1996/10.2001 88...</p> <p>d34x48mm d45x11mm d41x26mm/1r-d8mm 1f-d25mm 1f-d36mm</p>		<p>M6031 NO. 6157398 - 6159188</p> <p><i>JUNTA DE ESCAPE</i></p> <p>ALFA ROMEO 145 (930_) 2.0 16V T.S. (930.A5) 10.1995/01.2001 110KW 150CV 1970CC AR 67204 4001090 4136342</p> <p>106x68mm 1f-d51mm</p>
	<p>M6031 NO. 6157398 - 6159188</p> <p><i>JUNTA DE ESCAPE</i></p> <p>ALFA ROMEO 146 (930_) 2.0 16V T.S. (930.B5) 10.1995/01.2001 110KW 150CV 1970CC AR 67204 4001089 4136322</p> <p>106x68mm 1f-d51mm</p>		<p>M6035 NO. 102078 - 102078000000 - 115309 - 60502984 - 60503304 - 60529840</p> <p><i>JUNTA DE ESCAPE</i></p> <p>ALFA ROMEO 145 (930_) 1.4 i.e. (930.A3) 07.1994/12.1996 66KW 90CV 1351CC AR 33501 4001681 - ALFA ROMEO 145 (930_) - ALFA ROMEO 145 (930_) 1.6 i.e. (930.A2) 10.1994/12.1996 76KW 103CV 1596CC AR 33201 4001680</p> <p>74x53mm 1f-d32mm 2f-d9mm</p>
	<p>M6035 NO. 102078 - 102078000000 - 115309 - 60502984 - 60503304 - 60529840</p> <p><i>JUNTA DE ESCAPE</i></p> <p>ALFA ROMEO 146 (930_) 1.4 i.e. (930.B3) 12.1994/12.1996 66KW 90CV 1351CC AR 33501 4001065 - ALFA ROMEO 146 (930_) 1.6 i.e. (930.B2) 12.1994/12.1996 76KW 103CV 1596CC AR 33201 4001064</p> <p>74x53mm 1f-d32mm 2f-d9mm</p>		<p>N2331 NO. 1160030083 - 116003008300 - 60521386 - 60521387</p> <p><i>ANEL ESCAPE</i></p> <p>ALFA ROMEO 145 (930_) 1.9 TD (930.A4) 10.1994/02.1999 66KW 90CV 1929CC AR 67501 AR 33601 4001682 4136341</p> <p>d58x14mm 1f-d31mm</p>

	<p>N2331 NO. 1160030083 - 116003008300 - 60521386 - 60521387</p> <p>ANEL ESCAPE</p> <p>ALFA ROMEO 146</p> <p>d58x14mm 1f-d31mm</p>		<p>P1105 NO. 60627196</p> <p>CAPA PEDAL DO TRAVAO</p> <p>ALFA ROMEO 145 (930_) : 1.8 i.e. 16V (930.A1A) 03.1998/01.2001 106KW 144CV 1747CC - ALFA ROMEO 145 (930_) : 2.0 16V (930.A5) 03.1998/01.2001 114KW 155CV 1970CC</p> <p>80x60x50mm</p>
	<p>P1105 NO. 60627196</p> <p>CAPA PEDAL DO TRAVAO</p> <p>ALFA ROMEO 146 (930_) : 1.8 i.e. 16V T.S. (930.B1A) 03.1998/01.2001 106KW 144CV 1747CC - ALFA ROMEO 146 (930_) : 2.0 16V (930.B5) 03.1997/10.2001 114KW 155CV 1970CC</p> <p>80x60x50mm</p>		<p>P1106 NO. 60627197</p> <p>CAPA PEDAL DA EMBRAIAGEM</p> <p>ALFA ROMEO 145 (930_) : 1.8 i.e. 16V (930.A1A) 03.1998/01.2001 106KW 144CV 1747CC - ALFA ROMEO 145 (930_) : 2.0 16V (930.A5) 03.1998/01.2001 114KW 155CV 1970CC</p> <p>80x60x10mm</p>
	<p>P1106 NO. 60627197</p> <p>CAPA PEDAL DA EMBRAIAGEM</p> <p>ALFA ROMEO 146 (930_) : 1.8 i.e. 16V T.S. (930.B1A) 03.1998/01.2001 106KW 144CV 1747CC - ALFA ROMEO 146 (930_) : 2.0 16V (930.B5) 03.1997/10.2001 114KW 155CV 1970CC</p> <p>80x60x10mm</p>		<p>R018969 NO. 46456214 - 46456294 - 60813937</p> <p>TUBO DO COMPRESSOR DO OLEO</p> <p>ALFA ROMEO 145 (930_) : 1.9 JTD (930.A4B) 02.1999/01.2001 77KW 105CV 1910CC</p> <p>B92-19/19mm 44x47mm</p>
	<p>R018969 NO. 46456214 - 46456294 - 60813937</p> <p>TUBO DO COMPRESSOR DO OLEO</p> <p>ALFA ROMEO 146 (930_) : 1.9 JTD (930.B4B) 02.1999/01.2001 77KW 105CV 1910CC</p> <p>B92-19/19mm 44x47mm</p>		<p>R021899 NO. 4368408 - 7553019</p> <p>TUBO DO RESPIRO DO ÓLEO</p> <p>ALFA ROMEO 145 (930_) : 1.9 TD (930.A4) 10.1994/02.1999 66KW 90CV 1929CC</p> <p>B58-18/19mm 40-22mm</p>
	<p>R021899 NO. 4368408 - 7553019</p> <p>TUBO DO RESPIRO DO ÓLEO</p> <p>ALFA ROMEO 146 (930_) : 1.9 TD (930.B4A) 12.1994/02.1999 66KW 90CV 1929CC</p> <p>B58-18/19mm 40-22mm</p>		<p>R220511 NO. 60603082</p> <p>TUBO DE RADIADOR INFERIOR</p> <p>ALFA ROMEO 145 (930_) 1.4 i.e. 16V T.S. (930.A3A) 12.1996/01.2001 76KW 103CV 1370CC AR 38501 AR 33503 4001150 4136340 - ALFA ROMEO 145 (930_) 1.6 i.e. 16V T.S. (930.A2) 12.1996/01.2001 88KW 120CV 1598CC AR 38201 AR 67601 4001152 4136339 - ALFA ROMEO 145 (930_) 1.8 i.e. 16V T.S. (930.A1A) 12.1996/12.1998 103KW 140CV 1747CC AR 38401 AR 67199 AR 67106 4136338 4001154 - ALFA ROMEO 145 (930_) 2.0 16V (...)</p> <p>B335-d31/31mm 85-225-70mm</p>
	<p>R220511 NO. 60603082</p> <p>TUBO DE RADIADOR INFERIOR</p> <p>ALFA ROMEO 146 (930_) 1.4 i.e. 16V T.S. (930.B3A) 11.1996/01.2001 76KW 103CV 1370CC AR 38501 AR 33503 4001149 4136320 - ALFA ROMEO 146 (930_) 1.6 i.e. 16V T.S. (930.B2B, 930.B2C) 11.1996/10.2001 88KW 120CV 1598CC AR 38201 AR 67601 4001151 4136319 - ALFA ROMEO 146 (930_) 1.8 i.e. 16V T.S. (930.B1A) 11.1996/01.2001 103KW 140CV 1747CC AR 67106 AR 38401 4001153 4136318 - ALFA ROMEO 146 (930_) 1.8 i.e....</p> <p>B335-d31/31mm 85-225-70mm</p>		<p>RT08417 NO. 7667806</p> <p>TUBO DE TRAVÃO TRÁS LH-RH</p> <p>ALFA ROMEO 145 (930_) 1.4 i.e. (930.A3) 07.1994/12.1996 66KW 90CV 1351CC AR 33501 4001681 - ALFA ROMEO 145 (930_) 1.4 i.e. 16V T.S. (930.A3A) 12.1996/01.2001 76KW 103CV 1370CC AR 38501 AR 33503 4001150 4136340 - ALFA ROMEO 145 (930_) 1.6 i.e. (930.A2) 10.1994/12.1996 76KW 103CV 1596CC AR 33201 4001680 - ALFA ROMEO 145 (930_) 1.6 i.e. 16V T.S. (930.A2) 12.1996/01.2001 88KW 120CV 1598CC AR 38201 AR...</p> <p>240mm FB23 - FB23</p>
	<p>RT08417 NO. 7667806</p> <p>TUBO DE TRAVÃO TRÁS LH-RH</p> <p>ALFA ROMEO 146 (930_) 1.4 i.e. (930.B3) 12.1994/12.1996 66KW 90CV 1351CC AR 33501 4001065 - ALFA ROMEO 146 (930_) 1.4 i.e. 16V T.S. (930.B3A) 11.1996/01.2001 76KW 103CV 1370CC AR 38501 AR 33503 4001149 4136320 - ALFA ROMEO 146 (930_) 1.6 i.e. (930.B2) 12.1994/12.1996 76KW 103CV 1596CC AR 33201 4001064 - ALFA ROMEO 146 (930_) 1.6 i.e. 16V T.S. (930.B2B, 930.B2C) 11.1996/10.2001 88KW 120CV 1598CC AR ...</p> <p>240mm FB23 - FB23</p>		<p>RT08459 NO. 60800372 - 71736960</p> <p>TUBO DE TRAVÃO TRÁS LH-RH</p> <p>ALFA ROMEO 145 (930_) 1.4 i.e. (930.A3) 07.1994/12.1996 66KW 90CV 1351CC AR 33501 4001681 - ALFA ROMEO 145 (930_) 1.4 i.e. 16V T.S. (930.A3A) 12.1996/01.2001 76KW 103CV 1370CC AR 38501 AR 33503 4001150 4136340 - ALFA ROMEO 145 (930_) 1.6 i.e. (930.A2) 10.1994/12.1996 76KW 103CV 1596CC AR 33201 4001680 - ALFA ROMEO 145 (930_) 1.6 i.e. 16V T.S. (930.A2) 12.1996/01.2001 88KW 120CV 1598CC AR ...</p> <p>182mm FB23 - MC11</p>
	<p>RT08459 NO. 60800372 - 71736960</p> <p>TUBO DE TRAVÃO TRÁS LH-RH</p> <p>ALFA ROMEO 146 (930_) 1.4 i.e. (930.B3) 12.1994/12.1996 66KW 90CV 1351CC AR 33501 4001065 - ALFA ROMEO 146 (930_) 1.4 i.e. 16V T.S. (930.B3A) 11.1996/01.2001 76KW 103CV 1370CC AR 38501 AR 33503 4001149 4136320 - ALFA ROMEO 146 (930_) 1.6 i.e. (930.B2) 12.1994/12.1996 76KW 103CV 1596CC AR 33201 4001064 - ALFA ROMEO 146 (930_) 1.6 i.e. 16V T.S. (930.B2B, 930.B2C) 11.1996/10.2001 88KW 120CV 1598CC AR...</p> <p>182mm FB23 - MC11</p>		<p>RT08552 NO. 46448591 - 60812250 - 71736923</p> <p>TUBO DE TRAVÃO FRENTE LH-RH</p> <p>ALFA ROMEO 145 (930_) 1.4 i.e. 16V T.S. (930.A3A) 12.1996/01.2001 76KW 103CV 1370CC AR 38501 AR 33503 4001150 4136340 - ALFA ROMEO 145 (930_) 1.6 i.e. 16V T.S. (930.A2) 12.1996/01.2001 88KW 120CV 1598CC AR 38201 AR 67601 4001152 4136339 - ALFA ROMEO 145 (930_) 1.8 i.e. 16V T.S. (930.A1A) 12.1996/12.1998 103KW 140CV 1747CC AR 38401 AR 67199 AR 67106 4136338 4001154 - ALFA ROMEO 145 (930_) 1.9 TD (930.A4)</p> <p>415mm FB23 - MC11</p>

 <p>FB23 MC11 Componenti / Components</p>	<p>RT08552 NO. 46448591 - 60812250 - 71736923</p> <p>TUBO DE TRAVÃO FRENTE LH-RH</p> <p>ALFA ROMEO 146 (930_) 1.4 i.e. 16V T.S. (930.B3A) 11.1996/01.2001 76KW 103CV 1370CC AR 38501 AR 33503 4001149 4136320 - ALFA ROMEO 146 (930_) 1.6 i.e. 16V T.S. (930.B2B, 930.B2C) 11.1996/10.2001 88KW 120CV 1598CC AR 38201 AR 67601 4001151 4136319 - ALFA ROMEO 146 (930_) 1.8 i.e. 16V T.S. (930.B1A) 11.1996/01.2001 103KW 140CV 1747CC AR 67106 AR 38401 4001153 4136318 - ALFA ROMEO 146 (930_) 1.8 i.e....</p> <p>415mm FB23 - MC11</p>	 <p>FB23 MC11 Componenti / Components</p>	<p>RT08553 NO. 46448592 - 60812130</p> <p>TUBO DE TRAVÃO FRENTE LH-RH</p> <p>ALFA ROMEO 145 (930_) 1.4 i.e. 16V T.S. (930.A3A) 12.1996/01.2001 76KW 103CV 1370CC AR 38501 AR 33503 4001150 4136340 - ALFA ROMEO 145 (930_) 2.0 16V T.S. (930.A5) 10.1995/01.2001 110KW 150CV 1970CC AR 67204 4001090 4136342</p> <p>435mm FB23 - MC11</p>
 <p>FB23 MC11 Componenti / Components</p>	<p>RT08553 NO. 46448592 - 60812130</p> <p>TUBO DE TRAVÃO FRENTE LH-RH</p> <p>ALFA ROMEO 146 (930_) 1.4 i.e. 16V T.S. (930.B3A) 11.1996/01.2001 76AKW 103CV 1370CC AR 38501 AR 33503 4001149 4136320 - ALFA ROMEO 146 (930_) 2.0 16V T.S. (930.B5) 10.1995/01.2001 110KW 150CV 1970CC AR 67204 4001089 4136322</p> <p>435mm FB23 - MC11</p>		<p>S1161D20 NO. 7601065</p> <p>SILENT-BLOC CENTRAL DO BRAÇO DA SUSPENSÃO DIANTEIRO (DIREITO)</p> <p>ALFA ROMEO 145 (930_) 1.4 i.e. (930.A3) 07.1994/12.1996 66KW 90CV 1351CC AR 33501 4001681 - ALFA ROMEO 145 (930_) 1.4 i.e. 16V T.S. (930.A3A) 12.1996/01.2001 76KW 103CV 1370CC AR 38501 AR 33503 4001150 4136340 - ALFA ROMEO 145 (930_) 1.6 i.e. (930.A2) 10.1994/12.1996 76KW 103CV 1596CC AR 33201 4001680 - ALFA ROMEO 145 (930_) 1.6 i.e. 16V T.S. (930.A2) 12.1996/01.2001 88KW 120CV 1598CC AR 38201 AR ...</p> <p>120x60x50mm 1f-d20mm 2r-d10mm</p>
	<p>S1161D20 NO. 7601065</p> <p>SILENT-BLOC CENTRAL DO BRAÇO DA SUSPENSÃO DIANTEIRO (DIREITO)</p> <p>ALFA ROMEO 146 (930_) 1.4 i.e. (930.B3) 12.1994/12.1996 66KW 90CV 1351CC AR 33501 4001065 - ALFA ROMEO 146 (930_) 1.4 i.e. 16V T.S. (930.B3A) 11.1996/01.2001 76KW 103CV 1370CC AR 38501 AR 33503 4001149 4136320 - ALFA ROMEO 146 (930_) 1.6 i.e. (930.B2) 12.1994/12.1996 76KW 103CV 1596CC AR 33201 4001064 - ALFA ROMEO 146 (930_) 1.6 i.e. 16V T.S. (930.B2B, 930.B2C) 11.1996/10.2001 88KW 120CV 1598CC AR...</p> <p>120x60x50mm 1f-d20mm 2r-d10mm</p>		<p>S1161D21 NO. 60603027</p> <p>SILENT-BLOC CENTRAL DO BRAÇO DA SUSPENSÃO DIANTEIRO(DIREITO)</p> <p>ALFA ROMEO 145 (930_) 1.4 i.e. (930.A3) 07.1994/12.1996 66KW 90CV 1351CC AR 33501 4001681 - ALFA ROMEO 145 (930_) 1.4 i.e. 16V T.S. (930.A3A) 12.1996/01.2001 76KW 103CV 1370CC AR 38501 AR 33503 4001150 4136340 - ALFA ROMEO 145 (930_) 1.6 i.e. (930.A2) 10.1994/12.1996 76KW 103CV 1596CC AR 33201 4001680 - ALFA ROMEO 145 (930_) 1.6 i.e. 16V T.S. (930.A2) 12.1996/01.2001 88KW 120CV 1598CC AR 38201 AR ...</p> <p>120x60x50mm 1f-d21mm 2r-d10mm</p>
	<p>S1161D21 NO. 60603027</p> <p>SILENT-BLOC CENTRAL DO BRAÇO DA SUSPENSÃO DIANTEIRO (DIREITO)</p> <p>ALFA ROMEO 146 (930_) 1.4 i.e. (930.B3) 12.1994/12.1996 66KW 90CV 1351CC AR 33501 4001065 - ALFA ROMEO 146 (930_) 1.4 i.e. 16V T.S. (930.B3A) 11.1996/01.2001 76KW 103CV 1370CC AR 38501 AR 33503 4001149 4136320 - ALFA ROMEO 146 (930_) 1.6 i.e. (930.B2) 12.1994/12.1996 76KW 103CV 1596CC AR 33201 4001064 - ALFA ROMEO 146 (930_) 1.6 i.e. 16V T.S. (930.B2B, 930.B2C) 11.1996/10.2001 88KW 120CV 1598CC AR...</p> <p>120x60x50mm 1f-d21mm 2r-d10mm</p>		<p>S1162E20 NO. 7601068</p> <p>SILENT-BLOC CENTRAL DO BRAÇO DA SUSPENSÃO DIANTEIRO(ESQUERDO)</p> <p>ALFA ROMEO 145 (930_) 1.4 i.e. (930.A3) 07.1994/12.1996 66KW 90CV 1351CC AR 33501 4001681 - ALFA ROMEO 145 (930_) 1.4 i.e. 16V T.S. (930.A3A) 12.1996/01.2001 76KW 103CV 1370CC AR 38501 AR 33503 4001150 4136340 - ALFA ROMEO 145 (930_) 1.6 i.e. (930.A2) 10.1994/12.1996 76KW 103CV 1596CC AR 33201 4001680 - ALFA ROMEO 145 (930_) 1.6 i.e. 16V T.S. (930.A2) 12.1996/01.2001 88KW 120CV 1598CC AR 38201 AR ...</p> <p>120x60x50mm 1f-d20mm 2r-d10mm</p>
	<p>S1162E20 NO. 7601068</p> <p>SILENT-BLOC CENTRAL DO BRAÇO DA SUSPENSÃO DIANTEIRO(ESQUERDO)</p> <p>ALFA ROMEO 146 (930_) 1.4 i.e. (930.B3) 12.1994/12.1996 66KW 90CV 1351CC AR 33501 4001065 - ALFA ROMEO 146 (930_) 1.4 i.e. 16V T.S. (930.B3A) 11.1996/01.2001 76KW 103CV 1370CC AR 38501 AR 33503 4001149 4136320 - ALFA ROMEO 146 (930_) 1.6 i.e. (930.B2) 12.1994/12.1996 76KW 103CV 1596CC AR 33201 4001064 - ALFA ROMEO 146 (930_) 1.6 i.e. 16V T.S. (930.B2B, 930.B2C) 11.1996/10.2001 88KW 120CV 1598CC AR...</p> <p>120x60x50mm 1f-d20mm 2r-d10mm</p>		<p>S1162E21 NO. 60603028</p> <p>SILENT-BLOC CENTRAL DO BRAÇO DA SUSPENSÃO DIANTEIRO(ESQUERDO)</p> <p>ALFA ROMEO 145 (930_) 1.4 i.e. (930.A3) 07.1994/12.1996 66KW 90CV 1351CC AR 33501 4001681 - ALFA ROMEO 145 (930_) 1.4 i.e. 16V T.S. (930.A3A) 12.1996/01.2001 76KW 103CV 1370CC AR 38501 AR 33503 4001150 4136340 - ALFA ROMEO 145 (930_) 1.6 i.e. (930.A2) 10.1994/12.1996 76KW 103CV 1596CC AR 33201 4001680 - ALFA ROMEO 145 (930_) 1.6 i.e. 16V T.S. (930.A2) 12.1996/01.2001 88KW 120CV 1598CC AR 38201 AR ...</p> <p>120x60x50mm 1f-d21mm 2r-d10mm</p>
	<p>S1162E21 NO. 60603028</p> <p>SILENT-BLOC CENTRAL DO BRAÇO DA SUSPENSÃO DIANTEIRO(ESQUERDO)</p> <p>ALFA ROMEO 146 (930_) 1.4 i.e. (930.B3) 12.1994/12.1996 66KW 90CV 1351CC AR 33501 4001065 - ALFA ROMEO 146 (930_) 1.4 i.e. 16V T.S. (930.B3A) 11.1996/01.2001 76KW 103CV 1370CC AR 38501 AR 33503 4001149 4136320 - ALFA ROMEO 146 (930_) 1.6 i.e. (930.B2) 12.1994/12.1996 76KW 103CV 1596CC AR 33201 4001064 - ALFA ROMEO 146 (930_) 1.6 i.e. 16V T.S. (930.B2B, 930.B2C) 11.1996/10.2001 88KW 120CV 1598CC AR...</p> <p>120x60x50mm 1f-d21mm 2r-d10mm</p>		<p>S1189F20 NO. 7601064</p> <p>SILENT-BLOC CENTRAL DO BRAÇO DA SUSPENSÃO DIANTEIRO</p> <p>ALFA ROMEO 145 (930_) 1.4 i.e. (930.A3) 07.1994/12.1996 66KW 90CV 1351CC AR 33501 4001681 - ALFA ROMEO 145 (930_) 1.4 i.e. 16V T.S. (930.A3A) 12.1996/01.2001 76KW 103CV 1370CC AR 38501 AR 33503 4001150 4136340 - ALFA ROMEO 145 (930_) 1.6 i.e. (930.A2) 10.1994/12.1996 76KW 103CV 1596CC AR 33201 4001680 - ALFA ROMEO 145 (930_) 1.6 i.e. 16V T.S. (930.A2) 12.1996/01.2001 88KW 120CV 1598CC AR 38201 AR ...</p> <p>100x51x46mm 1f-d20mm 2r-d10mm</p>
	<p>S1189F20 NO. 7601064</p> <p>SILENT-BLOC CENTRAL DO BRAÇO DA SUSPENSÃO DIANTEIRO</p> <p>ALFA ROMEO 146 (930_) 1.4 i.e. (930.B3) 12.1994/12.1996 66KW 90CV 1351CC AR 33501 4001065 - ALFA ROMEO 146 (930_) 1.4 i.e. 16V T.S. (930.B3A) 11.1996/01.2001 76KW 103CV 1370CC AR 38501 AR 33503 4001149 4136320 - ALFA ROMEO 146 (930_) 1.6 i.e. (930.B2) 12.1994/12.1996 76KW 103CV 1596CC AR 33201 4001064 - ALFA ROMEO 146 (930_) 1.6 i.e. 16V T.S. (930.B2B, 930.B2C) 11.1996/10.2001 88KW 120CV 1598CC AR...</p> <p>100x51x46mm 1f-d20mm 2r-d10mm</p>		<p>S1578 NO. 60652168 - 60652712</p> <p>SILENTBLOC TIRANTE BARRA ESTABILIZADORA TRÁS</p> <p>ALFA ROMEO 145 (930_) 1.8 i.e. 16V (930.A1A) 03.1998/01.2001 106KW 144CV 1747CC AR 32201 4136352 - ALFA ROMEO 145 (930_) 2.0 16V (930.A5) 03.1998/01.2001 114KW 155CV 1970CC AR 32301 4136353</p> <p>d39x30mm c24mm 1f-d12mm</p>
	<p>S1578 NO. 60652168 - 60652712</p> <p>SILENTBLOC TIRANTE BARRA ESTABILIZADORA TRÁS</p> <p>ALFA ROMEO 146 (930_) 1.8 i.e. 16V T.S. (930.B1A) 03.1998/01.2001 106KW 144CV 1747CC AR 32201 4136354 - ALFA ROMEO 146 (930_) 2.0 16V (930.B5) 03.1997/10.2001 114KW 155CV 1970CC AR 32301 4136355</p> <p>d39x30mm c24mm 1f-d12mm</p>		<p>S1852 NO. 46420429 - 60814467</p> <p>SILENT-BLOC DO SUPORTE DO MOTOR PARTE DE CIMA</p> <p>ALFA ROMEO 145 (930_) 1.4 i.e. 16V T.S. (930.A3A) 12.1996/01.2001 76KW 103CV 1370CC AR 38501 AR 33503 4001150 4136340 - ALFA ROMEO 145 (930_) 1.6 i.e. 16V T.S. (930.A2C) 09.1997/12.2000 82KW 112CV 1598CC AR 32102 4136394 - ALFA ROMEO 145 (930_) 1.6 i.e. 16V T.S. (930.A2) 12.1996/01.2001 88KW 120CV 1598CC AR 38201 AR 67601 4001152 4136339 - ALFA ROMEO 145 (930_) 1.8 i.e. 16V T.S. (930.A1A) 12.1996/12.19...</p> <p>d50x34mm c25mm 1f-d10mm</p>






	<p>S1852 NO. 46420429 - 60814467</p> <p>SILENT-BLOC DO SUPORTE DO MOTOR PARTE DE CIMA</p> <p>ALFA ROMEO 146 (930_) 1.4 i.e. 16V T.S. (930.B3A) 11.1996/01.2001 76KW 103CV 1370CC AR 38501 AR 33503 4001149 4136320 - ALFA ROMEO 146 (930_) 1.6 16V T.S. (930.B2C) 09.1997/12.2000 82KW 112CV 1598CC AR 32102 4136393 - ALFA ROMEO 146 (930_) 1.6 i.e. 16V T.S. (930.B2B, 930.B2C) 11.1996/10.2001 88KW 120CV 1598CC AR 38201 AR 67601 4001151 4136319 - ALFA ROMEO 146 (930_) 1.8 i.e. 16V T.S. (930.B1A) 11....</p> <p>d50x34mm c25mm 1f-d10mm</p>		<p>S1859 NO. 46402825 - 60682636 - 60801315 - 82315794</p> <p>SILENT-BLOC BRAÇO SUSPENSÃO TRÁS PARTE BAIXO</p> <p>ALFA ROMEO 145 (930_) 1.8 i.e. 16V (930.A1A) 03.1998/01.2001 106KW 144CV 1747CC AR 32201 4136352 - ALFA ROMEO 145 (930_) 2.0 16V (930.A5) 03.1998/01.2001 114KW 155CV 1970CC AR 32301 4136353</p> <p>d32x32mm c26mm 1f-d12mm</p>
	<p>S1859 NO. 46402825 - 60682636 - 60801315 - 82315794</p> <p>SILENT-BLOC BRAÇO SUSPENSÃO TRÁS PARTE BAIXO</p> <p>ALFA ROMEO 146 (930_) 1.8 i.e. 16V T.S. (930.B1A) 03.1998/01.2001 106KW 144CV 1747CC AR 32201 4136354 - ALFA ROMEO 146 (930_) 2.0 16V (930.B5) 03.1997/10.2001 114KW 155CV 1970CC AR 32301 4136355</p> <p>d32x32mm c26mm 1f-d12mm</p>		<p>S2146 NO. 60562251 - 60808152 - 82405324 - 82448242</p> <p>SILENT-BLOC DO ESTICADOR MOTOR PARTE DA FRENTE</p> <p>ALFA ROMEO 145 (930_) 1.4 i.e. (930.A3) 07.1994/12.1996 66KW 90CV 1351CC AR 33501 4001681 - ALFA ROMEO 145 (930_) 1.6 i.e. (930.A2) 10.1994/12.1996 76KW 103CV 1596CC AR 33201 4001680 - ALFA ROMEO 145 (930_) 1.7 i.e. 16V (930.A1) 10.1994/12.1996 95KW 129CV 1712CC AR 33401 4001679C - ALFA ROMEO 145 (930_) 1.8 i.e. 16V T.S. (930.A1A) 12.1996/12.1998 103KW 140CV 1747CC AR 38401 AR 67199 AR 67106 41363...</p> <p>d40x34mm c28mm-1f-d10mm</p>
	<p>S2146 NO. 60562251 - 60808152 - 82405324 - 82448242</p> <p>SILENT-BLOC DO ESTICADOR MOTOR PARTE DA FRENTE</p> <p>ALFA ROMEO 146 (930_) 1.4 i.e. (930.B3) 12.1994/12.1996 66KW 90CV 1351CC AR 33501 4001065 - ALFA ROMEO 146 (930_) 1.6 i.e. (930.B2) 12.1994/12.1996 76KW 103CV 1596CC AR 33201 4001064 - ALFA ROMEO 146 (930_) 1.7 i.e. 16V (930.B1) 12.1994/12.1996 95KW 129CV 1712CC AR 33401 4001063 - ALFA ROMEO 146 (930_) 1.9 TD (930.B4A) 12.1994/02.1999 66KW 90CV 1929CC AR 67501 AR 33601 4001066 4136321</p> <p>d40x34mm c28mm-1f-d10mm</p>		<p>T0711-I NO. 60806431 - 7599485</p> <p>BATENTE APOIO DE SUSPENSÃO TRÁS (GASTA 2 UNIDADES)</p> <p>ALFA ROMEO 145 (930_) 1.6 i.e. (930.A2) 10.1994/12.1996 76KW 103CV 1596CC AR 33201 4001680</p> <p>d56x81mm 1pino-d15x8mm</p>
	<p>T1230 NO. 46555183 - 60685154</p> <p>BATENTE DA BARRA ESTABILIZADORA DE TRÁS</p> <p>ALFA ROMEO 145 (930_) 1.8 i.e. 16V (930.A1A) 03.1998/01.2001 106KW 144CV 1747CC AR 32201 4136352 - ALFA ROMEO 145 (930_) 2.0 16V (930.A5) 03.1998/01.2001 114KW 155CV 1970CC AR 32301 4136353</p> <p>30x33x32mm 1f-d13mm</p>		<p>T1230 NO. 46555183 - 60685154</p> <p>BATENTE DA BARRA ESTABILIZADORA DE TRÁS</p> <p>ALFA ROMEO 146 (930_) 1.8 i.e. 16V T.S. (930.B1A) 03.1998/01.2001 106KW 144CV 1747CC AR 32201 4136354 - ALFA ROMEO 146 (930_) 2.0 16V (930.B5) 03.1997/10.2001 114KW 155CV 1970CC AR 32301 4136355</p> <p>30x33x32mm 1f-d13mm</p>
	<p>U0091-I NO. 60807644</p> <p>VEDAÇÃO VARETA ÓLEO</p> <p>ALFA ROMEO 145 (930_): 1.4 i.e. (930.A3) 07.1994/12.1996 66KW 90CV 1351CC - ALFA ROMEO 145 (930_): 1.6 i.e. (930.A2) 10.1994/12.1996 76KW 103CV 1596CC - ALFA ROMEO 145 (930_): 1.7 i.e. 16V (930.A1) 10.1994/12.1996 95KW 129CV 1712CC</p> <p>43x17mm d-11mm 1f-d5mm</p>		<p>U0091-I NO. 60807644</p> <p>VEDAÇÃO VARETA ÓLEO</p> <p>ALFA ROMEO 146 (930_): 1.4 i.e. (930.B3) 12.1994/12.1996 66KW 90CV 1351CC - ALFA ROMEO 146 (930_): 1.6 i.e. (930.B2) 12.1994/12.1996 76KW 103CV 1596CC - ALFA ROMEO 146 (930_): 1.7 i.e. 16V (930.B1) 12.1994/12.1996 95KW 129CV 1712CC</p> <p>43x17mm d-11mm 1f-d5mm</p>
	<p>U0306 NO. 60806429 - 7584934</p> <p>ANILHA SUSPENSÃO TRÁS</p> <p>ALFA ROMEO 145 (930_) 1.4 i.e. (930.A3) 07.1994/12.1996 66KW 90CV 1351CC AR 33501 4001681 - ALFA ROMEO 145 (930_) 1.6 i.e. (930.A2) 10.1994/12.1996 76KW 103CV 1596CC AR 33201 4001680 - ALFA ROMEO 145 (930_) 1.7 i.e. 16V (930.A1) 10.1994/12.1996 95KW 129CV 1712CC AR 33401 4001679 - ALFA ROMEO 145 (930_) 1.9 TD (930.A4) 10.1994/02.1999 66KW 90CV 1929CC AR 67501 AR 33601 4001682 4136341 - ALFA ROMEO ...</p> <p>d86/60x19mm 1f-d48mm</p>		<p>U0306 NO. 60806429 - 7584934</p> <p>ANILHA SUSPENSÃO TRÁS</p> <p>ALFA ROMEO 146 (930_) 1.4 i.e. (930.B3) 12.1994/12.1996 66KW 90CV 1351CC AR 33501 4001065 - ALFA ROMEO 146 (930_) 1.6 i.e. (930.B2) 12.1994/12.1996 76KW 103CV 1596CC AR 33201 4001064 - ALFA ROMEO 146 (930_) 1.7 i.e. 16V (930.B1) 12.1994/12.1996 95KW 129CV 1712CC AR 33401 4001063 - ALFA ROMEO 146 (930_) 1.9 TD (930.B4A) 12.1994/02.1999 66KW 90CV 1929CC AR 67501 AR 33601 4001066 4136321 - ALFA ROMEO...</p> <p>d86/60x19mm 1f-d48mm</p>
	<p>U15533 NO. 7667888</p> <p>UNIÃO VÁLVULA DE ESGUICHO</p> <p>ALFA ROMEO 145</p> <p>34x13x13mm 3f-d3x5x12mm</p>		<p>U15533 NO. 7667888</p> <p>UNIÃO VÁLVULA DE ESGUICHO</p> <p>ALFA ROMEO 146</p> <p>34x13x13mm 3f-d3x5x12mm</p>
	<p>U15535 NO. 7667887</p> <p>UNIÃO VÁLVULA DE ESGUICHO</p> <p>ALFA ROMEO 145</p> <p>d14x36x14mm 2f-d3x4x11mm</p>		<p>U15535 NO. 7667887</p> <p>UNIÃO VÁLVULA DE ESGUICHO</p> <p>ALFA ROMEO 146</p> <p>d14x36x14mm 2f-d3x4x11mm</p>

	U15537 NO. 14583180 UNIÃO DE ESGUICHO ALFA ROMEO 145		U15537 NO. 14583180 UNIÃO DE ESGUICHO ALFA ROMEO 146
	31mm 1f-d2x3x11mm 1f-d2x5x14mm		31mm 1f-d2x3x11mm 1f-d2x5x14mm
	UTR0801 NO. 1325237080 - 1341182080 - 46402982 - 46441776 - 46457390 - 46556737 - 46556739 - 5951554 - 60507797 ... TAMPÃO RESERVATÓRIO LIQUIDO REFRIGERAÇÃO ALFA ROMEO 145 (930_) 1.4 i.e. (930.A3) 07.1994/12.1996 66KW 90CV 1351CC AR 33501 4001681 - ALFA ROMEO 145 (930_) 1.6 i.e. (930.A2) 10.1994/12.1996 76KW 103CV 1596CC AR 33201 4001680 - ALFA ROMEO 145 (930_) 1.7 i.e. 16V (930.A1) 10.1994/12.1996 95KW 129CV 1712CC AR 33401 4001679 - ALFA ROMEO 145 (930_) 1.8 i.e. 16V (930.A1A) 03.1998/01.2001 106KW 144CV 1747CC AR 32201 4136352 - ALFA ROMEO 145 (930_)		UTR0801 NO. 1325237080 - 1341182080 - 46402982 - 46441776 - 46457390 - 46556737 - 46556739 - 5951554 - 60507797 ... TAMPÃO RESERVATÓRIO LIQUIDO REFRIGERAÇÃO ALFA ROMEO 146 (930_) 1.4 i.e. (930.B3) 12.1994/12.1996 66KW 90CV 1351CC AR 33501 4001065 - ALFA ROMEO 146 (930_) 1.4 i.e. 16V T.S. (930.B3A) 11.1996/01.2001 76KW 103CV 1370CC AR 38501 AR 33503 4001149 4136320 - ALFA ROMEO 146 (930_) 1.6 16V T.S. (930.B2C) 09.1997/12.2000 82KW 112CV 1598CC AR 32102 4136393 - ALFA ROMEO 146 (930_) 1.6 i.e. (930.B2) 12.1994/12.1996 76KW 103CV 1596CC AR 33201 4001064...
	d55x26mm 1f-d46x14mm		d55x26mm 1f-d46x14mm
	UTR0810 NO. 1325237080 - 1341182080 - 21430-AX300 - 21430-AX600 - 21516-00QAB - 46402982 - 46441776 - 46457390 ... TAMPÃO RESERVATÓRIO LIQUIDO REFRIGERAÇÃO ALFA ROMEO 145 (930_) 1.4 i.e. (930.A3) 07.1994/12.1996 66KW 90CV 1351CC AR 33501 4001681 - ALFA ROMEO 145 (930_) 1.7 i.e. 16V (930.A1) 10.1994/12.1996 95KW 129CV 1712CC AR 33401 4001679		UTR0810 NO. 1325237080 - 1341182080 - 46402982 - 46441776 - 46457390 - 46556737 - 46556739 - 5951554 - 60507797 ... TAMPÃO RESERVATÓRIO LIQUIDO REFRIGERAÇÃO ALFA ROMEO 146 (930_) 1.4 i.e. (930.B3) 12.1994/12.1996 66KW 90CV 1351CC AR 33501 4001065 - ALFA ROMEO 146 (930_) 1.4 i.e. 16V T.S. (930.B3A) 11.1996/01.2001 76KW 103CV 1370CC AR 38501 AR 33503 4001149 4136320 - ALFA ROMEO 146 (930_) 1.6 16V T.S. (930.B2C) 09.1997/12.2000 82KW 112CV 1598CC AR 32102 4136393 - ALFA ROMEO 146 (930_) 1.6 i.e. 16V T.S. (930.B2B, 930.B2C) 11.1996/10.2001 88KW 120CV 1598...
	d54x26mm 1f-d45x14mm		d54x26mm 1f-d45x14mm
	UTR0816 NO. 46402983 - 46556738 - 60807748 TAMPÃO RESERVATÓRIO LIQUIDO REFRIGERAÇÃO ALFA ROMEO 145 (930_) 1.9 TD (930.A4) 10.1994/02.1999 66KW 90CV 1929CC AR 67501 AR 33601 4001682 4136341 - ALFA ROMEO 145 (930_) 2.0 16V T.S. (930.A5) 10.1995/01.2001 110KW 150CV 1970CC AR 67204 4001090 4136342		UTR0816 NO. 46402983 - 46556738 - 60807748 TAMPÃO RESERVATÓRIO LIQUIDO REFRIGERAÇÃO ALFA ROMEO 146 (930_) 1.9 TD (930.B4A) 12.1994/02.1999 66KW 90CV 1929CC AR 67501 AR 33601 4001066 4136321 - ALFA ROMEO 146 (930_) 2.0 16V T.S. (930.B5) 10.1995/01.2001 110KW 150CV 1970CC AR 67204 4001089 4136322
	d52x27mm 1f-d45x13mm 1-ponteira-d7x30mm		d52x27mm 1f-d45x13mm 1-ponteira-d7x30mm
	UTR0824 NO. 1306E7 - 46556738 - 60807748 TAMPÃO RESERVATÓRIO LIQUIDO REFRIGERAÇÃO ALFA ROMEO 146 (930_) 1.9 TD (930.B4A) 12.1994/02.1999 66KW 90CV 1929CC AR 67501 AR 33601 4001066 4136321 - ALFA ROMEO 146 (930_) 2.0 16V T.S. (930.B5) 10.1995/01.2001 110KW 150CV 1970CC AR 67204 4001089 4136322		UTR0824 NO. 1306E7 - 46556738 - 60807748 TAMPÃO RESERVATÓRIO LIQUIDO REFRIGERAÇÃO ALFA ROMEO 145 (930_) 1.9 TD (930.A4) 10.1994/02.1999 66KW 90CV 1929CC AR 67501 AR 33601 4001682 4136341
	d52x25mm 1f-d45x12mm 1-ponteira-d7x30mm		d52x25mm 1f-d45x12mm 1-ponteira-d7x30mm
	UTR0826 NO. 0046742378 - 130687 - 130695 - 46521714 - 46742378 - 46764668 - 46826676 - 60654688 - 60665757 TAMPÃO RESERVATÓRIO LIQUIDO REFRIGERAÇÃO ALFA ROMEO 145 (930_) 1.4 i.e. 16V T.S. (930.A3A) 12.1996/01.2001 76KW 103CV 1370CC AR 38501 AR 33503 4001150 4136340 - ALFA ROMEO 145 (930_) 1.6 16V T.S. (930.A2C) 09.1997/12.2000 82KW 112CV 1598CC AR 32102 4136394 - ALFA ROMEO 145 (930_) 1.6 i.e. 16V T.S. (930.A2) 12.1996/01.2001 88KW 120CV 1598CC AR 38201 AR 67601 4001152 4136339 - ALFA ROMEO 145 (930_) 1.9 JTD (930.A4B) 02.1999/01.2001 77KW 10...		UTR0826 NO. 0046742378 - 130687 - 130695 - 46521714 - 46742378 - 46764668 - 46826676 - 60654688 - 60665757 TAMPA DEPOSITO LIQUIDO REFRIGERAÇÃO ALFA ROMEO 146 (930_) 1.6 i.e. 16V T.S. (930.B2B, 930.B2C) 11.1996/10.2001 88KW 120CV 1598CC AR 38201 AR 67601 4001151 4136319 - ALFA ROMEO 146 (930_) 1.9 JTD (930.B4B) 02.1999/01.2001 77KW 105CV 1910CC AR 32302 4136370
	d52x25mm 1f-d45x12mm		d52x25mm 1f-d45x12mm
	UTR0853 NO. 46742378 TAMPÃO RESERVATÓRIO LIQUIDO REFRIGERAÇÃO ALFA ROMEO 145 (930_) 1.4 i.e. (930.A3) (07.94 A 12.96) 90cv 1351cc Hatchback - ALFA ROMEO 145 (930_) 1.4 i.e. 16V T.S. (930.A3A) (12.96 A 01.01) 103cv 1370cc Hatchback - ALFA ROMEO 145 (930_) 1.6 i.e. (930.A2) (10.94 A 12.96) 103cv 1596cc Hatchback - ALFA ROMEO 145 (930_) 1.6 i.e. 16V T.S. (930.A2) (12.96 A 01.01) 120cv 1598cc Hatchback - ALFA ROMEO 145 (930_) 1.7 i.e. 16V (930.A1) (10.94...		UTR0853 NO. 46742378 TAMPÃO RESERVATÓRIO LIQUIDO REFRIGERAÇÃO ALFA ROMEO 146 (930_) 1.4 i.e. (930.B3) (12.94 A 12.96) 90cv 1351cc Hatchback - ALFA ROMEO 146 (930_) 1.4 i.e. 16V T.S. (930.B3A) (11.96 A 01.01) 103cv 1370cc Hatchback ALFA ROMEO 146 (930_) 1.6 i.e. (930.B2) (12.94 A 12.96) 103cv 1596cc Hatchback - ALFA ROMEO 146 (930_) 1.6 i.e. 16V T.S. (930.B2B) (11.96 A 01.01) 120cv 1598cc Hatchback - ALFA ROMEO 146 (930_) 1.7 i.e. 16V (930.B1) (12.94 A...
	d52x25mm 1f-d45x13mm		d52x25mm 1f-d45x13mm
	UTR0896 NO. 46402981 - 46556737 - 5951554 - 5974557 - 60811544 - 7745779 TAMPÃO RESERVATÓRIO LIQUIDO REFRIGERAÇÃO ALFA ROMEO 145 (930_) 1.4 i.e. (930.A3) (De 1994.07 Até 1996.12) 66kW 90cv 1351cm3 Hatchback - ALFA ROMEO 145 (930_) 1.4 i.e. 16V T.S. (930.A3A) (De 1996.12 Até 2001.01) 76kW 103cv 1370cm3 Hatchback -		UTR0896 NO. 46402981 - 46556737 - 5951554 - 5974557 - 60811544 - 7745779 TAMPÃO RESERVATÓRIO LIQUIDO REFRIGERAÇÃO ALFA ROMEO 146 (930_) 1.4 i.e. (930.B3) (De 1994.12 Até 1996.12) 66kW 90cv 1351cm3 Hatchback - ALFA ROMEO 146 (930_) 1.4 i.e. 16V T.S. (930.B3A) (De 1996.11 Até 2001.01) 76kW 103cv 1370cm3 Hatchback - ALFA ROMEO 146 (930_) 1.7 i.e. 16V (930.B1) (De 1994.12 Até 1996.12) 95kW 129cv 1712cm3 Hatchback -
	d79/59x28mm d38x26mm		d79/59x28mm d38x26mm



	<p>UTV83026 NO. 55189930 - 60801006 - 60808630 - 60809044 - 7734022 - 7740368</p> <p>TAMPÃO VEDAÇÃO BUJÃO</p> <p>ALFA ROMEO 145 (930_) 1.9 TD (930.A4) (De 10-1994 Até 02-1999) 66kW 90CV 1929cc Hatchback</p>		<p>UTV83026 NO. 55189930 - 60801006 - 60808630 - 60809044 - 7734022 - 7740368</p> <p>TAMPÃO VEDAÇÃO BUJÃO</p> <p>ALFA ROMEO 146 (930_) 1.9 TD (930.B4A) (De 12-1994 Até 02-1999) 66kW 90CV 1929cc Hatchback</p>
	<p>W5013 NO. 26447823 - 46447843 - 46447845 - 46544612 - 46742883 - 46780491 - 55185403 - 55185409 - 55190...</p> <p>POLIE DA CAMBOTA (6 pistas)</p> <p>ALFA ROMEO 145 - 146 1.9 JTD DIESEL - TURBO D</p>		<p>W5093 NO. 46447843 - 46447845 - 46544612 - 46742883 - 46780491 - 55185409 - 55190424 - 55196301 - 5519...</p> <p>POLIE DA CAMBOTA (6 PISTAS)</p> <p>ALFA ROMEO 145 - 1.9 JTD (1999 A 2001) - 146 - 1.9 JTD (1999 A 2001)</p>
	<p>Z55220 NO. 7740882</p> <p>MOLA DE FIXAÇÃO TIPO PORCA</p> <p>ALFA ROMEO 146</p>		<p>Z80242 NO. 14573280</p> <p>Mola de fixação</p> <p>ALFA ROMEO 146</p>
	<p>Z80242 NO. 14573280</p> <p>Mola de fixação</p> <p>ALFA ROMEO 145</p>		<p>Z80586 NO. 82448727</p> <p>Mola de fixação</p> <p>ALFA ROMEO 145</p>
	<p>Z80588 NO. 7637466</p> <p>Mola de painel</p> <p>ALFA ROMEO 146</p>		<p>Z80588 NO. 7637466</p> <p>Mola de painel</p> <p>ALFA ROMEO 145</p>
	<p>Z80604 NO. 500382985 - 7739801</p> <p>Mola de painel</p> <p>ALFA ROMEO 146</p>		<p>Z80604 NO. 500382985 - 7739801</p> <p>Mola de painel</p> <p>ALFA ROMEO 145</p>
	<p>Z80612 NO. 7569468</p> <p>Mola de fixação</p> <p>ALFA ROMEO 146</p>		<p>Z80612 NO. 7569468</p> <p>Mola de fixação</p> <p>ALFA ROMEO 145</p>
	<p>Z80619 NO. 7677865</p> <p>Mola de painel</p> <p>ALFA ROMEO 146 (930_) 1.4 i.e. (930.B3) 12.1994/12.1996 66KW 90CV 1351CC AR 33501 4001065 - ALFA ROMEO 146 (930_) 1.4 i.e. 16V T.S. (930.B3A) 11.1996/01.2001 76KW 103CV 1370CC AR 38501 AR 33503 4001149 4136320 - ALFA ROMEO 146 (930_) 1.6 16V T.S. (930.B2C) 09.1997/12.2000 82KW 112CV 1598CC AR 32102 4136393 - ALFA ROMEO 146 (930_) 1.6 i.e. (930.B2) 12.1994/12.1996 76KW 103CV 1596CC AR 33201 4001064...</p>		<p>Z80619 NO. 7677865</p> <p>Mola de painel</p> <p>ALFA ROMEO 145 (930_) 1.4 i.e. (930.A3) 07.1994/12.1996 66KW 90CV 1351CC AR 33501 4001681 - ALFA ROMEO 145 (930_) 1.4 i.e. 16V T.S. (930.A3A) 12.1996/01.2001 76KW 103CV 1370CC AR 38501 AR 33503 4001150 4136340 - ALFA ROMEO 145 (930_) 1.6 16V T.S. (930.A2C) 09.1997/12.2000 82KW 112CV 1598CC AR 32102 4136394 - ALFA ROMEO 145 (930_) 1.6 i.e. (930.A2) 10.1994/12.1996 76KW 103CV 1596CC AR 33201 4001680...</p>

	<p>Z80620 NO. 14191180 - 14191187 - 60813565</p> <p><i>Mola de painel</i></p> <p>ALFA ROMEO 146</p> <p>d18x18.4mm 1p-d9.5-11.8mm</p>		<p>Z80620 NO. 14191180 - 14191187 - 60813565</p> <p><i>Mola de painel</i></p> <p>ALFA ROMEO 145</p> <p>d18x18.4mm 1p-d9.5-11.8mm</p>
	<p>Z80625 NO. 504056662 - 82421028</p> <p><i>Mola de fixação</i></p> <p>ALFA ROMEO 146</p> <p>d18x42.5mm 1p-d8-19mm</p>		<p>Z80625 NO. 504056662 - 82421028</p> <p><i>Mola de fixação</i></p> <p>ALFA ROMEO 145</p> <p>d18x42.5mm 1p-d8-19mm</p>
	<p>Z80631 NO. 14591887</p> <p><i>Mola de painel</i></p> <p>ALFA ROMEO 145</p> <p>d15x25mm 1p-d8-23mm</p>		<p>Z80631 NO. 14591887</p> <p><i>Mola de painel</i></p> <p>ALFA ROMEO 146</p> <p>d15x25mm 1p-d8-23mm</p>
	<p>Z80635 NO. 14216080 - 14216087</p> <p><i>Mola de fixação</i></p> <p>ALFA ROMEO 146</p> <p>d18x14mm 1p-10x10-12.5mm 1f-d4.8mm</p>		<p>Z80635 NO. 14216080 - 14216087</p> <p><i>Mola de fixação</i></p> <p>ALFA ROMEO 145</p> <p>d18x14mm 1p-10x10-12.5mm 1f-d4.8mm</p>
	<p>Z80637 NO. 7788400</p> <p><i>Mola de fixação</i></p> <p>ALFA ROMEO 146</p> <p>d30x31.7mm 1p-d19-29mm</p>		<p>Z80637 NO. 7788400</p> <p><i>Mola de fixação</i></p> <p>ALFA ROMEO 145</p> <p>d30x31.7mm 1p-d19-29mm</p>
	<p>Z80638 NO. 7638283</p> <p><i>Mola de painel</i></p> <p>ALFA ROMEO 146</p> <p>d25x19.5mm 1p-d8-17mm</p>		<p>Z80638 NO. 7638283</p> <p><i>Mola de painel</i></p> <p>ALFA ROMEO 145</p> <p>d25x19.5mm 1p-d8-17mm</p>
	<p>Z80642 NO. 60605082</p> <p><i>Mola de fixação</i></p> <p>ALFA ROMEO 145</p>		<p>Z80651 NO. 82426359</p> <p><i>Mola de fixação</i></p> <p>ALFA ROMEO 146</p> <p>d18x42mm 1p-d10-19mm</p>
	<p>Z80651 NO. 82426359</p> <p><i>Mola de fixação</i></p> <p>ALFA ROMEO 145</p> <p>d18x42mm 1p-d10-19mm</p>		<p>Z80653 NO. 14211580</p> <p><i>Mola de fixação</i></p> <p>ALFA ROMEO 146</p> <p>9x9x10mm 1p-7x7-9mm 1f-d4.2mm</p>

	Z80653 Mola de fixação ALFA ROMEO 145	NO. 14211580		Z80654 Mola de fixação ALFA ROMEO 145	NO. 7556533
	9x9x10mm	1p-7x7-9mm 1f-d4.2mm		d12.8x28mm	1p-d6.2-11.5mm
	Z80703 Mola de fixação ALFA ROMEO 146	NO. 5988006		Z80703 Mola de fixação ALFA ROMEO 145	NO. 5988006
	d15x24mm	1p-d6.5-12mm		d15x24mm	1p-d6.5-12mm
	Z80727 Mola de fixação ALFA ROMEO 145	NO. 7798971			
	d18x19mm	1p-d7.5-12mm			

ALFA ROMEO 147




	A0967-I APOIO SUPORTE TRÁS DO MOTOR	NO. 46758638 - 60564423 - 60594600 - 60808861 - 7642540 - 7652240		A1688 APOIO DO MOTOR PARTE DE TRÁS	NO. 46444055 - 46461192 - 46465201 - 46781213 - 60814234 - 60816689	
	ALFA ROMEO 147 (937_): 1.6 16V T.SPARK (937.AXA1A, 937.AXB1A, 937.BXB1A) 01.2001/03.2010 88KW 120CV 1598CC - ALFA ROMEO 147 (937_): 2.0 16V T.SPARK (937.AXA1, 937.AXC1, 937.BXC1) 01.2001/03.2010 110KW 150CV 1970CC - ALFA ROMEO 147 (937_): 3.2 GTA (937.AXL1) 02.2003/03.2010 184KW 250CV 3179CC	170x103x68mm	1f-d16mm 1r-d11mm	ALFA ROMEO 147 (937_): 1.9 JTD 16V (937.AXG1B, 937.BXG1B) 09.2003/09.2004 93KW 126CV 1910CC - ALFA ROMEO 147 (937_): 1.9 JTD 16V (937.AXG1B, 937.BXG1B) 11.2002/03.2010 103KW 140CV 1910CC	170x109x95mm	1f-d11mm
	A2265 APOIO DO MOTOR LADO DIREITO	NO. 46834369 - 50501684 - 50514991 - 60814470		C0236 BOTÃO AFINAÇÃO CAPÔT	NO. 7781964	
	ALFA ROMEO 147 (937_): 1.9 JTD (937.AXF1A, 937.BXF1A) 06.2003/03.2010 74KW 101CV 1910CC - ALFA ROMEO 147 (937_): 1.9 JTD (937.AXD1A, 937.BXD1A) 04.2001/03.2010 85KW 115CV 1910CC - ALFA ROMEO 147 (937_): 1.9 JTD (937.AXD1A, 937.AXV1A, 937.AXB1A, 937.BXB1A) 10.2004/03.2010 85KW 115CV 1910CC - ALFA ROMEO 147 (937_): 1.9 JTD (937.AXD1A, 937.AXU1A, 937.BXU1A) 07.2005/03.2010 88KW 120CV 1910CC - ALFA ROMEO 14...	170x110x70/100mm	2f-d14mm 3f-d10mm	ALFA ROMEO 147 (937_): 1.6 16V T.SPARK ECO (937.AXA1A, 937.BXA1A) 01.2001/03.2010 77KW 105CV 1598CC - ALFA ROMEO 147 (937_): 1.6 16V T.SPARK (937.AXA1A, 937.AXB1A, 937.BXB1A) 01.2001/03.2010 88KW 120CV 1598CC - ALFA ROMEO 147 (937_): 2.0 16V T.SPARK (937.AXA1, 937.AXC1, 937.BXC1) 01.2001/03.2010 110KW 150CV 1970CC - ALFA ROMEO 147 (937_): 3.2 GTA (937.AXL1) 02.2003/03.2010 184KW 250CV 3179CC - ALF...	d19x34mm	
	E0197 ESTICADOR DA BARRA ESTABILIZADORA DA FRENTE	NO. 46841498 - 46843389 - 60625029		E0198 ESTICADOR DA BARRA ESTABILIZADORA DA FRENTE	NO. 60613575 - 60699021	
	ALFA ROMEO 147 (937_): 1.6 16V T.SPARK ECO (937.AXA1A, 937.BXA1A) 01.2001/03.2010 77KW 105CV 1598CC - ALFA ROMEO 147 (937_): 1.6 16V T.SPARK (937.AXA1A, 937.AXB1A, 937.BXB1A) 01.2001/03.2010 88KW 120CV 1598CC - ALFA ROMEO 147 (937_): 2.0 16V T.SPARK (937.AXA1, 937.AXC1, 937.BXC1) 01.2001/03.2010 110KW 150CV 1970CC - ALFA ROMEO 147 (937_): 3.2 GTA (937.AXL1) 02.2003/03.2010 184KW 250CV 3179CC - ALF...	155x36x39mm	2p-d10-21mm	ALFA ROMEO 147 (937_): 1.6 16V T.SPARK ECO (937.AXA1A, 937.BXA1A) 01.2001/03.2010 77KW 105CV 1598CC - ALFA ROMEO 147 (937_): 1.6 16V T.SPARK (937.AXA1A, 937.AXB1A, 937.BXB1A) 01.2001/03.2010 88KW 120CV 1598CC - ALFA ROMEO 147 (937_): 2.0 16V T.SPARK (937.AXA1, 937.AXC1, 937.BXC1) 01.2001/03.2010 110KW 150CV 1970CC - ALFA ROMEO 147 (937_): 3.2 GTA (937.AXL1) 02.2003/03.2010 184KW 250CV 3179CC - ALF...	215x42x42mm	2p-d10-22mm
	E0222-M ESTICADOR SUPORTE APOIO MOTOR FRENTE	NO. 60662481 - 60815935		E1106 ESTICADOR DO ESCAPE PARTE DE TRÁS	NO. 46529211	
	ALFA ROMEO 147 (937_): 1.9 JTD (937.AXD1A, 937.BXD1A) 04.2001/03.2010 85KW 115CV 1910CC - ALFA ROMEO 147 (937_): 1.9 JTD (937.AXD1A, 937.AXV1A, 937.BXB1A) 10.2004/03.2010 85KW 115CV 1910CC - ALFA ROMEO 147 (937_): 1.9 JTD (937.AXD1A, 937.AXU1A, 937.BXU1A) 07.2005/03.2010 88KW 120CV 1910CC - ALFA ROMEO 147 (937_): 1.9 JTD 16V (937.AXG1B, 937.BXG1B) 09.2003/09.2004 93KW 126CV 1910CC - ALFA ROMEO...	218x55x34mm	2f-d10mm	ALFA ROMEO 147 (937_): 1.6 16V T.SPARK ECO (937.AXA1A, 937.BXA1A) 01.2001/03.2010 77KW 105CV 1598CC - ALFA ROMEO 147 (937_): 1.6 16V T.SPARK (937.AXA1A, 937.AXB1A, 937.BXB1A) 01.2001/03.2010 88KW 120CV 1598CC - ALFA ROMEO 147 (937_): 2.0 16V T.SPARK (937.AXA1, 937.AXC1, 937.BXC1) 01.2001/03.2010 110KW 150CV 1970CC - ALFA ROMEO 147 (937_): 1.9 JTD (937.AXF1A, 937.BXF1A) 06.2003/03.2010 74KW 101CV 1...	55x45x25mm	2f-d10mm

	<p>F0469-I NO. 16110170470102 - 16410.17047.01.02 - 16410170470106 - 60507865 - 60805170 - 60811991 - 706610 - 8094</p> <p>FOLE DA TRANSMISSÃO LADO DA CAIXA</p> <p>ALFA ROMEO 147 (937_) : 1.6 16V T.SPARK ECO (937.AXA1A, 937.BXA1A) 01.2001/03.2010 77KW 105CV 1598CC - ALFA ROMEO 147 (937_) : 1.6 16V T.SPARK (937.AXA1A, 937.BXA1A, 937.BXB1A) 01.2001/03.2010 88KW 120CV 1598CC - ALFA ROMEO (937_) : 2.0 16V T.SPARK (937.AXA1, 937.AXC1, 937.BXC1) 01.2001/03.2010 110KW 150CV 1970CC - ALFA ROMEO 147 (937_) : 1.9 JTD (937.AXF1A, 937.BXF1A) 06.2003/03.2010 74KW 101CV 1910CC...</p> <p>d85x80mm 1f-d61mm 1f-d23mm</p>		<p>F0835A5I NO. 46307071 - 46307436 - 46307503 - 46307784 - 60813077</p> <p>FOLE DA TRANSMISSÃO JUNTO À CAIXA C/ROLAMENTO 24,5mm</p> <p>ALFA ROMEO 147 (937_) : 1.6 16V T.SPARK ECO (937.AXA1A, 937.BXA1A) 01.2001/03.2010 77KW 105CV 1598CC</p> <p>d93x87mm</p>
	<p>F1637-I NO. 36020094 - 9947921</p> <p>FOLE DA DIRECÇÃO LADO DIREITO E ESQUERDO</p> <p>ALFA ROMEO 147 1.6 16V T.SPARK (937.AXA1A, 937.AXB1A, 937.BXB1A) 01.2001/03.2010 88KW 120CV 1598CC AR 32104 4136AON 4136439 - ALFA ROMEO 147 1.6 16V T.SPARK ECO (937.AXA1A, 937.BXA1A) 01.2001/03.2010 77KW 105CV 1598CC AR 37203 4136AOM 4136438 - ALFA ROMEO 147 1.9 JTD (937.AXD1A, 937.BXD1A) 04.2001/03.2010 85KW 115CV 1910CC 937 A2.000 4136441 - ALFA ROMEO 147 1.9 JTD (937.AXF1A, 937.BXF1A) 06.2003...</p> <p>d64x200mm 1f-d60mm 1f-d34mm</p>		<p>F1641A-I NO. 46307475</p> <p>FOLE DA TRANSMISSÃO JUNTO À CAIXA</p> <p>ALFA ROMEO 147 (937_) 1.9 JTD (937.AXD1A, 937.BXD1A) 04.2001/03.2010 85KW 115CV 1910CC 937 A2.000 4136441</p> <p>d110x92mm 1f-d106mm 1f-d25mm</p>
	<p>F1822-I NO. 60811991 - 9945301</p> <p>FOLE DA TRANSMISSÃO JUNTO À CAIXA</p> <p>ALFA ROMEO 147 (937_) : 1.6 16V T.SPARK ECO (937.AXA1A, 937.BXA1A) 01.2001/03.2010 77KW 105CV 1598CC - ALFA ROMEO 147 (937_) : 1.6 16V T.SPARK (937.AXA1A, 937.AXB1A, 937.BXB1A) 01.2001/03.2010 88KW 120CV 1598CC - ALFA ROMEO 147 (937_) : 2.0 16V T.SPARK (937.AXA1, 937.AXC1, 937.BXC1) 01.2001/03.2010 110KW 150CV 1970CC - ALFA ROMEO 147 (937_) : 1.9 JTD (937.AXF1A, 937.BXF1A) 06.2003/03.2010 74KW 101CV 1910CC...</p> <p>d102x94mm 1f-d99mm 1f-d25mm</p>		<p>F1825-I NO. 30711931</p> <p>FOLE DA TRANSMISSÃO JUNTO À CAIXA</p> <p>ALFA ROMEO 147 (937_) 1.9 JTD (937.AXD1A, 937.BXD1A) 04.2001/03.2010 85KW 115CV 1910CC 937 A2.000 4136441 - ALFA ROMEO 147 (937_) 1.9 JTD 16V (937.AXG1B, 937.BXG1B) 11.2002/03.2010 103KW 140CV 1910CC 192 A5.000 4136555</p> <p>d95x120mm 1f-d84mm 1f-d25mm</p>
	<p>KF1040 NO. 164101793201 - 60556609 - 60805116</p> <p>KIT DE FOLE DO CARDAN JUNTO À RODA</p> <p>ALFA ROMEO 147 (937_) 1.9 JTD (937.AXD1A, 937.BXD1A) 04.2001/03.2010 85KW 115CV 1910CC 937 A2.000 4136441 - ALFA ROMEO 147 (937_) 1.9 JTD (937.AXF1A, 937.BXF1A) 06.2003/03.2010 74KW 101CV 1910CC 182 B9.000 4136557 - ALFA ROMEO 147 (937_) 1.9 JTD 16V (937.AXG1B, 937.BXG1B) 11.2002/03.2010 103KW 140CV 1910CC 192 A5.000 4136555</p> <p>d110x90mm 1f-d92mm 1f-d24mm</p>		<p>KF1752-T NO. 46307733 - 60816984</p> <p>KIT DE FOLE DO CARDAN JUNTO À CAIXA</p> <p>ALFA ROMEO 147 (937_) 1.9 JTD (937.AXD1A, 937.BXD1A) 04.2001/03.2010 85KW 115CV 1910CC 937 A2.000 4136441 - ALFA ROMEO 147 (937_) 1.9 JTD 16V (937.AXG1B, 937.BXG1B) 11.2002/03.2010 103KW 140CV 1910CC 192 A5.000 4136555 - ALFA ROMEO 147 (937_) 1.9 JTD 16V (937.AXG1B, 937.BXG1B) 09.2003/09.2004 93KW 126CV 1910CC 937 A4.000 4136568 - ALFA ROMEO 147 (937_) 1.9 JTD 16V (937.AXM1B, 937.AXS1B) 10.2004/03...</p> <p>d113x102mm 1f-d87mm 1f-d27mm</p>
	<p>KF1797-T NO. 46429633 - 60812755</p> <p>KIT DO FOLE DO CARDAN JUNTO À RODA</p> <p>ALFA ROMEO 147 (937_) 1.6 16V T.SPARK (937.AXA1A, 937.AXB1A, 937.BXB1A) 01.2001/03.2010 88KW 120CV 1598CC AR 32104 4136AON 4136439 - ALFA ROMEO 147 (937_) 1.6 16V T.SPARK ECO (937.AXA1A, 937.BXA1A) 01.2001/03.2010 77KW 105CV 1598CC AR 37203 4136AOM 4136438 - ALFA ROMEO 147 (937_) 1.9 JTD (937.AXF1A, 937.BXF1A) 06.2003/03.2010 74KW 101CV 1910CC 182 B9.000 4136557 - ALFA ROMEO 147 (937_) 2.0 16V T.S...</p> <p>d110x102mm 1f-d87mm 1f-d27mm</p>		<p>M6028 NO. 82407143</p> <p>JUNTA DE ESCAPE</p> <p>ALFA ROMEO 147 (937_) 1.6 16V T.SPARK ECO (937.AXA1A, 937.BXA1A) 01.2001/03.2010 77KW 105CV 1598CC AR 37203 4136AOM</p> <p>d57x10mm 1f-d47mm</p>
	<p>P1072 NO. 46755870</p> <p>CAPA PEDAL DO TRAVAO</p> <p>ALFA ROMEO 147 (937_) : 1.6 16V T.SPARK ECO (937.AXA1A, 937.BXA1A) 01.2001/03.2010 77KW 105CV 1598CC - ALFA ROMEO 147 (937_) : 1.6 16V T.SPARK (937.AXA1A, 937.AXB1A, 937.BXB1A) 01.2001/03.2010 88KW 120CV 1598CC - ALFA ROMEO 147 (937_) : 2.0 16V T.SPARK (937.AXA1, 937.AXC1, 937.BXC1) 01.2001/03.2010 110KW 150CV 1970CC - ALFA ROMEO 147 (937_) : 3.2 GTA (937.AXL1) 02.2003/03.2010 184KW 250CV 3179CC - ALF...</p> <p>78x54x9mm</p>		<p>P1073 NO. 46755869 - 46828746 - 71748375</p> <p>CAPA PEDAL DA EMBRAIAGEM</p> <p>ALFA ROMEO 147 (937_) : 1.6 16V T.SPARK (937.AXA1A, 937.AXB1A, 937.BXB1A) 01.2001/03.2010 88KW 120CV 1598CC - ALFA ROMEO 147 (937_) : 2.0 16V T.SPARK (937.AXA1, 937.AXC1, 937.BXC1) 01.2001/03.2010 110KW 150CV 1970CC - ALFA ROMEO 147 (937_) : 1.9 JTD (937.AXF1A, 937.BXF1A) 06.2003/03.2010 74KW 101CV 1910CC - ALFA ROMEO 147 (937_) : 1.9 JTD (937.AXD1A, 937.BXD1A) 04.2001/03.2010 85KW 115CV 1910CC - ALF...</p> <p>79x55x9mm</p>
	<p>R017565 NO. 51718143 - 51735329</p> <p>TUBO DO AR SOBREALIMENTAÇÃO</p> <p>ALFA ROMEO 147 (937_) : 1.9 JTD (937.AXF1A, 937.BXF1A) 06.2003/03.2010 74KW 101CV 1910CC - ALFA ROMEO 147 (937_) : 1.9 JTD (937.AXD1A, 937.BXD1A) 04.2001/03.2010 85KW 115CV 1910CC - ALFA ROMEO 147 (937_) : 1.9 JTD (937.AXD1A, 937.AXV1A, 937.BXB1A) 10.2004/03.2010 85KW 115CV 1910CC - ALFA ROMEO 147 (937_) : 1.9 JTD 16V (937.AXG1B, 937.BXG1B) 09.2003/09.2004 93KW 126CV 1910CC - ALFA ROMEO 147 (937_) : 1...</p> <p>B506-34/48mm 107x315x65x61mm</p>		<p>R018591 NO. 46814859 - 50508080 - 60689788</p> <p>TUBO DO AR SOBREALIMENTAÇÃO</p> <p>ALFA ROMEO 147 (937_) : 1.9 JTD (937.AXF1A, 937.BXF1A) 06.2003/03.2010 74KW 101CV 1910CC - ALFA ROMEO 147 (937_) : 1.9 JTD (937.AXD1A, 937.BXD1A) 04.2001/03.2010 85KW 115CV 1910CC - ALFA ROMEO 147 (937_) : 1.9 JTD (937.AXD1A, 937.AXV1A, 937.BXB1A) 10.2004/03.2010 85KW 115CV 1910CC - ALFA ROMEO 147 (937_) : 1.9 JTD 8V (937.AXD1A, 937.AXU1A, 937.BXU1A) 07.2005/03.2010 88KW 120CV 1910CC - ALFA ROMEO 14...</p> <p>B545-51/54mm 335x190x122x57x54mm</p>
	<p>R018593 NO. 46818750 - 50516355 - 51709470 - 60671698 - 60680251</p> <p>TUBO DO AR SOBREALIMENTAÇÃO</p> <p>ALFA ROMEO 147 (937_) : 1.9 JTD (937.AXF1A, 937.BXF1A) 06.2003/03.2010 74KW 101CV 1910CC - ALFA ROMEO 147 (937_) : 1.9 JTD (937.AXD1A, 937.BXD1A) 04.2001/03.2010 85KW 115CV 1910CC - ALFA ROMEO 147 (937_) : 1.9 JTD (937.AXD1A, 937.AXV1A, 937.BXB1A) 10.2004/03.2010 85KW 115CV 1910CC - ALFA ROMEO 147 (937_) : 1.9 JTD 8V (937.AXD1A, 937.AXU1A, 937.BXU1A) 07.2005/03.2010 88KW 120CV 1910CC - ALFA ROMEO 14...</p> <p>B466-47/53mm 81x89x201x108mm</p>		<p>R018632 NO. 60671698 - 60676953 - 60680251 - 60688575</p> <p>TUBO DO AR SOBREALIMENTAÇÃO</p> <p>ALFA ROMEO 147 (937_) : 1.6 16V T.SPARK (937.AXA1A, 937.AXB1A, 937.BXB1A) 01.2001/03.2010 88KW 120CV 1598CC - ALFA ROMEO 147 (937_) : 1.9 JTD (937.AXD1A, 937.BXD1A) 04.2001/03.2010 85KW 115CV 1910CC - ALFA ROMEO 147 (937_) : 1.9 JTD (937.AXD1A, 937.AXV1A, 937.BXB1A) 10.2004/03.2010 85KW 115CV 1910CC - ALFA ROMEO 147 (937_) : 1.9 JTD 8V (937.AXD1A, 937.AXU1A, 937.BXU1A) 07.2005/03.2010 88KW 120CV 191...</p> <p>B450-48/51mm 80x76x221x69mm</p>

	<p>R018969 NO. 46456214 - 46456294 - 60813937</p> <p>TUBO DO COMPRESSOR DO OLEO</p> <p>ALFA ROMEO 147 (937_) : 1.9 JTD (937.AXF1A, 937.BXF1A) 06.2003/03.2010 74KW 101CV 1910CC - ALFA ROMEO 147 (937_) : 1.9 JTD (937.AXD1A, 937.BXD1A) 04.2001/03.2010 85KW 115CV 1910CC</p> <p>B92-19/19mm 44x47mm</p>		<p>S1578 NO. 60652168 - 60652712</p> <p>SILENTBLOC TIRANTE BARRA ESTABILIZADORA TRÁS</p> <p>ALFA ROMEO 147 (937_) 1.6 16V T.SPARK (937.AXA1A, 937.AXB1A, 937.BXB1A) 01.2001/03.2010 88KW 120CV 1598CC AR 32104 4136AON 4136439 - ALFA ROMEO 147 (937_) 1.9 JTD (937.AXD1A, 937.BXD1A) 04.2001/03.2010 85KW 115CV 1910CC 937 A2.000 4136441 - ALFA ROMEO 147 (937_) 1.9 JTD (937.AXF1A, 937.BXF1A) 06.2003/03.2010 74KW 101CV 1910CC 182 B9.000 4136557 - ALFA ROMEO 147 (937_) 1.9 JTD 16V (937.AXG1B, 937.B...</p> <p>d39x30mm c24mm 1f-d12mm</p>
	<p>S1852 NO. 46420429 - 60814467</p> <p>SILENT-BLOC DO SUPORTE DO MOTOR PARTE DE CIMA</p> <p>ALFA ROMEO 147 (937_) 1.6 16V T.SPARK (937.AXA1A, 937.AXB1A, 937.BXB1A) 01.2001/03.2010 88KW 120CV 1598CC AR 32104 4136AON 4136439 - ALFA ROMEO 147 (937_) 1.6 16V T.SPARK ECO (937.AXA1A, 937.BXA1A) 01.2001/03.2010 77KW 105CV 1598CC AR 37203 4136AOM 4136438 - ALFA ROMEO 147 (937_) 2.0 16V T.SPARK (937.AXA1, 937.AXC1, 937.BXC1) 01.2001/03.2010 110KW 150CV 1970CC AR 32310 4136A00 4136440</p> <p>d50x34mm c25mm 1f-d10mm</p>		<p>S1859 NO. 46402825 - 60682636 - 60801315 - 82315794</p> <p>SILENT-BLOC BRAÇO SUSPENSÃO TRÁS PARTE BAIXO</p> <p>ALFA ROMEO 147 (937_) 1.6 16V T.SPARK (937.AXA1A, 937.AXB1A, 937.BXB1A) 01.2001/03.2010 88KW 120CV 1598CC AR 32104 4136AON 4136439 - ALFA ROMEO 147 (937_) 1.6 16V T.SPARK ECO (937.AXA1A, 937.BXA1A) 01.2001/03.2010 77KW 105CV 1598CC AR 37203 4136AOM 4136438 - ALFA ROMEO 147 (937_) 1.9 JTD (937.AXD1A, 937.BXD1A) 04.2001/03.2010 85KW 115CV 1910CC 937 A2.000 4136441 - ALFA ROMEO 147 (937_) 1.9 JTD (93...</p> <p>d32x32mm c26mm 1f-d12mm</p>
	<p>T1230 NO. 46555183 - 60685154</p> <p>BATENTE DA BARRA ESTABILIZADORA DE TRÁS</p> <p>ALFA ROMEO 147 (937_) 1.6 16V T.SPARK (937.AXA1A, 937.AXB1A, 937.BXB1A) 01.2001/03.2010 88KW 120CV 1598CC AR 32104 4136AON 4136439 - ALFA ROMEO 147 (937_) 1.6 16V T.SPARK ECO (937.AXA1A, 937.BXA1A) 01.2001/03.2010 77KW 105CV 1598CC AR 37203 4136AOM 4136438 - ALFA ROMEO 147 (937_) 1.9 JTD (937.AXD1A, 937.BXD1A) 04.2001/03.2010 85KW 115CV 1910CC 937 A2.000 4136441 - ALFA ROMEO 147 (937_) 1.9 JTD (93...</p> <p>30x33x32mm 1f-d13mm</p>		<p>U15245 NO. 46412110</p> <p>UNIÃO VÁLVULA DE ESGUICHO</p> <p>ALFA ROMEO 147 (937_) : 1.6 16V T.SPARK ECO (937.AXA1A, 937.BXA1A) 01.2001/03.2010 77KW 105CV 1598CC - ALFA ROMEO 147 (937_) : 1.6 16V T.SPARK (937.AXA1A, 937.AXB1A, 937.BXB1A) 01.2001/03.2010 88KW 120CV 1598CC - ALFA ROMEO 147 (937_) : 2.0 16V T.SPARK (937.AXA1, 937.AXC1, 937.BXC1) 01.2001/03.2010 110KW 150CV 1970CC - ALFA ROMEO 147 (937_) : 3.2 GTA (937.AXL1) 02.2003/03.2010 184KW 250CV 3179CC - ALF...</p> <p>d14x36x14mm 1f-d1x3x11mm 1f-d2x5x11mm</p>
	<p>U15533 NO. 7667888</p> <p>UNIÃO VÁLVULA DE ESGUICHO</p> <p>ALFA ROMEO 147</p> <p>34x13x13mm 3f-d3x5x12mm</p>		<p>U15534 NO. 7670293</p> <p>UNIÃO ESGUICHO</p> <p>ALFA ROMEO 147</p> <p>32mm 1f-d2x4mm 1f-d2x5mm</p>
	<p>U15535 NO. 7667887</p> <p>UNIÃO VÁLVULA DE ESGUICHO</p> <p>ALFA ROMEO 147</p> <p>d14x36x14mm 2f-d3x4x11mm</p>		<p>UAP83244 NO. 55221016</p> <p>ANILHA PROTEÇÃO TÉRMICA INJECTORES</p> <p>ALFA ROMEO 147 (937_) 1.9 JTD (937.AXD1A, 937.BXD1A) 04.2001/03.2010 85KW 115CV 1910CC 937 A2.000 4136441 - ALFA ROMEO 147 (937_) 1.9 JTD (937.AXF1A, 937.BXF1A) 06.2003/03.2010 74KW 101CV 1910CC 182 B9.000 4136557 - ALFA ROMEO 147 (937_) 1.9 JTD 16V (937.AXG1B, 937.BXG1B) 11.2002/03.2010 103KW 140CV 1910CC 192 A5.000 4136555 - ALFA ROMEO 147 (937_) 1.9 JTD 16V (937.AXG1B, 937.BXG1B) 09.2003/09.200...</p> <p>d15x2mm 1f-d7mm</p>
	<p>UCRZ1083 NO. 46308125 - 46308126 - 60802020</p> <p>CRUZETA VEIO TRANSMISSÃO TRIPODE D43,20MM/26 DENTES</p> <p>ALFA ROMEO 147 (937_) 1.9 JTD (937.AXD1A, 937.BXD1A) 04.2001/03.2010 85KW 115CV 1910CC 937 A2.000 4136441 - ALFA ROMEO 147 (937_) 1.9 JTD 16V (937.AXG1B, 937.BXG1B) 11.2002/03.2010 103KW 140CV 1910CC 192 A5.000 4136555 - ALFA ROMEO 147 (937_) 1.9 JTD 16V (937.AXG1B, 937.BXG1B) 09.2003/09.2004 93KW 126CV 1910CC 937 A4.000 4136568 - ALFA ROMEO 147 (937_) 1.9 JTD 16V (937.AXM1B, 937.AXS1B) 10.2004/03...</p> <p>d43.2mm 26 dentes</p>		<p>UTR0826 NO. 0046742378 - 130687 - 130695 - 46521714 - 46742378 - 46764668 - 46826676 - 60654688 - 60665757</p> <p>TAMPÃO RESERVATÓRIO LIQUIDO REFRIGERAÇÃO</p> <p>ALFA ROMEO 147 (937_) 1.6 16V T.SPARK (937.AXA1A, 937.AXB1A, 937.BXB1A) 01.2001/03.2010 88KW 120CV 1598CC AR 32104 4136AON 4136439 - ALFA ROMEO 147 (937_) 1.6 16V T.SPARK ECO (937.AXA1A, 937.BXA1A) 01.2001/03.2010 77KW 105CV 1598CC AR 37203 4136AOM 4136438 - ALFA ROMEO 147 (937_) 1.9 JTD (937.AXD1A, 937.BXD1A) 04.2001/03.2010 85KW 115CV 1910CC 937 A2.000 4136441 - ALFA ROMEO 147 (937_) 1.9 JTD (93...</p> <p>d52x25mm 1f-d45x12mm</p>
	<p>UTR0896 NO. 46402981 - 46556737 - 5951554 - 5974557 - 60811544 - 7745779</p> <p>TAMPÃO RESERVATÓRIO LIQUIDO REFRIGERAÇÃO</p> <p>ALFA ROMEO 147 (937_) 2.0 16V T.SPARK (937.AXA1, 937.AXC1, 937.BXC1) (De 2001.01 Até 2010.03) 110kW 150cv 1970cm3 Hatchback -</p> <p>d79/59x28mm d38x26mm</p>		<p>W5013 NO. 26447823 - 46447843 - 46447845 - 46544612 - 46742883 - 46780491 - 55185409 - 55185409 - 55190...</p> <p>POLIE DA CAMBOTA (6 pistas)</p> <p>ALFA ROMEO 147 1.9 JTD DIESEL - TURBO D</p> <p>d164.5mm d30.5mm</p>
	<p>W5093 NO. 46447843 - 46447845 - 46544612 - 46742883 - 46780491 - 55185409 - 55190424 - 55196301 - 5519...</p> <p>POLIE DA CAMBOTA (6 PISTAS)</p> <p>ALFA ROMEO 147 - 1.9 JTD 16V (APÓS 11-2002)</p> <p>d165mm d30.5mm</p>		<p>Z55212 NO. 46829200</p> <p>MOLA DE PAINEL REVESTIMENTO PORTAS</p> <p>ALFA ROMEO 147</p> <p>F-10T-17mm L-15H-21S1-6mm</p>

	Z72235	NO. 71713084		Z76601	NO. 14228471
	MOLA DE FIXAÇÃO AIR-BAG ALFA ROMEO 147			Parafuso e mola ALFA ROMEO 147	
F-6T- 15mm		L-10H-24S1-13mm	d10mm		1f-4mm
	Z80480	NO. 14591986 - 17887388 - 98473691		Z80615	NO. 46436251
	Mola de painel ALFA ROMEO 147			Mola de fixação ALFA ROMEO 147	
d20x19mm		1p-d8-17mm	d16x24mm		
	Z80619	NO. 7677865		Z80668	NO.
	Mola de painel ALFA ROMEO 147 (937_) 1.6 16V T.SPARK (937.AXA1A, 937.AXB1A, 937.BXB1A) 01.2001/03.2010 88KW 120CV 1598CC AR 32104 4136AON 4136439 - ALFA ROMEO 147 (937_) 1.6 16V T.SPARK ECO (937.AXA1A, 937.BXA1A) 01.2001/03.2010 77KW 105CV 1598CC AR 37203 4136AOM 4136438 - ALFA ROMEO 147 (937_) 1.9 JTD (937.AXD1A, 937.BXD1A) 04.2001/03.2010 85KW 115CV 1910CC 937 A2.000 4136441 - ALFA ROMEO 147 (937_) 1.9 JTD (93...			Mola de painel ALFA ROMEO 147 (937_) 1.6 16V T.SPARK (937.AXA1A, 937.AXB1A, 937.BXB1A) 01.2001/03.2010 88KW 120CV 1598CC AR 32104 4136AON 4136439 - ALFA ROMEO 147 (937_) 1.6 16V T.SPARK ECO (937.AXA1A, 937.BXA1A) 01.2001/03.2010 77KW 105CV 1598CC AR 37203 4136AOM 4136438 - ALFA ROMEO 147 (937_) 1.9 JTD (937.AXD1A, 937.BXD1A) 04.2001/03.2010 85KW 115CV 1910CC 937 A2.000 4136441 - ALFA ROMEO 147 (937_) 1.9 JTD (93...	
d14x12mm		1p-d7.5-10mm	d20x15.5mm		1p-d8.2-13mm
	Z80686	NO. 7770156		Z80702	NO. 46408953 - 46748771 - 60813528
	Mola de friso ALFA ROMEO 147			Mola de fixação ALFA ROMEO 147 (937_) 1.6 16V T.SPARK (937.AXA1A, 937.AXB1A, 937.BXB1A) 01.2001/03.2010 88KW 120CV 1598CC AR 32104 4136AON 4136439 - ALFA ROMEO 147 (937_) 1.6 16V T.SPARK ECO (937.AXA1A, 937.BXA1A) 01.2001/03.2010 77KW 105CV 1598CC AR 37203 4136AOM 4136438 - ALFA ROMEO 147 (937_) 1.9 JTD (937.AXD1A, 937.BXD1A) 04.2001/03.2010 85KW 115CV 1910CC 937 A2.000 4136441 - ALFA ROMEO 147 (937_) 1.9 JTD (93...	
			d16x25.5mm		1p-8x8-24mm 1f-d4.8mm



ALFA ROMEO 155

	A0967-I	NO. 46758638 - 60564423 - 60594600 - 60808861 - 7642540 - 7652240		C0241	NO. 7603637
	APOIO SUPORTE TRÁS DO MOTOR ALFA ROMEO 155 (167_) : 2.0 T.S. (167.A2A, 167.A2D) 02.1992/05.1995 104KW 141CV 1995CC - ALFA ROMEO 155 (167_) : 2.0 T.S. (167.A2D) 02.1992/01.1995 106KW 144CV 1995CC - ALFA ROMEO 155 (167_) : 1.9 TD (167.A3B, 167.A3) 04.1993/12.1997 66KW 90CV 1929CC			BOTÃO AFINAÇÃO CAPÔT ALFA ROMEO 155 (167_) : 2.0 T.S. (167.A2D) 02.1992/01.1995 106KW 144CV 1995CC	
170x103x68mm		1f-d16mm 1r-d11mm	d25x32mm		d17mm c14mm
	E0015	NO. 60586017 - 60624931		E0043	NO. 102508 - 102866 - 60503033 - 60522113 - 60563746 - 60573784 - 60751167 - 94222502
	ESTICADOR DE ESCAPE ALFA ROMEO 155 (167_) : 1.7 T.S. (167.A4G) 04.1993/04.1996 83KW 113CV 1748CC - ALFA ROMEO 155 (167_) : 1.8 T.S. (167.A4C, 167.A) 02.1992/12.1997 77KW 105CV 1756CC - ALFA ROMEO 155 (167_) : 1.8 T.S. (167.A4A, 167.A4C, 167.A4E) 02.1992/05.1994 95KW 129CV 1773CC - ALFA ROMEO 155 (167_) : 2.0 T.S. (167.A2A, 167.A2D) 02.1992/05.1995 104KW 141CV 1995CC - ALFA ROMEO 155 (167_) : 2.0 T.S. (167.A2D) 02.1992/01....			ESTICADOR DE ESCAPE ALFA ROMEO 155 (167_) : 1.6 16V T.S. (167.A6A) 05.1996/12.1997 88KW 120CV 1598CC - ALFA ROMEO 155 (167_) : 1.7 T.S. (167.A4G) 04.1993/04.1996 83KW 113CV 1748CC - ALFA ROMEO 155 (167_) : 1.7 T.S. (167.A4D, 167.A4H) 04.1993/04.1996 85KW 115CV 1748CC - ALFA ROMEO 155 (167_) : 1.7 T.S. 16V (167.A4N) 05.1996/12.1997 103KW 140CV 1747CC - ALFA ROMEO 155 (167_) : 1.8 T.S. (167.A4C, 167.A) 02.1992/12.1997 77KW ...	
87x31x26.5mm			d55x13mm		
	E1005	NO. 60609574 - 60806013 - 60806020		E1027	NO. 46477073
	ESTICADOR DE ESCAPE ALFA ROMEO 155 (167_) : 1.9 TD (167.A3B, 167.A3) 04.1993/12.1997 66KW 90CV 1929CC - ALFA ROMEO 155 (167_) : 2.5 TD (167.A1A, 167.A1G) 04.1993/12.1997 92KW 125CV 2499CC			ESTICADOR DE ESCAPE PARTE DE TRÁS ALFA ROMEO 155 (167_) : 1.6 16V T.S. (167.A6A) 05.1996/12.1997 88KW 120CV 1598CC - ALFA ROMEO 155 (167_) : 1.7 T.S. (167.A4D, 167.A4H) 04.1993/04.1996 85KW 115CV 1748CC - ALFA ROMEO 155 (167_) : 1.7 T.S. 16V (167.A4N) 05.1996/12.1997 103KW 140CV 1747CC - ALFA ROMEO 155 (167_) : 1.8 T.S. Sport (167.A4A, 167.A4C, 167.A4E) 03.1992/12.1996 93KW 127CV 1773CC - ALFA ROMEO 155 (167_) : 1.8 T.S. (167.A4A, 167....	
60x45x14mm			95x35x25mm		

	<p>E1048 NO. 60811858</p> <p>ESTICADOR DE ESCAPE FRENTE</p> <p>ALFA ROMEO 155 (167_) : 1.6 16V T.S. (167.A6A) 05.1996/12.1997 88KW 120CV 1598CC - ALFA ROMEO 155 (167_) : 1.8 T.S. (167.A4C, 167.A) 02.1992/12.1997 77KW 105CV 1756CC - ALFA ROMEO 155 (167_) : 1.8 T.S. (167.A4A, 167.A4C, 167.A4E) 02.1992/05.1994 95KW 129CV 1773CC - ALFA ROMEO 155 (167_) : 2.0 T.S. (167.A2A, 167.A2D) 02.1992/05.1995 104KW 141CV 1995CC - ALFA ROMEO 155 (167_) : 2.0 T.S. (167.A2D) 02.1992...</p> <p>57x39x25mm 2f-d9mm</p>		<p>E1082 NO. 60573170</p> <p>ESTICADOR ESCAPE</p> <p>ALFA ROMEO 155 (167_) : 1.7 T.S. (167.A4G) 04.1993/04.1996 83KW 113CV 1748CC - ALFA ROMEO 155 (167_) : 1.7 T.S. (167.A4D, 167.A4H) 04.1993/04.1996 85KW 115CV 1748CC - ALFA ROMEO 155 (167_) : 1.7 T.S. 16V (167.A4N) 05.1996/12.1997 103KW 140CV 1747CC - ALFA ROMEO 155 (167_) : 1.8 T.S. (167.A4C, 167.A) 02.1992/12.1997 77KW 105CV 1756CC - ALFA ROMEO 155 (167_) : 1.8 T.S. Sport (167.A4A, 167.A4C, 167.A4E) 0...</p> <p>60x45x16mm</p>
	<p>E1152-C NO. 12574521 - 60570627 - 60806408 - 60809242 - 7601642 - 7601643</p> <p>ESTICADOR DA BARRA ESTABILIZADORA DA FRENTE</p> <p>ALFA ROMEO 155 (167_) : 1.6 16V T.S. (167.A6A) 05.1996/12.1997 88KW 120CV 1598CC - ALFA ROMEO 155 (167_) : 1.7 T.S. (167.A4G) 04.1993/04.1996 83KW 113CV 1748CC - ALFA ROMEO 155 (167_) : 1.7 T.S. (167.A4D, 167.A4H) 04.1993/04.1996 85KW 115CV 1748CC - ALFA ROMEO 155 (167_) : 1.7 T.S. 16V (167.A4N) 05.1996/12.1997 103KW 140CV 1747CC - ALFA ROMEO 155 (167_) : 1.8 T.S. (167.A4C, 167.A) 02.1992/12.1997 77KW ...</p> <p>120x35x32mm 1f-d12mm</p>		<p>F0469-I NO. 16110170470102 - 16410.17047.01.02 - 1641070470106 - 60805170 - 60811991 - 700610 - 993497293</p> <p>FOLE DA TRANSMISSÃO LADO DA CAIXA</p> <p>ALFA ROMEO 155 (167_) : 1.6 16V T.S. (167.A6A) 05.1996/12.1997 88KW 120CV 1598CC - ALFA ROMEO 155 (167_) : 1.7 T.S. (167.A4G) 04.1993/04.1996 83KW 113CV 1748CC - ALFA ROMEO 155 (167_) : 1.7 T.S. (167.A4D, 167.A4H) 04.1993/04.1996 85KW 115CV 1748CC - ALFA ROMEO 155 (167_) : 1.7 T.S. 16V (167.A4N) 05.1996/12.1997 103KW 140CV 1747CC - ALFA ROMEO 155 (167_) : 1.8 T.S. (167.A4C, 167.A) 02.1992/12.1997 77KW ...</p> <p>d85x80mm 1f-d61mm 1f-d23mm</p>
	<p>F1118-I NO. 60760026</p> <p>FOLE DA DIRECÇÃO LADO DIREITO</p> <p>ALFA ROMEO 155 (167_) : 2.0 T.S. (167.A2D) 02.1992/01.1995 106KW 144CV 1995CC</p> <p>d65x210mm 1f-d45mm 1f-d10mm</p>		<p>F1119-I NO. 9943835</p> <p>FOLE DA DIRECÇÃO LADO ESQUERDO</p> <p>ALFA ROMEO 155 (167_) : 2.0 T.S. (167.A2D) 02.1992/01.1995 106KW 144CV 1995CC</p> <p>d65x165mm 1f-d46mm 1f-d10mm</p>
	<p>F1370-I NO. 9941582 - 9944453 - 9947369 - 9950650</p> <p>FOLE DA DIRECÇÃO LADO DIREITO E ESQUERDO</p> <p>ALFA ROMEO 155 (167_) : 1.6 16V T.S. (167.A6A) 05.1996/12.1997 88KW 120CV 1598CC - ALFA ROMEO 155 (167_) : 1.7 T.S. (167.A4G) 04.1993/04.1996 83KW 113CV 1748CC - ALFA ROMEO 155 (167_) : 1.7 T.S. (167.A4D, 167.A4H) 04.1993/04.1996 85KW 115CV 1748CC - ALFA ROMEO 155 (167_) : 1.7 T.S. 16V (167.A4N) 05.1996/12.1997 103KW 140CV 1747CC - ALFA ROMEO 155 (167_) : 1.8 T.S. (167.A4C, 167.A) 02.1992/12.1997 77KW ...</p> <p>d65x21mm d58mm 1f-d57mm 1f-d10mm</p>		<p>F1822-I NO. 60811991 - 9945301</p> <p>FOLE DA TRANSMISSÃO JUNTO À CAIXA</p> <p>ALFA ROMEO 155 (167_) : 1.6 16V T.S. (167.A6A) 05.1996/12.1997 88KW 120CV 1598CC - ALFA ROMEO 155 (167_) : 1.7 T.S. (167.A4G) 04.1993/04.1996 83KW 113CV 1748CC - ALFA ROMEO 155 (167_) : 1.7 T.S. (167.A4D, 167.A4H) 04.1993/04.1996 85KW 115CV 1748CC - ALFA ROMEO 155 (167_) : 1.7 T.S. 16V (167.A4N) 05.1996/12.1997 103KW 140CV 1747CC - ALFA ROMEO 155 (167_) : 1.8 T.S. (167.A4C, 167.A) 02.1992/12.1997 77KW ...</p> <p>d102x94mm 1f-d99mm 1f-d25mm</p>
	<p>F4009 NO. 102185 - 60501744 - 60801443</p> <p>FOLE AMORTECEDOR CAPA DE PROTECÇÃO FRENTE (GASTA 2 UNIDADES)</p> <p>ALFA ROMEO 155 (167_) : 2.0 T.S. (167.A2D) 02.1992/01.1995 106KW 144CV 1995CC</p> <p>d120x150mm d16mm 1f-d54mm 1f-d42mm</p>		<p>KF1040 NO. 164101793201 - 60556609 - 60805116</p> <p>KIT DE FOLE DO CARDAN JUNTO À RODA</p> <p>ALFA ROMEO 155 (167_) 1.6 16V T.S. (167.A6A) 05.1996/12.1997 88KW 120CV 1598CC AR 67601 4001118 4001181 - ALFA ROMEO 155 (167_) 1.7 T.S. (167.A4G) 04.1993/04.1996 83KW 113CV 1748CC AR 67103 - ALFA ROMEO 155 (167_) 1.8 T.S. (167.A4C, 167.A) 02.1992/12.1997 77KW 105CV 1756CC AR 67402 4001496 4001969 - ALFA ROMEO 155 (167_) 2.0 16V Turbo Q4 (167.A2B, 167.A2C, 167.A2E) 01.1992/12.1997 137KW 186CV 199...</p> <p>d110x90mm 1f-d92mm 1f-d24mm</p>
	<p>KF1060 NO. 60808619</p> <p>KIT DE FOLE DO CARDAN JUNTO À RODA</p> <p>ALFA ROMEO 155 (167_) 1.6 16V T.S. (167.A6A) 05.1996/12.1997 88KW 120CV 1598CC AR 67601 4001118 4001181</p> <p>d100x100mm 1f-d78mm 1f-d24mm</p>		<p>KT0509 NO. 60585431 - 606625644 - 60806396 - 60812425 - 7522037 - 7588037</p> <p>KIT BATENTE SUSPENSÃO FRENTE</p> <p>ALFA ROMEO 155 (167_) 1.6 16V T.S. (167.A6A) 05.1996/12.1997 88KW 120CV 1598CC AR 67601 4001118 4001181 - ALFA ROMEO 155 (167_) 1.7 T.S. (167.A4D, 167.A4H) 04.1993/04.1996 85KW 115CV 1748CC AR 67105 4001647 - ALFA ROMEO 155 (167_) 1.7 T.S. (167.A4G) 04.1993/04.1996 83KW 113CV 1748CC AR 67103 - ALFA ROMEO 155 (167_) 1.7 T.S. 16V (167.A4N) 05.1996/12.1997 103KW 140CV 1747CC AR 67106 4001117 4001180 ...</p> <p>d72x180mm d56x76mm 1f-d25mm 1f-d21mm 1f-d62mm</p>
	<p>KUBT3015 NO. 717229000 - 717230000</p> <p>KIT BORRACHAS TRAVAO PINÇA DE TRAS C/EMBOLO LUCAS/TRW 34MM</p> <p>ALFA ROMEO 155 (167_) : 1.6 16V T.S. (167.A6A) 05.1996/12.1997 88KW 120CV 1598CC - ALFA ROMEO 155 (167_) : 1.7 T.S. 16V (167.A4N) 05.1996/12.1997 103KW 140CV 1747CC - ALFA ROMEO 155 (167_) : 2.0 T.S. 16V (167.A2G) 03.1995/12.1997 110KW 150CV 1970CC - ALFA ROMEO 155 (167_) : 2.0 16V Turbo Q4 (167.A2B, 167.A2C, 167.A2E) 01.1992/12.1997 137KW 186CV 1995CC - ALFA ROMEO 155 (167_) : 2.0 16V Turbo Q4 (167.A2...) ...</p> <p>d34x48mm d45x11mm d41x12mm 1f-d8mm 1f-d25mm 1f-d36mm</p>		<p>M6031 NO. 6157398 - 6159188</p> <p>JUNTA DE ESCAPE</p> <p>ALFA ROMEO 155 (167_) 2.0 T.S. 16V (167.A2G) 03.1995/12.1997 110KW 150CV 1970CC AR 67299 AR 67204 4001074 4001178</p> <p>106x68mm 1f-d51mm</p>
	<p>N2331 NO. 1160030083 - 116003008300 - 60521386 - 60521387</p> <p>ANEL ESCAPE</p> <p>ALFA ROMEO 155</p> <p>d58x14mm 1f-d31mm</p>		<p>P1101 NO. 60511695</p> <p>CAPA DE PEDAL TRAVAO/EMBRAIAGEM (GASTA 2 UNIDADES)</p> <p>ALFA ROMEO 155 (167_) : 2.0 T.S. (167.A2D) 02.1992/01.1995 106KW 144CV 1995CC - ALFA ROMEO 155 (167_) : 2.0 T.S. (167.A2D) 02.1992/01.1995 106KW 144CV 1995CC</p> <p>75x70x10mm 65-60mm</p>

	<p>R021899 NO. 4368408 - 7553019</p> <p>TUBO DO RESPIRO DO ÓLEO</p> <p>ALFA ROMEO 155 (167_) : 1.9 TD (167.A3B, 167.A3) 04.1993/12.1997 66KW 90CV 1929CC - ALFA ROMEO 155 (167_) : 2.5 TD (167.A1A, 167.A1G) 04.1993/12.1997 92KW 125CV 2499CC</p> <p>B58-18/19mm 40-22mm</p>		<p>R220511 NO. 60603082</p> <p>TUBO DE RADIADOR INFERIOR</p> <p>ALFA ROMEO 155 (167_) 1.6 16V T.S. (167.A6A) 05.1996/12.1997 88KW 120CV 1598CC AR 67601 4001118 4001181 - ALFA ROMEO 155 (167_) 1.7 T.S. (167.A4D, 167.A4H) 05.1996/12.1997 103KW 140CV 1747CC AR 67106 4001117 4001180 - ALFA ROMEO 155 (167_) 2.0 T.S. 16V (167.A2G) 03.1995/12.1997 110KW 150CV 1970CC AR 67299 AR 67204 4001074 4001178</p> <p>B335-d31/31mm 85-225-70mm</p>
	<p>RT08417 NO. 7667806</p> <p>TUBO DE TRAVÃO TRÁS LH-RH</p> <p>ALFA ROMEO 155 (167_) 1.6 16V T.S. (167.A6A) 05.1996/12.1997 88KW 120CV 1598CC AR 67601 4001118 4001181 - ALFA ROMEO 155 (167_) 1.7 T.S. (167.A4D, 167.A4H) 04.1993/04.1996 85KW 115CV 1748CC AR 67105 4001647 - ALFA ROMEO 155 (167_) 1.7 T.S. (167.A4G) 04.1993/04.1996 83KW 113CV 1748CC AR 67103 - ALFA ROMEO 155 (167_) 1.7 T.S. 16V (167.A4N) 05.1996/12.1997 103KW 140CV 1747CC AR 67106 4001117 40011... 240mm FB23 - FB23</p>		<p>RT08459 NO. 60800372 - 71736960</p> <p>TUBO DE TRAVÃO TRÁS LH-RH</p> <p>ALFA ROMEO 155 (167_) 1.6 16V T.S. (167.A6A) 05.1996/12.1997 88KW 120CV 1598CC AR 67601 4001118 4001181 - ALFA ROMEO 155 (167_) 1.7 T.S. (167.A4D, 167.A4H) 04.1993/04.1996 85KW 115CV 1748CC AR 67105 4001647 - ALFA ROMEO 155 (167_) 1.7 T.S. (167.A4G) 04.1993/04.1996 83KW 113CV 1748CC AR 67103 - ALFA ROMEO 155 (167_) 1.7 T.S. 16V (167.A4N) 05.1996/12.1997 103KW 140CV 1747CC AR 67106 4001117 4001180 ... 182mm FB23 - MC11</p>
	<p>S1161D20 NO. 7601065</p> <p>SILENT- BLOC CENTRAL DO BRAÇO DA SUSPENSÃO DIANTEIRO (DIREITO)</p> <p>ALFA ROMEO 155 (167_) 1.6 16V T.S. (167.A6A) 05.1996/12.1997 88KW 120CV 1598CC AR 67601 4001118 4001181 - ALFA ROMEO 155 (167_) 1.7 T.S. (167.A4D, 167.A4H) 05.1996/12.1997 103KW 140CV 1747CC AR 67106 4001117 4001180 - ALFA ROMEO 155 (167_) 1.8 T.S. (167.A4A, 167.A4C, 167.A4E) 02.1992/05.1994 95KW 129CV 1773CC AR 67101 4001495 4001968 - ALFA ROMEO 155 (167_) 1.8 T.S. (167.A4C, 167.A) 02.1992/12.1997 77K...</p> <p>120x60x50mm 1f-d20mm 2r-d10mm</p>		<p>S1161D21 NO. 60603027</p> <p>SILENT- BLOC CENTRAL DO BRAÇO DA SUSPENSÃO DIANTEIRO(DIREITO)</p> <p>ALFA ROMEO 155 (167_) 1.6 16V T.S. (167.A6A) 05.1996/12.1997 88KW 120CV 1598CC AR 67601 4001118 4001181 - ALFA ROMEO 155 (167_) 1.7 T.S. (167.A4D, 167.A4H) 05.1996/12.1997 103KW 140CV 1747CC AR 67106 4001117 4001180 - ALFA ROMEO 155 (167_) 1.8 T.S. (167.A4A, 167.A4C, 167.A4E) 02.1992/05.1994 95KW 129CV 1773CC AR 67101 4001495 4001968 - ALFA ROMEO 155 (167_) 1.8 T.S. (167.A4C, 167.A) 02.1992/12.1997 77K...</p> <p>120x60x50mm 1f-d21mm 2r-d10mm</p>
	<p>S1162E20 NO. 7601068</p> <p>SILENT- BLOC CENTRAL DO BRAÇO DA SUSPENSÃO DIANTEIRO(ESQUERDO)</p> <p>ALFA ROMEO 155 (167_) 1.6 16V T.S. (167.A6A) 05.1996/12.1997 88KW 120CV 1598CC AR 67601 4001118 4001181 - ALFA ROMEO 155 (167_) 1.7 T.S. 16V (167.A4N) 05.1996/12.1997 103KW 140CV 1747CC AR 67106 4001117 4001180 - ALFA ROMEO 155 (167_) 1.8 T.S. (167.A4A, 167.A4C, 167.A4E) 02.1992/05.1994 95KW 129CV 1773CC AR 67101 4001495 4001968 - ALFA ROMEO 155 (167_) 1.8 T.S. (167.A4C, 167.A) 02.1992/12.1997 77K...</p> <p>120x60x50mm 1f-d20mm 2r-d10mm</p>		<p>S1162E21 NO. 60603028</p> <p>SILENT- BLOC CENTRAL DO BRAÇO DA SUSPENSÃO DIANTEIRO(ESQUERDO)</p> <p>ALFA ROMEO 155 (167_) 1.6 16V T.S. (167.A6A) 05.1996/12.1997 88KW 120CV 1598CC AR 67601 4001118 4001181 - ALFA ROMEO 155 (167_) 1.7 T.S. 16V (167.A4N) 05.1996/12.1997 103KW 140CV 1747CC AR 67106 4001117 4001180 - ALFA ROMEO 155 (167_) 1.8 T.S. (167.A4A, 167.A4C, 167.A4E) 02.1992/05.1994 95KW 129CV 1773CC AR 67101 4001495 4001968 - ALFA ROMEO 155 (167_) 1.8 T.S. (167.A4C, 167.A) 02.1992/12.1997 77K...</p> <p>120x60x50mm 1f-d21mm 2r-d10mm</p>
	<p>S1189F20 NO. 7601064</p> <p>SILENT- BLOC CENTRAL DO BRAÇO DA SUSPENSÃO DIANTEIRO</p> <p>ALFA ROMEO 155 (167_) 1.6 16V T.S. (167.A6A) 05.1996/12.1997 88KW 120CV 1598CC AR 67601 4001118 4001181 - ALFA ROMEO 155 (167_) 1.7 T.S. (167.A4D, 167.A4H) 04.1993/04.1996 85KW 115CV 1748CC AR 67105 4001647 - ALFA ROMEO 155 (167_) 1.7 T.S. (167.A4G) 04.1993/04.1996 83KW 113CV 1748CC AR 67103 - ALFA ROMEO 155 (167_) 1.7 T.S. 16V (167.A4N) 05.1996/12.1997 103KW 140CV 1747CC AR 67106 4001117 4001180 ... 100x51x46mm 1f-d20mm 2r-d10mm</p>		<p>S1852 NO. 46420429 - 60814467</p> <p>SILENT-BLOC DO SUPORTE DO MOTOR PARTE DE CIMA</p> <p>ALFA ROMEO 155 (167_) 1.6 16V T.S. (167.A6A) 05.1996/12.1997 88KW 120CV 1598CC AR 67601 4001118 4001181 - ALFA ROMEO 155 (167_) 1.8 T.S. (167.A4A, 167.A4C, 167.A4E) 02.1992/05.1994 95KW 129CV 1773CC AR 67101 4001495 4001968 - ALFA ROMEO 155 (167_) 1.8 T.S. (167.A4C, 167.A) 02.1992/12.1997 77KW 105CV 1756CC AR 67402 4001496 4001969 - ALFA ROMEO 155 (167_) 1.8 T.S. Sport (167.A4A, 167.A4C, 167.A4E) ... d50x34mm c25mm 1f-d10mm</p>
	<p>S2146 NO. 60562251 - 60808152 - 82405324 - 82448242</p> <p>SILENT-BLOC DO ESTICADOR MOTOR PARTE DA FRENTE</p> <p>ALFA ROMEO 155 (167_) 2.0 T.S. 16V (167.A2G) 03.1995/12.1997 110KW 150CV 1970CC AR 67299 AR 67204 4001074 4001178 - ALFA ROMEO 155 (167_) 2.5 TD (167.A1A, 167.A1G) 04.1993/12.1997 92KW 125CV 2499CC VM 31 B VM 07 B 4001649 4001177</p> <p>d40x34mm c28mm-1f-d10mm</p>		<p>T0711-I NO. 60806431 - 7599485</p> <p>BATENTE APOIO DE SUSPENSÃO TRÁS (GASTA 2 UNIDADES)</p> <p>ALFA ROMEO 155 (167_) 1.7 T.S. (167.A4D, 167.A4H) 04.1993/04.1996 85KW 115CV 1748CC AR 67105 4001647 - ALFA ROMEO 155 (167_) 1.7 T.S. (167.A4G) 04.1993/04.1996 83KW 113CV 1748CC AR 67103 - ALFA ROMEO 155 (167_) 1.7 T.S. 16V (167.A4N) 05.1996/12.1997 103KW 140CV 1747CC AR 67106 4001117 4001180 - ALFA ROMEO 155 (167_) 1.8 T.S. (167.A4A, 167.A4C, 167.A4E) 02.1992/05.1994 95KW 129CV 1773CC AR 67101 4001495 4001968 ... d56x81mm 1pino-d15x8mm</p>
	<p>U0091-I NO. 60807644</p> <p>VEDAÇÃO VARETA ÓLEO</p> <p>ALFA ROMEO 155 (167_) : 2.5 V6 (167.A1C, 167.A1E) 09.1992/12.1997 120KW 163CV 2492CC - ALFA ROMEO 155 (167_) : 2.5 V6 (167.A1C, 167.A1) 03.1992/05.1995 121KW 165CV 2492CC - ALFA ROMEO 155 (167_) : 2.5 TD (167.A1A, 167.A1G) 04.1993/12.1997 92KW 125CV 2499CC</p> <p>43x17mm d-11mm 1f-d5mm</p>		<p>U0306 NO. 60806429 - 7584934</p> <p>ANILHA SUSPENSÃO TRÁS</p> <p>ALFA ROMEO 155 (167_) 1.6 16V T.S. (167.A6A) 05.1996/12.1997 88KW 120CV 1598CC AR 67601 4001118 4001181 - ALFA ROMEO 155 (167_) 1.8 T.S. (167.A4A, 167.A4C, 167.A4E) 02.1992/05.1994 95KW 129CV 1773CC AR 67101 4001495 4001968 - ALFA ROMEO 155 (167_) 1.8 T.S. (167.A4C, 167.A) 02.1992/12.1997 77KW 105CV 1756CC AR 67402 4001496 4001969 - ALFA ROMEO 155 (167_) 1.9 TD (167.A3B, 167.A3) 04.1993/12.1997 66...</p> <p>d86/60x19mm 1f-d48mm</p>
	<p>U15533 NO. 7667888</p> <p>UNIÃO VÁLVULA DE ESGUICHO</p> <p>ALFA ROMEO 155</p> <p>34x13x13mm 3f-d3x5x12mm</p>		<p>U15536 NO. 14583087</p> <p>UNIÃO ESGUICHO</p> <p>ALFA ROMEO 155</p> <p>35x21mm 3f-d2x5mm</p>

	<p>UTR0801 NO. 1325237080 - 1341182080 - 46402982 - 46441776 - 46457390 - 46556737 - 46556739 - 5951554 - 60507797 ...</p> <p>TAMPÃO RESERVATÓRIO LIQUIDO REFRIGERAÇÃO</p> <p>ALFA ROMEO 155 (167_) 1.6 16V T.S. (167.A6A) 05.1996/12.1997 88KW 120CV 1598CC AR 67601 4001118 4001181 - ALFA ROMEO 155 (167_) 1.7 T.S. (167.A4D, 167.A4H) 04.1993/04.1996 85KW 115CV 1748CC AR 67105 4001647 - ALFA ROMEO 155 (167_) 1.7 T.S. (167.A4G) 04.1993/04.1996 83KW 113CV 1748CC AR 67103 - ALFA ROMEO 155 (167_) 1.7 T.S. 16V (167.A4N) 05.1996/12.1997 103KW 140CV 1747CC AR 67106 4001117 4001180 ...</p> <p>d55x26mm 1f-d46x14mm</p>		<p>UTR0810 NO. 1325237080 - 1341182080 - 46402982 - 46441776 - 46457390 - 46556737 - 46556739 - 5951554 - 60507797 ...</p> <p>TAMPÃO RESERVATÓRIO LIQUIDO REFRIGERAÇÃO</p> <p>ALFA ROMEO 155 (167_) 2.0 T.S. (167.A2A, 167.A2D) 02.1992/05.1995 104KW 141CV 1995CC AR 67202 AR 67201 4001626 - ALFA ROMEO 155 (167_) 2.0 T.S. (167.A2D) 02.1992/01.1995 106KW 144CV 1995CC AR 67202 AR 67201 4001494 4001967 - ALFA ROMEO 155 (167_) 2.0 T.S. 16V (167.A2G) 03.1995/12.1997 110KW 150CV 1970CC AR 67299 AR 67204 4001074 4001178</p> <p>d54x26mm 1f-d45x14mm</p>
	<p>UTR0816 NO. 46402983 - 46556738 - 60807748</p> <p>TAMPÃO RESERVATÓRIO LIQUIDO REFRIGERAÇÃO</p> <p>ALFA ROMEO 164 (164_) 2.0 (164A2C) 06.1987/09.1998 102KW 138CV 1962CC AR 06416 - ALFA ROMEO 164 (164_) 2.0 (164A2C, 164A2L, 164A2H) 11.1987/10.1992 105KW 143CV 1962CC AR 06420 - ALFA ROMEO 164 (164_) 2.0 T.S. (164.A2C, 164.A2L) 06.1987/09.1992 105KW 143CV 1962CC AR 06416 AR 06420 4114370 4001955 - ALFA ROMEO 164 (164_) 2.0 T.S. (164.A2H) 06.1987/09.1992 109KW 148CV 1962CC AR 06420 4114368 - ALFA R...</p> <p>d52x27mm 1f-d45x13mm 1-ponteira-d7x30mm</p>		<p>UTR0896 NO. 46402981 - 46556737 - 5951554 - 5974557 - 60811544 - 7745779</p> <p>TAMPÃO RESERVATÓRIO LIQUIDO REFRIGERAÇÃO</p> <p>ALFA ROMEO 155 (167_) 1.6 16V T.S. (167.A6A) (De 1996.05 Até 1997.12) 88KW 120cv 1598cm3 três volumes - ALFA ROMEO 155 (167_) 1.7 T.S. (167.A4G) (De 1993.04 Até 1996.04) 83kW 113cv 1748cm3 três volumes - ALFA ROMEO 155 (167_) 1.7 T.S. (167.A4D, 167.A4H) (De 1993.04 Até 1996.04) 85KW 115cv 1748cm3 três volumes - ALFA ROMEO 155 (167_) 1.8 T.S. (167.A4C, 167.A) (De 1992.02 Até 1997....</p> <p>d79/59x28mm d38x26mm</p>
	<p>UTV83026 NO. 55189930 - 60801006 - 60808630 - 60809044 - 7734022 - 7740368</p> <p>TAMPÃO VEDAÇÃO BUJÃO</p> <p>ALFA ROMEO 155 (167_) 2.0 16V Turbo Q4 (167.A2B - 167.A2C - 167.A2E) (De 01-1992 Até 12-1997) 137KW 186CV 1995cc três volumes - ALFA ROMEO 155 (167_) 2.0 16V Turbo Q4 (167.A2B - 167.A2C - 167.A2E) (De 03-1992 Até 12-1997) 140KW 190CV 1995cc três volumes - ALFA ROMEO 155 (167_) 1.9 TD (167.A3B - 167.A3) (De 04-1993 Até 12-1997) 66kW 90CV 1929cc três volumes</p> <p>d21x13mm 1f-12mm</p>		<p>Z10675 NO. 51722681</p> <p><i>Mola de fixação</i></p> <p>ALFA ROMEO 155</p> <p>d9.5x21.5mm 1p-d5.5-12mm</p>
	<p>Z50457 NO. 14592687</p> <p><i>MOLA DE FIXAÇÃO PAINEL</i></p> <p>ALFA ROMEO 155</p> <p>d6x 20mm f-d31mm</p>		<p>Z55220 NO. 7740882</p> <p><i>MOLA DE FIXAÇÃO TIPO PORCA</i></p> <p>ALFA ROMEO 155</p> <p>d10x 9mm f-d18mm</p>
	<p>Z80541 NO. 46305824</p> <p><i>Mola de painel</i></p> <p>ALFA ROMEO 155</p> <p>d9.5x12.5mm 1p-d5.7-11mm</p>		<p>Z80586 NO. 82448727</p> <p><i>Mola de fixação</i></p> <p>ALFA ROMEO 155</p> <p>d12.8x22.5mm 1p-d6.5-8.5mm</p>
	<p>Z80588 NO. 7637466</p> <p><i>Mola de painel</i></p> <p>ALFA ROMEO 155</p> <p>d24x16.5mm 1p-d16.5-14mm</p>		<p>Z80607 NO. 500358569 - 9621837480</p> <p><i>Mola de fixação</i></p> <p>ALFA ROMEO 155</p> <p>d16x21mm 1p-d5.5-10mm</p>
	<p>Z80619 NO. 7677865</p> <p><i>Mola de painel</i></p> <p>ALFA ROMEO 155</p> <p>d14x12mm 1p-d7.5-10mm</p>		<p>Z80619 NO. 7677865</p> <p><i>Mola de painel</i></p> <p>ALFA ROMEO 155</p> <p>d14x12mm 1p-d7.5-10mm</p>
	<p>Z80631 NO. 14591887</p> <p><i>Mola de painel</i></p> <p>ALFA ROMEO 155</p> <p>d15x25mm 1p-d8-23mm</p>		<p>Z80635 NO. 14216080 - 14216087</p> <p><i>Mola de fixação</i></p> <p>ALFA ROMEO 155</p> <p>d18x14mm 1p-10x10-12.5mm 1f-d4.8mm</p>

	Z80653	NO. 14211580		Z80654	NO. 7556533
	Mola de fixação ALFA ROMEO 155			Mola de fixação ALFA ROMEO 155	
	9x9x10mm	1p-7x7-9mm 1f-d4.2mm		d12.8x28mm	1p-d6.2-11.5mm

ALFA ROMEO 156

	A0967-I	NO. 46758638 - 60564423 - 60594600 - 60808861 - 7642540 - 7652240		A1688	NO. 46444055 - 46461192 - 46465201 - 46781213 - 60814234 - 60816689
	APOIO SUPORTE TRÁS DO MOTOR ALFA ROMEO 156 (932_) : 1.6 16V T.SPARK (932.A4, 932.A4100) 09.1997/09.2005 88KW 120CV 1598CC - ALFA ROMEO 156 (932_) : 1.8 16V T.SPARK (932.A3) 09.1997/10.2000 106KW 144CV 1747CC - ALFA ROMEO 156 (932_) : 2.0 16V T.SPARK (932A2) 09.1997/06.2002 114KW 155CV 1970CC			APOIO DO MOTOR PARTE DE TRÁS ALFA ROMEO 156 (932_) : 1.6 16V T.SPARK (932.A4, 932.A4100) 09.1997/09.2005 88KW 120CV 1598CC - ALFA ROMEO 156 (932_) : 1.8 16V T.SPARK (932.A3100) 09.1997/09.2005 103KW 140CV 1747CC - ALFA ROMEO 156 (932_) : 1.8 16V T.SPARK (932.A3) 09.1997/10.2000 106KW 144CV 1747CC - ALFA ROMEO 156 (932_) : 2.0 16V T.SPARK (932A21_) 10.2000/03.2002 110KW 150CV 1970CC - ALFA ROMEO 156 (932_) : 2.0 16V T.SPARK (932A2...) 10.2000/03.2002 110KW 150CV 1970CC	
	170x103x68mm	1f-d16mm 1r-d11mm		170x109x95mm	1f-d11mm
	A2265	NO. 46834369 - 50501684 - 50514991 - 60814470		C0236	NO. 7781964
	APOIO DO MOTOR LADO DIREITO ALFA ROMEO 156 (932_) : 1.9 JTD (932B2) 09.1997/10.2000 77KW 105CV 1910CC - ALFA ROMEO 156 (932_) : 1.9 JTD (932.A2B00) 10.2000/05.2001 81KW 110CV 1910CC - ALFA ROMEO 156 (932_) : 1.9 JTD (932.A2B00, 932.A2C00) 05.2001/09.2005 85KW 115CV 1910CC - ALFA ROMEO 156 (932_) : 1.9 JTD 16V (932AXE00) 11.2002/09.2005 103KW 140CV 1910CC - ALFA ROMEO 156 (932_) : 1.9 JTD (932.AXN00, 932.BXE00) 07.2004/09.2005 110...			BOTÃO AFINAÇÃO CAPÔT ALFA ROMEO 156	
	170x110x70/100mm	2f-d14mm 3f-d10mm		d19x34mm	
	E0043	NO. 102508 - 102866 - 60503033 - 60522113 - 60563746 - 60573784 - 60751167 - 94222502		E0197	NO. 46841498 - 46843389 - 60625029
	ESTICADOR DE ESCAPE ALFA ROMEO 156 (932_) : 2.0 16V T.SPARK (932A21_) 10.2000/03.2002 110KW 150CV 1970CC - ALFA ROMEO 156 Sportwagon (932_) : 2.0 16V T.SPARK (932B21_) 10.2000/03.2002 110KW 150CV 1970CC			ESTICADOR DA BARRA ESTABILIZADORA DA FRENTE ALFA ROMEO 156 (932_) : 1.6 16V T.SPARK (932.A4, 932.A4100) 09.1997/09.2005 88KW 120CV 1598CC - ALFA ROMEO 156 (932_) : 1.8 16V T.SPARK (932.A3100) 09.1997/09.2005 103KW 140CV 1747CC - ALFA ROMEO 156 (932_) : 1.8 16V T.SPARK (932.A3) 09.1997/10.2000 106KW 144CV 1747CC - ALFA ROMEO 156 (932_) : 2.0 16V T.SPARK (932A21_) 10.2000/03.2002 110KW 150CV 1970CC - ALFA ROMEO 156 (932_) : 2.0 16V T.SPARK (932A2...) 10.2000/03.2002 110KW 150CV 1970CC	
	d55x13mm			155x36x39mm	2p-d10-21mm
	E0198	NO. 60613575 - 60699021		E0199	NO. 60628284
	ESTICADOR DA BARRA ESTABILIZADORA DE TRÁS ALFA ROMEO 156 (932_) : 1.6 16V T.SPARK (932.A4, 932.A4100) 09.1997/09.2005 88KW 120CV 1598CC - ALFA ROMEO 156 (932_) : 1.8 16V T.SPARK (932.A3100) 09.1997/09.2005 103KW 140CV 1747CC - ALFA ROMEO 156 (932_) : 1.8 16V T.SPARK (932.A3) 09.1997/10.2000 106KW 144CV 1747CC - ALFA ROMEO 156 (932_) : 2.0 16V T.SPARK (932A21_) 10.2000/03.2002 110KW 150CV 1970CC - ALFA ROMEO 156 (932_) : 2.0 16V T.SPARK (932A2...) 10.2000/03.2002 110KW 150CV 1970CC			ESTICADOR DA BARRA ESTABILIZADORA DE TRÁS LADO ESQUERDO ALFA ROMEO 156 (932_) : 2.4 JTD (932A1B_) 10.2000/09.2005 103KW 140CV 2387CC - ALFA ROMEO 156 Sportwagon (932_) : 2.4 JTD (932.B1B00) 10.2000/05.2006 103KW 140CV 2387CC	
	215x42x42mm	2p-d10-22mm		125x36x39mm	2p-d10-24mm
	E0220-M	NO. 60655035		E0222-M	NO. 60662481 - 60815935
	ESTICADOR SUPORTE APOIO MOTOR FRENTE ALFA ROMEO 156 (932_) : 2.4 JTD (932B1) 09.1997/09.2003 100KW 136CV 2387CC - ALFA ROMEO 156 (932_) : 2.4 JTD (932A1B_) 10.2000/09.2005 103KW 140CV 2387CC - ALFA ROMEO 156 (932_) : 2.4 JTD (932AXC) 03.2002/09.2005 110KW 150CV 2387CC - ALFA ROMEO 156 (932_) : 2.4 JTD (932AXF00) 10.2003/09.2005 129KW 175CV 2387CC - ALFA ROMEO 156 Sportwagon (932_) : 2.4 JTD (932B1) 05.2000/09.2003 100KW 136CV 2387CC - AL...			ESTICADOR SUPORTE APOIO MOTOR FRENTE ALFA ROMEO 156 (932_) : 1.9 JTD (932B2) 09.1997/10.2000 77KW 105CV 1910CC - ALFA ROMEO 156 (932_) : 1.9 JTD (932.A2B00) 10.2000/05.2001 81KW 110CV 1910CC - ALFA ROMEO 156 (932_) : 1.9 JTD (932.A2B00, 932.A2C00) 05.2001/09.2005 85KW 115CV 1910CC - ALFA ROMEO 156 (932_) : 1.9 JTD 16V (932AXE00) 11.2002/09.2005 103KW 140CV 1910CC	
	230x60x40mm	2f-d10mm		218x55x34mm	2f-d10mm
	E0228	NO. 60630757		E0229	NO. 60628255
	ESTICADOR BARRA ESTABILIZADORA FRENTE (GASTA 2 UNIDADES) ALFA ROMEO 156 (932_) : 2.4 JTD (932A1B_) 10.2000/09.2005 103KW 140CV 2387CC - ALFA ROMEO 156 Sportwagon (932_) : 2.4 JTD (932.B1B00) 10.2000/05.2006 103KW 140CV 2387CC			ESTICADOR BARRA ESTABILIZADORA TRÁS LADO DIREITO ALFA ROMEO 156 (932_) : 2.4 JTD (932A1B_) 10.2000/09.2005 103KW 140CV 2387CC - ALFA ROMEO 156 Sportwagon (932_) : 2.4 JTD (932.B1B00) 10.2000/05.2006 103KW 140CV 2387CC	
	180x36x39mm	2p-d10-25mm		126x36x38mm	2p-d10-25mm

	<p>E1005 NO. 60609574 - 60806013 - 60806020</p> <p>ESTICADOR DE ESCAPE</p> <p>ALFA ROMEO 156 (932_) : 2.0 16V T.SPARK (932A21_) 10.2000/03.2002 110KW 150CV 1970CC - ALFA ROMEO 156 Sportwagon (932_) : 2.0 16V T.SPARK (932B21_) 10.2000/03.2002 110KW 150CV 1970CC</p> <p>60x45x14mm</p>		<p>F0469-I NO. 16110170470102 - 16410.17047.01.02 - 16410170470106 - 60507865 - 60805170 - 60811991 - 706010 - 0034...</p> <p>FOLE DA TRANSMISSÃO LADO DA CAIXA</p> <p>ALFA ROMEO 156 (932_) : 2.5 V6 24V (932A1) 09.1997/09.2002 140KW 190CV 2492CC - ALFA ROMEO 156 (932_) : 2.5 V6 24V (932A11_) 10.2000/09.2005 141KW 192CV 2492CC - ALFA ROMEO 156 (932_) : 3.2 GTA (932AXB) 03.2002/09.2005 184KW 250CV 3179CC - ALFA ROMEO 156 (932_) : 1.9 JTD (932B2) 09.1991/10.2000 77KW 105CV 1910CC - ALFA ROMEO 156 (932_) : 1.9 JTD (932A2B00) 10.2000/05.2008 110KW 110CV 1910CC - ALFA ROMEO 15...</p> <p>d85x80mm 1f-d61mm 1f-d23mm</p>
	<p>F1637-I NO. 36020094 - 9947921</p> <p>FOLE DA DIREÇÃO LADO DIREITO E ESQUERDO</p> <p>ALFA ROMEO 156 (932_) : 1.6 16V T.SPARK (932.A4, 932.A4100) 09.1997/09.2005 88KW 120CV 1598CC - ALFA ROMEO 156 (932_) : 1.8 16V T.SPARK (932.A3100) 09.1997/09.2005 103KW 140CV 1747CC - ALFA ROMEO 156 (932_) : 1.8 16V T.SPARK (932.A3) 09.1997/10.2000 106KW 144CV 1747CC - ALFA ROMEO 156 (932_) : 2.0 16V T.SPARK (932A21_) 10.2000/03.2002 110KW 150CV 1970CC - ALFA ROMEO 156 (932_) : 2.0 16V T.SPARK (932A2...</p> <p>d64x200mm 1f-d06mm 1f-d34mm</p>		<p>F1822-I NO. 60811991 - 9945301</p> <p>FOLE DA TRANSMISSÃO JUNTO À CAIXA</p> <p>ALFA ROMEO 156 (932_) : 1.6 16V T.SPARK (932.A4, 932.A4100) 09.1997/09.2005 88KW 120CV 1598CC - ALFA ROMEO 156 (932_) : 1.8 16V T.SPARK (932.A3100) 09.1997/09.2005 103KW 140CV 1747CC - ALFA ROMEO 156 (932_) : 1.8 16V T.SPARK (932.A3) 09.1997/10.2000 106KW 144CV 1747CC - ALFA ROMEO 156 (932_) : 2.0 16V T.SPARK (932A21_) 10.2000/03.2002 110KW 150CV 1970CC - ALFA ROMEO 156 (932_) : 2.0 16V T.SPARK (932A2...</p> <p>d102x94mm 1f-d99mm 1f-d25mm</p>
	<p>F1825-I NO. 30711931</p> <p>FOLE DA TRANSMISSÃO JUNTO À CAIXA</p> <p>ALFA ROMEO 156 (932_) : 1.9 JTD (932AXE00) 11.2003/09.2005 93KW 126CV 1910CC - ALFA ROMEO 156 (932_) : 1.9 JTD (932AXE00) 11.2002/11.2004 100KW 136CV 1910CC - ALFA ROMEO 156 (932_) : 2.4 JTD (932AXF00) 06.2003/09.2005 120KW 163CV 2387CC - ALFA ROMEO 156 (932_) : 2.4 JTD (932AXF00) 10.2003/09.2005 129KW 175CV 2387CC - ALFA ROMEO 156 Sportwagon (932_) : 1.9 JTD (932BXE00) 11.2003/05.2006 93KW 126CV 1910CC...</p> <p>d95x120mm 1f-d84mm 1f-d25mm</p>		<p>KF1040 NO. 164101793201 - 60556609 - 60805116</p> <p>KIT DE FOLE DO CARDAN JUNTO À RODA</p> <p>ALFA ROMEO 156 (932_) : 1.9 JTD (932.A2B00) 10.2000/05.2001 81KW 110CV 1910CC AR 37101 4136468 - ALFA ROMEO 156 (932_) 1.9 JTD (932.A2B00, 932.A2C00) 05.2001/09.2005 85KW 115CV 1910CC 937 A2.000 4136478 - ALFA ROMEO 156 (932_) 1.9 JTD (932B2) 09.1997/10.2000 77KW 105CV 1910CC AR 32302 4001193 - ALFA ROMEO 156 (932_) 1.9 JTD 16V (932AXE00) 11.2002/09.2005 103KW 140CV 1910CC 192 A5.000 4136558 - ALFA ...</p> <p>d110x90mm 1f-d92mm 1f-d24mm</p>
	<p>KF1752-T NO. 46307733 - 60816984</p> <p>KIT DE FOLE DO CARDAN JUNTO À CAIXA</p> <p>ALFA ROMEO 156 (932_) 1.9 JTD (932.AXN00, 932.BXE00) 07.2004/09.2005 110KW 150CV 1910CC 937 A5.000 4136625 - ALFA ROMEO 156 (932_) 1.9 JTD (932AXE00) 11.2002/11.2004 100KW 136CV 1910CC 192 B1.000 4136617 - ALFA ROMEO 156 (932_) 1.9 JTD (932AXE00) 11.2003/09.2005 93KW 126CV 1910CC 937 A4.000 4136562 - ALFA ROMEO 156 (932_) 1.9 JTD 16V (932AXE00) 11.2002/09.2005 103KW 140CV 1910CC 192 A5.000 4136558...</p> <p>d113x102mm 1f-d87mm 1f-d27mm</p>		<p>KF1797-T NO. 46429633 - 60812755</p> <p>KIT DO FOLE DO CARDAN JUNTO À RODA</p> <p>ALFA ROMEO 156 (932_) 1.6 16V T.SPARK (932.A4, 932.A4100) 09.1997/09.2005 88KW 120CV 1598CC AR 67601 AR 32104 4001195 - ALFA ROMEO 156 (932_) 1.6 16V T.SPARK (932A4) 09.1997/09.2005 82KW 112CV 1598CC AR 32102 4136452 4136380 - ALFA ROMEO 156 (932_) 1.8 16V T.SPARK (932.A3) 09.1997/10.2000 106KW 144CV 1747CC AR 32201 4001196 - ALFA ROMEO 156 (932_) 1.8 16V T.SPARK (932.A3100) 09.1997/09.2005 103KW ...</p> <p>d110x102mm 1f-d87mm 1f-d27mm</p>
	<p>KUBT3021 NO. 77365530</p> <p>KIT BORRACHAS PINÇA TRAVÃO TRÁS LUCAS (PERNOS DE GUIA)</p> <p>ALFA ROMEO 156 (932_) 1.8 16V T.SPARK (932.A3100) 09.1997/09.2005 103KW 140CV 1747CC AR 32205 4136450 - ALFA ROMEO 156 (932_) 1.9 JTD (932.A2B00) 10.2000/05.2001 81KW 110CV 1910CC AR 37101 4136468 - ALFA ROMEO 156 (932_) 2.0 16V T.SPARK (932A21_) 10.2000/03.2002 110KW 150CV 1970CC AR 32310 4136444 - ALFA ROMEO 156 (932_) 2.4 JTD (932A1B_) 10.2000/09.2005 103KW 140CV 2387CC 839 A6.000 4136466 - A...</p> <p>d20x31mm(x2) 2p-d8x57mm(d22mm)(x2) 2p-d8x22mm(d8mm)(x2)</p>		<p>P1073 NO. 46755869 - 46828746 - 71748375</p> <p>CAPA PEDAL DA EMBRAIAGEM</p> <p>ALFA ROMEO 156 (932_) : 1.9 JTD (932.A2B00, 932.A2C00) 05.2001/09.2005 85KW 115CV 1910CC - ALFA ROMEO 156 Sportwagon (932_) : 1.9 JTD (932B2B, 932B2C) 05.2001/05.2006 85KW 115CV 1910CC</p> <p>79x55x9mm</p>
	<p>P1075 NO. 1372452 - 82405876 - 82425876</p> <p>CAPA DE PEDAL TRAVAO/EMBRAIAGEM (GASTA 2 UNIDADES)</p> <p>ALFA ROMEO 156 (932_) : 2.4 JTD (932A1B_) 10.2000/09.2005 103KW 140CV 2387CC - ALFA ROMEO 156 Sportwagon (932_) : 2.4 JTD (932.B1B00) 10.2000/05.2006 103KW 140CV 2387CC</p> <p>73x70x10mm</p>		<p>P1101 NO. 60511695</p> <p>CAPA DE PEDAL TRAVAO/EMBRAIAGEM (GASTA 2 UNIDADES)</p> <p>ALFA ROMEO 156 (932_) : 2.4 JTD (932A1B_) 10.2000/09.2005 103KW 140CV 2387CC - ALFA ROMEO 156 (932_) : 2.4 JTD (932A1B_) 10.2000/09.2005 103KW 140CV 2387CC - ALFA ROMEO 156 Sportwagon (932_) : 2.4 JTD (932.B1B00) 10.2000/05.2006 103KW 140CV 2387CC - ALFA ROMEO 156 Sportwagon (932_) : 2.4 JTD (932.B1B00) 10.2000/05.2006 103KW 140CV 2387CC</p> <p>75x70x10mm 65-60mm</p>
	<p>P1105 NO. 60627196</p> <p>CAPA PEDAL DO TRAVAO</p> <p>ALFA ROMEO 156 (932_) : 1.6 16V T.SPARK (932.A4, 932.A4100) 09.1997/09.2005 88KW 120CV 1598CC - ALFA ROMEO 156 (932_) : 1.8 16V T.SPARK (932.A3100) 09.1997/09.2005 103KW 140CV 1747CC - ALFA ROMEO 156 (932_) : 1.8 16V T.SPARK (932.A3) 09.1997/10.2000 106KW 144CV 1747CC - ALFA ROMEO 156 (932_) : 2.0 16V T.SPARK (932A21_) 10.2000/03.2002 110KW 150CV 1970CC - ALFA ROMEO 156 (932_) : 2.0 16V T.SPARK (932A2...</p> <p>80x60x50mm</p>		<p>P1106 NO. 60627197</p> <p>CAPA PEDAL DA EMBRAIAGEM</p> <p>ALFA ROMEO 156 (932_) : 1.6 16V T.SPARK (932.A4, 932.A4100) 09.1997/09.2005 88KW 120CV 1598CC - ALFA ROMEO 156 (932_) : 1.8 16V T.SPARK (932.A3100) 09.1997/09.2005 103KW 140CV 1747CC - ALFA ROMEO 156 (932_) : 1.8 16V T.SPARK (932.A3) 09.1997/10.2000 106KW 144CV 1747CC - ALFA ROMEO 156 (932_) : 2.0 16V T.SPARK (932A21_) 10.2000/03.2002 110KW 150CV 1970CC - ALFA ROMEO 156 (932_) : 2.0 16V T.SPARK (932A2...</p> <p>80x60x10mm</p>
	<p>R017565 NO. 51718143 - 51735329</p> <p>TUBO DO AR SOBREALIMENTAÇÃO</p> <p>ALFA ROMEO 156 (932_) : 1.9 JTD (932.A2B00, 932.A2C00) 05.2001/09.2005 85KW 115CV 1910CC - ALFA ROMEO 156 (932_) : 1.9 JTD (932AXE00) 11.2003/09.2005 93KW 126CV 1910CC - ALFA ROMEO 156 (932_) : 1.9 JTD (932AXE00) 11.2002/11.2004 100KW 136CV 1910CC - ALFA ROMEO 156 (932_) : 1.9 JTD 16V (932AXE00) 11.2002/09.2005 103KW 140CV 1910CC - ALFA ROMEO 156 (932_) : 1.9 JTD (932.AXN00, 932.BXE00) 07.2004/09.2005 ...</p> <p>B506-34/48mm 107x315x65x61mm</p>		<p>R018593 NO. 46818750 - 50516355 - 51709470 - 60671698 - 60680251</p> <p>TUBO DO AR SOBREALIMENTAÇÃO</p> <p>ALFA ROMEO 156 (932_) : 1.9 JTD (932.A2B00, 932.A2C00) 05.2001/09.2005 85KW 115CV 1910CC - ALFA ROMEO 156 Sportwagon (932_) : 1.9 JTD (932B2B, 932B2C) 05.2001/05.2006 85KW 115CV 1910CC</p> <p>B466-47/53mm 81x89x201x108mm</p>

	<p>R018632 NO. 60671698 - 60676953 - 60680251 - 60688575</p> <p>TUBO DO AR SOBREALIMENTAÇÃO</p> <p>ALFA ROMEO 156 (932_) : 1.9 JTD (932B2) 09.1997/10.2000 77KW 105CV 1910CC - ALFA ROMEO 156 (932_) : 1.9 JTD (932.A2B00) 10.2000/05.2001 81KW 110CV 1910CC - ALFA ROMEO 156 (932_) : 1.9 JTD (932.A2B00, 932.A2C00) 05.2001/09.2005 85KW 115CV 1910CC - ALFA ROMEO 156 Sportwagon (932_) : 1.9 JTD (932B2) 05.2000/10.2000 77KW 105CV 1910CC - ALFA ROMEO 156 Sportwagon (932_) : 1.9 JTD (932.B2B00) 10.2000/05.2001 81KW 110CV 1910CC - ALFA ROMEO 156 Sportwagon (932_) : 1.9 JTD (932.B2B00, 932.B2C00) 05.2001/05.2006 85KW 115CV 1910CC</p> <p>B450-48/51mm 80x76x221x69mm</p>		<p>R018635 NO. 60668571 - 60676178 - 60679126 - 60688601 - 60688602</p> <p>TUBO DO AR SOBREALIMENTAÇÃO</p> <p>ALFA ROMEO 156 (932_) : 1.9 JTD (932.A2B00) 10.2000/05.2001 81KW 110CV 1910CC - ALFA ROMEO 156 (932_) : 1.9 JTD (932.A2B00, 932.A2C00) 05.2001/09.2005 85KW 115CV 1910CC - ALFA ROMEO 156 (932_) : 1.9 JTD 16V (932AXE00) 11.2002/09.2005 103KW 140CV 1910CC - ALFA ROMEO 156 Sportwagon (932_) : 1.9 JTD (932.B2B00) 10...</p> <p>B565-54/54mm 66x275x326x66mm</p>
	<p>R018653 NO. 46458134 - 60652134</p> <p>TUBO DO AR SOBREALIMENTAÇÃO</p> <p>ALFA ROMEO 156 (932_) : 1.9 JTD (932B2) 09.1997/10.2000 77KW 105CV 1910CC - ALFA ROMEO 156 (932_) : 1.9 JTD (932.A2B00) 10.2000/05.2001 81KW 110CV 1910CC - ALFA ROMEO 156 Sportwagon (932_) : 1.9 JTD (932B2) 05.2000/10.2000 77KW 105CV 1910CC - ALFA ROMEO 156 Sportwagon (932_) : 1.9 JTD (932.B2B00) 10.2000/05.2001 81KW 110CV 1910CC - ALFA ROMEO 156 Sportwagon (932_) : 1.9 JTD (932B2B, 932B2C) 05.2001/05....</p> <p>B487-32/50mm 42x183x217x59mm</p>		<p>R018654 NO. 60652135 - 60657255</p> <p>TUBO DE AR INTERCOOLER</p> <p>ALFA ROMEO 156 (932_) : 1.9 JTD (932B2) 09.1997/10.2000 77KW 105CV 1910CC - ALFA ROMEO 156 (932_) : 1.9 JTD (932.A2B00) 10.2000/05.2001 81KW 110CV 1910CC - ALFA ROMEO 156 (932_) : 2.4 JTD (932B1) 09.1997/09.2003 100KW 136CV 2387CC - ALFA ROMEO 156 (932_) : 2.4 JTD (932A1B_) 10.2000/09.2005 103KW 140CV 2387CC - ALFA ROMEO 156 Sportwagon (932_) : 1.9 JTD (932B2) 05.2000/10.2000 77KW 105CV 1910CC - ALFA ...</p> <p>B560-d53/53mm 110-100-260-350-40mm</p>
	<p>R018969 NO. 46456214 - 46456294 - 60813937</p> <p>TUBO DO COMPRESSOR DO OLEO</p> <p>ALFA ROMEO 156 (932_) : 1.9 JTD (932B2) 09.1997/10.2000 77KW 105CV 1910CC - ALFA ROMEO 156 (932_) : 1.9 JTD (932.A2B00, 932.A2C00) 05.2001/09.2005 85KW 115CV 1910CC - ALFA ROMEO 156 Sportwagon (932_) : 1.9 JTD (932B2) 05.2000/10.2000 77KW 105CV 1910CC - ALFA ROMEO 156 Sportwagon (932_) : 1.9 JTD (932B2B, 932B2C) 05.2001/05.2006 85KW 115CV 1910CC</p> <p>B92-19/19mm 44x47mm</p>		<p>R220511 NO. 60603082</p> <p>TUBO DE RADIADOR INFERIOR</p> <p>ALFA ROMEO 156 (932_) 2.0 16V T.SPARK (932A21_) 10.2000/03.2002 110KW 150CV 1970CC AR 32310 4136444 - ALFA ROMEO 156 (932_) 156 Sportwagon (932_) 2.0 16V T.SPARK (932B21_) 10.2000/03.2002 110KW 150CV 1970CC AR 32310 4136445</p> <p>B335-d31/31mm 85-225-70mm</p>
	<p>S1161D20 NO. 7601065</p> <p>SILENT- BLOC CENTRAL DO BRAÇO DA SUSPENSÃO DIANTEIRO (DIREITO)</p> <p>ALFA ROMEO 156 (932_) 2.0 16V T.SPARK (932A21_) 10.2000/03.2002 110KW 150CV 1970CC AR 32310 4136444 - ALFA ROMEO 156 Sportwagon (932_) 2.0 16V T.SPARK (932B21_) 10.2000/03.2002 110KW 150CV 1970CC AR 32310 4136445</p> <p>120x60x50mm 1f-d20mm 2r-d10mm</p>		<p>S1161D21 NO. 60603027</p> <p>SILENT- BLOC CENTRAL DO BRAÇO DA SUSPENSÃO DIANTEIRO(DIREITO)</p> <p>ALFA ROMEO 156 (932_) 2.0 16V T.SPARK (932A21_) 10.2000/03.2002 110KW 150CV 1970CC AR 32310 4136444 - ALFA ROMEO 156 Sportwagon (932_) 2.0 16V T.SPARK (932B21_) 10.2000/03.2002 110KW 150CV 1970CC AR 32310 4136445</p> <p>120x60x50mm 1f-d21mm 2r-d10mm</p>
	<p>S1162E20 NO. 7601068</p> <p>SILENT- BLOC CENTRAL DO BRAÇO DA SUSPENSÃO DIANTEIRO(ESQUERDO)</p> <p>ALFA ROMEO 156 (932_) 2.0 16V T.SPARK (932A21_) 10.2000/03.2002 110KW 150CV 1970CC AR 32310 4136444 - ALFA ROMEO 156 Sportwagon (932_) 2.0 16V T.SPARK (932B21_) 10.2000/03.2002 110KW 150CV 1970CC AR 32310 4136445</p> <p>120x60x50mm 1f-d20mm 2r-d10mm</p>		<p>S1162E21 NO. 60603028</p> <p>SILENT- BLOC CENTRAL DO BRAÇO DA SUSPENSÃO DIANTEIRO(ESQUERDO)</p> <p>ALFA ROMEO 156 (932_) 2.0 16V T.SPARK (932A21_) 10.2000/03.2002 110KW 150CV 1970CC AR 32310 4136444 - ALFA ROMEO 156 Sportwagon (932_) 2.0 16V T.SPARK (932B21_) 10.2000/03.2002 110KW 150CV 1970CC AR 32310 4136445</p> <p>120x60x50mm 1f-d21mm 2r-d10mm</p>
	<p>S1578 NO. 60652168 - 60652712</p> <p>SILENTBLOC TIRANTE BARRA ESTABILIZADORA TRÁS</p> <p>ALFA ROMEO 156 (932_) 1.6 16V T.SPARK (932.A4, 932.A4100) 09.1997/09.2005 88KW 120CV 1598CC AR 67601 AR 32104 4001195 - ALFA ROMEO 156 (932_) 1.8 16V T.SPARK (932.A3) 09.1997/10.2000 106KW 144CV 1747CC AR 32201 4001196 - ALFA ROMEO 156 (932_) 1.8 16V T.SPARK (932.A3100) 09.1997/09.2005 103KW 140CV 1747CC AR 32205 4136450 - ALFA ROMEO 156 (932_) 1.9 JTD (932.A2B00, 932.A2C00) 05.2001/09.2005 85 KW ...</p> <p>d39x30mm c24mm 1f-d12mm</p>		<p>S1852 NO. 46420429 - 60814467</p> <p>SILENT-BLOC DO SUPORTE DO MOTOR PARTE DE CIMA</p> <p>ALFA ROMEO 156 (932_) 1.6 16V T.SPARK (932.A4, 932.A4100) 09.1997/09.2005 88KW 120CV 1598CC AR 67601 AR 32104 4001195 - ALFA ROMEO 156 (932_) 1.6 16V T.SPARK (932A4) 09.1997/09.2005 82KW 112CV 1598CC AR 32102 4136452 4136380 - ALFA ROMEO 156 (932_) 1.8 16V T.SPARK (932.A3) 09.1997/10.2000 106KW 144CV 1747CC AR 32201 4001196 - ALFA ROMEO 156 (932_) 1.8 16V T.SPARK (932.A3100) 09.1997/09.2005 103KW ...</p> <p>d50x34mm c25mm 1f-d10mm</p>
	<p>S1859 NO. 46402825 - 60682636 - 60801315 - 82315794</p> <p>SILENT-BLOC BRAÇO SUSPENSÃO TRÁS PARTE BAIXO</p> <p>ALFA ROMEO 156 (932_) 1.6 16V T.SPARK (932.A4, 932.A4100) 09.1997/09.2005 88KW 120CV 1598CC AR 67601 AR 32104 4001195 - ALFA ROMEO 156 (932_) 1.6 16V T.SPARK (932A4) 09.1997/09.2005 82KW 112CV 1598CC AR 32102 4136452 4136380 - ALFA ROMEO 156 (932_) 1.8 16V T.SPARK (932.A3) 09.1997/10.2000 106KW 144CV 1747CC AR 32201 4001196 - ALFA ROMEO 156 (932_) 1.8 16V T.SPARK (932.A3100) 09.1997/09.2005 103KW ...</p> <p>d32x32mm c26mm 1f-d12mm</p>		<p>T1230 NO. 46555183 - 60685154</p> <p>BATENTE DA BARRA ESTABILIZADORA DE TRÁS</p> <p>ALFA ROMEO 156 (932_) 1.6 16V T.SPARK (932.A4, 932.A4100) 09.1997/09.2005 88KW 120CV 1598CC AR 67601 AR 32104 4001195 - ALFA ROMEO 156 (932_) 1.8 16V T.SPARK (932.A3) 09.1997/10.2000 106KW 144CV 1747CC AR 32201 4001196 - ALFA ROMEO 156 (932_) 1.8 16V T.SPARK (932.A3100) 09.1997/09.2005 103KW 140CV 1747CC AR 32205 4136450 - ALFA ROMEO 156 (932_) 1.9 JTD (932.A2B00, 932.A2C00) 05.2001/09.2005 85KW 1...</p> <p>30x33x32mm 1f-d13mm</p>
	<p>U0091-I NO. 60807644</p> <p>VEDAÇÃO VARETA ÓLEO</p> <p>ALFA ROMEO 156 (932_) : 2.5 V6 24V (932A1) 09.1997/09.2002 140KW 190CV 2492CC - ALFA ROMEO 156 (932_) : 2.4 JTD (932A1B_) 10.2000/09.2005 103CV 140CV 2387CC - ALFA ROMEO 156 Sportwagon (932_) : 2.5 V6 24V (932A1) 02.1997/08.2003 140KW 190CV 2492CC - ALFA ROMEO 156 Sportwagon (932_) : 2.4 JTD (932.B1B00) 10.2000/05.2006 103KW 140CV 2387CC</p> <p>43x17mm d-11mm 1f-d5mm</p>		<p>U0306 NO. 60806429 - 7584934</p> <p>ANILHA SUSPENSÃO TRÁS</p> <p>ALFA ROMEO 156 (932_) 2.0 16V T.SPARK (932A21_) 10.2000/03.2002 110KW 150CV 1970CC AR 32310 4136444 - ALFA ROMEO 156 Sportwagon (932_) 2.0 16V T.SPARK (932B21_) 10.2000/03.2002 110KW 150CV 1970CC AR 32310 4136445</p> <p>d86/60x19mm 1f-d48mm</p>

	<p>U15245 NO. 46412110</p> <p>UNIÃO VÁLVULA DE ESGUICHO</p> <p>ALFA ROMEO 156 (932_) 1.6 16V T.SPARK (932.A4, 932.A4100) 09.1997/09.2005 88KW 120CV 1598CC - ALFA ROMEO 156 (932_) 1.8 16V T.SPARK (932.A3100) 09.1997/09.2005 103KW 140CV 1747CC - ALFA ROMEO 156 (932_) 1.8 16V T.SPARK (932.A3) 09.1997/10.2000 106KW 144CV 1747CC - ALFA ROMEO 156 (932_) 2.0 16V T.SPARK (932A21_) 10.2000/03.2002 110KW 150CV 1970CC - ALFA ROMEO 156 (932_) 2.0 16V T.SPARK (932A2...</p> <p>d14x36x14mm 1f-d1x3x11mm 1f-d2x5x11mm</p>		<p>U15617 NO. 46418009</p> <p>UNIÃO VÁLVULA DE ESGUICHO</p> <p>ALFA 156</p> <p>35x14x14mm 3f-d3x5x11mm</p>
	<p>UCRZ1083 NO. 46308125 - 46308126 - 60802020</p> <p>CRUZETA VEIO TRANSMISSÃO TRIPODE D43,20MM/26 DENTES</p> <p>ALFA ROMEO 156 (932_) 1.6 16V T.SPARK (932A4) 09.1997/09.2005 82KW 112CV 1598CC AR 32102 4136452 4136380 - ALFA ROMEO 156 (932_) 1.9 JTD (932.AXN00, 932.BXE00) 07.2004/09.2005 110KW 150CV 1910CC 937 A5.000 4136625 - ALFA ROMEO 156 (932_) 1.9 JTD (932AXE00) 11.2002/11.2004 100KW 136CV 1910CC 192 B1.000 4136617 - ALFA ROMEO 156 (932_) 1.9 JTD (932AXE00) 11.2003/09.2005 93KW 126CV 1910CC 937 A4.000 4...</p> <p>d43.2mm 26 dentes</p>		<p>UTR0826 NO. 0046742378 - 130687 - 130695 - 46521714 - 46742378 - 46764668 - 46826676 - 60654688 - 60665757</p> <p>TAMPÃO RESERVATÓRIO LIQUIDO REFRIGERAÇÃO</p> <p>ALFA ROMEO 156 (932_) 1.6 16V T.SPARK (932.A4, 932.A4100) 09.1997/09.2005 88KW 120CV 1598CC AR 67601 AR 32104 4001195 - ALFA ROMEO 156 (932_) 1.6 16V T.SPARK (932A4) 09.1997/09.2005 82KW 112CV 1598CC AR 32102 4136452 4136380 - ALFA ROMEO 156 (932_) 1.8 16V T.SPARK (932.A3) 09.1997/10.2000 106KW 144CV 1747CC AR 32201 4001196 - ALFA ROMEO 156 (932_) 1.8 16V T.SPARK (932.A3100) 09.1997/09.2005 103KW ...</p> <p>d52x25mm 1f-d45x12mm</p>
	<p>UTR0853 NO. 46742378</p> <p>TAMPÃO RESERVATÓRIO LIQUIDO REFRIGERAÇÃO</p> <p>ALFA ROMEO 156 (932_) 1.6 16V T.SPARK (932.A4, 932.A4100) (09.97 A 09.05) 120cv 1598cc três volumes - ALFA ROMEO 156 (932_) 1.8 16V T.SPARK (932.A3100) (10.00 A 09.05) 140cv 1747cc três volumes - ALFA ROMEO 156 (932_) 1.8 16V T.SPARK (932.A3) (09.97 A 10.00) 144cv 1747cc três volumes - ALFA ROMEO 156 (932_) 2.0 16V T.SPARK (932A21_) (10.00 A 03.02) 150cv 1970cc três volumes - ALFA ROMEO 1...</p> <p>d52x25mm 1f-d45x13mm</p>		<p>UTR0896 NO. 46402981 - 46556737 - 5951554 - 5974557 - 60811544 - 7745779</p> <p>TAMPÃO RESERVATÓRIO LIQUIDO REFRIGERAÇÃO</p> <p>ALFA ROMEO 156 (932_) 1.8 16V T.SPARK (932.A3100) (De 1997.09 Até 2005.09) 103KW 140cv 1747cm3 três volumes - ALFA ROMEO 156 (932_) 1.8 16V T.SPARK (932.A3) (De 1997.09 Até 2000.10) 106KW 144cv 1747cm3 três volumes - ALFA ROMEO 156 (932_) 2.0 16V T.SPARK (932A2) (De 1997.09 Até 2002.06) 114KW 155cv 1970cm3 três volumes - ALFA ROMEO 156 (932_) 2.0 JTS (932AXD00, 932AXD01) (De 2001...</p> <p>d79/59x28mm d38x26mm</p>
	<p>W5013 NO. 26447823 - 46447843 - 46447845 - 46544612 - 46742883 - 46780491 - 55185403 - 55185409 - 55190...</p> <p>POLIE DA CAMBOTA (6 pistas)</p> <p>ALFA ROMEO 156 1.9 JTD DIESEL - TURBO D</p> <p>d164.5mm d30.5mm</p>		<p>W5093 NO. 46447843 - 46447845 - 46544612 - 46742883 - 46780491 - 55185409 - 55190424 - 55196301 - 5519...</p> <p>POLIE DA CAMBOTA (6 PISTAS)</p> <p>ALFA ROMEO 156 - 1.9 JTD (1997 A 2005) - SPORTWAGON 1.9 JTD(10-2000 A 05-2006)</p> <p>d165mm d30.5mm</p>
	<p>Z50457 NO. 14592687</p> <p>MOLA DE FIXAÇÃO PAINEL</p> <p>ALFA ROMEO 156</p> <p>d6x 20mm f-d31mm</p>		<p>Z72235 NO. 71713084</p> <p>MOLA DE FIXAÇÃO AIR-BAG</p> <p>ALFA ROMEO 156</p> <p>F-6T- 15mm L-10H-24S1-13mm</p>
	<p>Z76601 NO. 14228471</p> <p>Parafuso e mola</p> <p>ALFA ROMEO 156</p> <p>d10mm 1f-4mm</p>		<p>Z80447 NO. 14211880</p> <p>Mola de fixação</p> <p>ALFA ROMEO 156</p> <p>15.5x15.5x12.5mm 1p-10x10-9.5mm 1f-d5mm</p>
	<p>Z80533 NO. 699280 - 7543023 - 9759904480</p> <p>Mola de retenção</p> <p>ALFA ROMEO 156</p> <p>10x17x10mm 1p-7.2x14-9mm 1f-d4.2mm</p>		<p>Z80588 NO. 7637466</p> <p>Mola de painel</p> <p>ALFA ROMEO 156</p> <p>d24x16.5mm 1p-d16.5-14mm</p>
	<p>Z80604 NO. 500382985 - 7739801</p> <p>Mola de painel</p> <p>ALFA ROMEO 156</p> <p>d18.2x21.6mm 1p-d6.4-16.1mm</p>		<p>Z80619 NO. 7677865</p> <p>Mola de painel</p> <p>ALFA ROMEO 156 (932_) 1.6 16V T.SPARK (932.A4, 932.A4100) 09.1997/09.2005 88KW 120CV 1598CC AR 67601 AR 32104 4001195 - ALFA ROMEO 156 (932_) 1.6 16V T.SPARK (932A4) 09.1997/09.2005 82KW 112CV 1598CC AR 32102 4136452 4136380 - ALFA ROMEO 156 (932_) 1.8 16V T.SPARK (932.A3) 09.1997/10.2000 106KW 144CV 1747CC AR 32201 4001196 - ALFA ROMEO 156 (932_) 1.9 JTD (932B2) 09.1997/10.2000 77KW 105CV 1910CC ...</p> <p>d14x12mm 1p-d7.5-10mm</p>


	Z80625	NO. 504056662 - 82421028		Z80668	NO.
	Mola de fixação ALFA ROMEO 156			Mola de painel ALFA ROMEO 156 (932_) 1.6 16V T.SPARK (932.A4, 932.A4100) 09.1997/09.2005 88KW 120CV 1598CC AR 67601 AR 32104 4001195 - ALFA ROMEO 156 (932_) 1.6 16V T.SPARK (932.A4) 09.1997/09.2005 82KW 112CV 1598CC AR 32102 4136452 4136380 - ALFA ROMEO 156 (932_) 1.8 16V T.SPARK (932.A3) 09.1997/10.2000 106KW 144CV 1747CC AR 32201 4001196 - ALFA ROMEO 156 (932_) 1.8 16V T.SPARK (932.A3100) 09.1997/09.2005 103KW ...	
d18x42.5mm		1p-d8-19mm	d20x15.5mm		1p-d8.2-13mm
	Z80669	NO. 7768047		Z80686	NO. 7770156
	Mola de painel ALFA ROMEO 156			Mola de friso ALFA ROMEO 156	
d14x9.8mm		1p-d7.5-7.8mm			
	Z80702	NO. 46408953 - 46748771 - 60813528		Z80707	NO. 60660554
	Mola de fixação ALFA ROMEO 156 (932_) 1.6 16V T.SPARK (932.A4, 932.A4100) 09.1997/09.2005 88KW 120CV 1598CC AR 67601 AR 32104 4001195 - ALFA ROMEO 156 (932_) 1.6 16V T.SPARK (932.A4) 09.1997/09.2005 82KW 112CV 1598CC AR 32102 4136452 4136380 - ALFA ROMEO 156 (932_) 1.8 16V T.SPARK (932.A3) 09.1997/10.2000 106KW 144CV 1747CC AR 32201 4001196 - ALFA ROMEO 156 (932_) 1.8 16V T.SPARK (932.A3100) 09.1997/09.2005 103KW ...			Mola de fixação ALFA ROMEO 156	
d16x25.5mm		1p-8x8-24mm 1f-d4.8mm	12x9.7x21.6mm		1p-11.5x3-19.4mm
	Z80830	NO. 156070584			
	NULL ALFA ROMEO 156				
d24x34mm		1_pino 7x7x22mm			

ALFA ROMEO 159

	A2265	NO. 46834369 - 50501684 - 50514991 - 60814470		A2490	NO. 50501606 - 60694072
	APOIO DO MOTOR LADO DIREITO ALFA ROMEO 159 (939_) 1.9 JTDM 8V (939AXE1B, 939BXE1B, 939BXH1B) 09.2005/11.2011 85KW 115CV 1910CC			APOIO DO MOTOR PARTE DA FRENTE DIREITO ALFA ROMEO 159 (939_) 1.9 JTS (939AXA1B) 09.2005/11.2011 118KW 160CV 1859CC - ALFA ROMEO 159 (939_) 1.9 JTDM 8V (939AXE1B) 09.2005/11.2011 88KW 120CV 1910CC - ALFA ROMEO 159 (939_) 1.9 JTDM 16V (939AXF1B, 939AXC1B) 09.2005/11.2011 100KW 136CV 1910CC - ALFA ROMEO 159 (939_) 1.9 JTDM 16V (939AXC1B, 939AXC12) 09.2005/11.2011 110KW 150CV 1910CC - ALFA ROMEO 159 Sportwagon (939_) 1.9 JTS (939BXA1B...	
170x110x70/100mm		2f-d14mm 3f-d10mm	194x207x125mm		2f-d13mm 1f-d14mm 1f-d15mm 3f-d20mm
	A2493	NO. 5070110 - 50703431 - 50705805		E0164	NO. 50704362 - 50706991 - 51795455
	APOIO SUPORTE AMORTECEDOR FRENTE (GASTA 2 UNIDADES) ALFA ROMEO 159 (939_) 1.8 MPI (939AXL1A) 06.2005/11.2011 103KW 140CV 1796CC 939 A4.000 4136ADU - ALFA ROMEO 159 (939_) 1.9 JTDM 16V (939AXC1B, 939AXC12) 09.2005/11.2011 110KW 150CV 1910CC 939 A2.000 4136ADS 4136650 - ALFA ROMEO 159 (939_) 1.9 JTDM 8V (939AXE1B) 09.2005/11.2011 88KW 120CV 1910CC 939 A1.000 4136AKU 4136656 - ALFA ROMEO 159 (939_) 1.9 JTDM 8V (939AXE1B, 939BXE1B, 939BXH1B) 09.2005/11...			ESTICADOR DA BARRA ESTABILIZADORA DA FRENTE LADO DIREITO ALFA ROMEO 159 (939_) 1.8 TBI (939.AXN1B) 05.2009/12.2012 147KW 200CV 1742CC - ALFA ROMEO 159 (939_) 1.8 MPI (939AXL1A) 06.2005/11.2011 103KW 140CV 1796CC - ALFA ROMEO 159 (939_) 1.9 JTS (939AXA1B) 09.2005/11.2011 118KW 160CV 1859CC - ALFA ROMEO 159 (939_) 2.2 JTS (939AXB1B, 939AXB11) 09.2005/11.2011 136KW 185CV 2198CC - ALFA ROMEO 159 (939_) 3.2 JTS (939AXG2B) 01.2008/11.2011 191KW 260CV 319...	
d142x57mm		1f-d10mm 2p-d10x16mm 1p-d15x30mm	135x35x35mm		2p-d12-31mm
	E0165	NO. 50704681 - 50705312 - 50705703 - 50706005 - 50706474 - 50706475 - 50706595 - 50706598 - 51705704 - 5...		E0166	NO. 50704361 - 50706990 - 51795454
	ESTICADOR DA BARRA ESTABILIZADORA DE TRÁS LADO DIREITO ALFA ROMEO 159 (939_) 1.8 TBI (939.AXN1B) 05.2009/12.2012 147KW 200CV 1742CC - ALFA ROMEO 159 (939_) 1.8 MPI (939AXL1A) 06.2005/11.2011 103KW 140CV 1796CC - ALFA ROMEO 159 (939_) 1.9 JTS (939AXA1B) 09.2005/11.2011 118KW 160CV 1859CC - ALFA ROMEO 159 (939_) 2.2 JTS (939AXB1B, 939AXB11) 09.2005/11.2011 136KW 185CV 2198CC - ALFA ROMEO 159 (939_) 3.2 JTS (939AXG2B) 01.2008/11.2011 191KW 260CV 319...			ESTICADOR DA BARRA ESTABILIZADORA DA FRENTE LADO ESQUERDO ALFA ROMEO 159 (939_) 1.8 TBI (939.AXN1B) 05.2009/12.2012 147KW 200CV 1742CC - ALFA ROMEO 159 (939_) 1.8 MPI (939AXL1A) 06.2005/11.2011 103KW 140CV 1796CC - ALFA ROMEO 159 (939_) 1.9 JTS (939AXA1B) 09.2005/11.2011 118KW 160CV 1859CC - ALFA ROMEO 159 (939_) 2.2 JTS (939AXB1B, 939AXB11) 09.2005/11.2011 136KW 185CV 2198CC - ALFA ROMEO 159 (939_) 3.2 JTS (939AXG2B) 01.2008/11.2011 191KW 260CV 319...	
150x35x35mm		2p-d12-31mm	135x35x37mm		2p-d12-30mm

	<p>E1067 NO. 50704680 - 50705311 - 50705702 - 50706004 - 51795703 - 51795705</p> <p>ESTICADOR DA BARRA ESTABILIZADORA DE TRÁS LADO ESQUERDO</p> <p>ALFA ROMEO 159 (939_) : 1.8 Tbi (939.AXN1B) 05.2009/12.2012 147KW 200CV 1742CC - ALFA ROMEO 159 (939_) : 1.8 MPI (939.AXL1A) 06.2005/11.2011 103KW 140CV 1796CC - ALFA ROMEO 159 (939_) : 1.9 JTS (939.AXA1B) 09.2005/11.2011 118KW 160CV 1859CC - ALFA ROMEO 159 (939_) : 2.2 JTS (939.AXB1B, 939.AXB11) 09.2005/11.2011 136KW 185CV 2198CC - ALFA ROMEO 159 (939_) : 3.2 JTS (939.AXG2B) 01.2008/11.2011 191KW 260CV 319...</p> <p>150x35x35mm 2p-d12-31mm</p>		<p>E0222-M NO. 60662481 - 60815935</p> <p>ESTICADOR SUPORTE APOIO MOTOR FRENTE</p> <p>ALFA ROMEO 159 (939_) : 1.9 JTDM 8V (939.AXE1B, 939.BXE1B, 939.BXH1B) 09.2005/11.2011 85KW 115CV 1910CC</p> <p>218x55x34mm 2f-d10mm</p>
	<p>E0266-M NO. 50502602 - 60694941</p> <p>ESTICADOR SUPORTE APOIO MOTOR TRAS</p> <p>ALFA ROMEO 159 (939_) : 1.8 Tbi (939.AXN1B) 05.2009/12.2012 147KW 200CV 1742CC - ALFA ROMEO 159 (939_) : 1.8 MPI (939.AXL1A) 06.2005/11.2011 103KW 140CV 1796CC - ALFA ROMEO 159 (939_) : 1.9 JTS (939.AXA1B) 09.2005/11.2011 118KW 160CV 1859CC - ALFA ROMEO 159 (939_) : 2.2 JTS (939.AXB1B, 939.AXB11) 09.2005/11.2011 136KW 185CV 2198CC - ALFA ROMEO 159 (939_) : 3.2 JTS Q4 (939.AXH1B, 939.AXG22) 12.2005/11.2011 191...</p> <p>180x140x100mm 2f-d11mm 2f-20x14mm</p>		<p>E0617-M NO. 50502603 - 60694940</p> <p>ESTICADOR SUPORTE APOIO MOTOR TRAS</p> <p>ALFA ROMEO 159 (939_) : 1.8 Tbi (939.AXN1B) 05.2009/12.2012 147KW 200CV 1742CC - ALFA ROMEO 159 (939_) : 1.9 JTDM 8V (939.AXE1B, 939.BXE1B, 939.BXH1B) 09.2005/11.2011 85KW 115CV 1910CC - ALFA ROMEO 159 (939_) : 1.9 JTDM 8V (939.AXE1B) 09.2005/11.2011 88KW 120CV 1910CC - ALFA ROMEO 159 (939_) : 1.9 JTDM 16V (939.AXF1B, 939.AXC1B) 09.2005/11.2011 100KW 136CV 1910CC - ALFA ROMEO 159 (939_) : 1.9 JTDM 16V (939.AX...</p> <p>250x143x96mm 2f-d10mm 2f-14x19mm</p>
	<p>E1092 NO. 51717811</p> <p>ESTICADOR DE ESCAPE</p> <p>ALFA ROMEO 159 (939_) : 1.9 JTS (939.AXA1B) 09.2005/11.2011 118KW 160CV 1859CC - ALFA ROMEO 159 (939_) : 2.2 JTS (939.AXB1B, 939.AXB11) 09.2005/11.2011 136KW 185CV 2198CC - ALFA ROMEO 159 (939_) : 3.2 JTS Q4 (939.AXH1B, 939.AXG22) 12.2005/11.2011 191KW 260CV 3195CC - ALFA ROMEO 159 (939_) : 1.9 JTDM 8V (939.AXE1B, 939.BXE1B, 939.BXH1B) 09.2005/11.2011 85KW 115CV 1910CC - ALFA ROMEO 159 (939_) : 1.9 JTDM 8V (93...</p> <p>55x40x35mm</p>		<p>F1910-T NO. 46308238 - 46308383 - 46308480</p> <p>FOLE DO EIXO DE TRANSMISSÃO LADO DA RODA</p> <p>ALFA ROMEO 159 (939_) : 1.8 Tbi (939.AXN1B) 05.2009/12.2012 147KW 200CV 1742CC - ALFA ROMEO 159 (939_) : 3.2 JTS (939.AXG2B) 01.2008/11.2011 191KW 260CV 3195CC - ALFA ROMEO 159 (939_) : 2.0 JTDM (939.AXP1B) 05.2009/11.2011 125KW 170CV 1956CC - ALFA ROMEO 159 (939_) : 2.4 JTDM (939.AXD12, 939.AXD1B) 09.2005/11.2011 147KW 200CV 2387CC - ALFA ROMEO 159 (939_) : 2.4 JTDM (939.AXD) 07.2007/11.2011 154KW 210CV 23...</p> <p>d120x150mm 1f-d28mm 1f-d100mm</p>
	<p>KF1910-T NO. 46308238 - 46308383 - 46308480</p> <p>KIT DE FOLE TRANSMISSÃO JUNTO À RODA</p> <p>ALFA ROMEO 159 (939_) 1.8 MPI (939.AXL1A) 06.2005/11.2011 103KW 140CV 1796CC 939 A4.000 4136ADU - ALFA ROMEO 159 (939_) 1.8 Tbi (939.AXN1B) 05.2009/12.2012 147KW 200CV 1742CC 939 B1.000 4136AMV - ALFA ROMEO 159 (939_) 2.0 JTDM (939.AXP1B) 05.2009/11.2011 125KW 170CV 1956CC 939 B3.000 4136AMW - ALFA ROMEO 159 (939_) 2.4 JTDM (939.AXD) 07.2007/11.2011 154KW 210CV 2387CC 939 A9.000 4136AIY - ALFA ROMEO ...</p> <p>d111x143mm 1f-d98mm 1f-d27mm</p>		<p>KUBT3021 NO. 77365530</p> <p>KIT BORRACHAS PINÇA TRAVÃO TRÁS LUCAS (PERNOS DE GUIA)</p> <p>ALFA ROMEO 159 (939_) 1.8 MPI (939.AXL1A) 06.2005/11.2011 103KW 140CV 1796CC 939 A4.000 4136ADU - ALFA ROMEO 159 (939_) 1.9 JTDM 16V (939.AXC1B, 939.AXC12) 09.2005/11.2011 110KW 150CV 1910CC 939 A2.000 4136ADS 4136650 - ALFA ROMEO 159 (939_) 1.9 JTDM 16V (939.AXF1B, 939.AXC1B) 09.2005/11.2011 100KW 136CV 1910CC 939 A8.000 937 A8.000 4136AIX 4136661 - ALFA ROMEO 159 (939_) 1.9 JTDM 8V (939.AXE1B) 09.2005...</p> <p>d20x31mm(x2) 2p-d8x5mm 1f-d22mm 1f-d22mm 1f-d22mm(x2)</p>
	<p>KUBT3043 NO. 1f-d31mm 1f-d42mm 1f-d12mm 1f-d10m</p> <p>KIT BORRACHAS TRAVÃO TRÁS</p> <p>ALFA ROMEO 159 (939_) 1.8 Tbi (939.AXN1B) 05.2009/12.2012 147KW 200CV 1742CC 939 B1.000 4136AMV - ALFA ROMEO 159 (939_) 2.4 JTDM (939.AXD) 07.2007/11.2011 154KW 210CV 2387CC 939 A9.000 4136AIY - ALFA ROMEO 159 (939_) 2.4 JTDM (939.AXD12, 939.AXD1B) 09.2005/11.2011 147KW 200CV 2387CC 939 A3.000 4136ADT 4136651 - ALFA ROMEO 159 (939_) 2.4 JTDM Q4 (939.AXMB2) 05.2007/11.2011 154KW 210CV 2387CC 939 A9.000...</p> <p>d53x10mm d47x3mm d18x3mm d16x3mm d15x3mm d12x3mm d10x3mm</p>		<p>KUBT3043 NO. 1f-d31mm 1f-d42mm 1f-d12mm 1f-d10m</p> <p>KIT BORRACHAS TRAVÃO TRÁS</p> <p>ALFA ROMEO 159 Sportwagon (939_) 1.8 Tbi (939.BXN1B) 07.2009/11.2011 147KW 200CV 1742CC 939 B1.000 4136AMX - ALFA ROMEO 159 Sportwagon (939_) 2.4 JTDM (939.BXM1B) 05.2007/12.2012 154KW 210CV 2387CC 939 A9.000 4136AIZ - ALFA ROMEO 159 Sportwagon (939_) 2.4 JTDM (939.BXD1B, 939.BXD12) 03.2006/11.2011 147KW 200CV 2387CC 939 A3.000 4136ACQ - ALFA ROMEO 159 Sportwagon (939_) 2.4 JTDM Q4 (939.BXMB2) 05.2007...</p> <p>d53x10mm d47x3mm d18x3mm d16x3mm d15x3mm d12x3mm d10x3mm</p>
	<p>P1073 NO. 46755869 - 46828746 - 71748375</p> <p>CAPA PEDAL DA EMBRAIAGEM</p> <p>ALFA ROMEO 159 (939_) : 1.9 JTDM 8V (939.AXE1B, 939.BXE1B, 939.BXH1B) 09.2005/11.2011 85KW 115CV 1910CC</p> <p>79x55x9mm</p>		<p>P1091 NO. 71740399</p> <p>CAPA PEDAL DA EMBRAIAGEM</p> <p>ALFA ROMEO 159 (939_) : 1.9 JTS (939.AXA1B) 09.2005/11.2011 118KW 160CV 1859CC - ALFA ROMEO 159 (939_) : 2.2 JTS (939.AXB1B, 939.AXB11) 09.2005/11.2011 136KW 185CV 2198CC - ALFA ROMEO 159 (939_) : 3.2 JTS Q4 (939.AXH1B, 939.AXG22) 12.2005/11.2011 191KW 260CV 3195CC - ALFA ROMEO 159 (939_) : 1.9 JTDM 8V (939.AXE1B, 939.BXE1B, 939.BXH1B) 09.2005/11.2011 85KW 115CV 1910CC - ALFA ROMEO 159 (939_) : 1.9 JTDM 8V (93...</p> <p>89x56x10mm</p>
	<p>P1092 NO. 71740405</p> <p>CAPA PEDAL DO TRAVAO</p> <p>ALFA ROMEO 159 (939_) : 1.9 JTS (939.AXA1B) 09.2005/11.2011 118KW 160CV 1859CC - ALFA ROMEO 159 (939_) : 2.2 JTS (939.AXB1B, 939.AXB11) 09.2005/11.2011 136KW 185CV 2198CC - ALFA ROMEO 159 (939_) : 3.2 JTS Q4 (939.AXH1B, 939.AXG22) 12.2005/11.2011 191KW 260CV 3195CC - ALFA ROMEO 159 (939_) : 1.9 JTDM 8V (939.AXE1B, 939.BXE1B, 939.BXH1B) 09.2005/11.2011 85KW 115CV 1910CC - ALFA ROMEO 159 (939_) : 1.9 JTDM 8V (93...</p> <p>85x56x40mm 1-Pino 8x12mm</p>		<p>R01618 NO. 60693456</p> <p>TUBO SUPERIOR DO RADIADOR</p> <p>ALFA ROMEO 159 (939_) 1.9 JTDM 16V (939.AXC1B, 939.AXC12) 09.2005/11.2011 110KW 150CV 1910CC 939 A2.000 4136ADS 4136650 - ALFA ROMEO 159 (939_) 1.9 JTDM 16V (939.AXF1B, 939.AXC1B) 09.2005/11.2011 100KW 136CV 1910CC 939 A8.000 937 A8.000 4136AIX 4136661 - ALFA ROMEO 159 (939_) 1.9 JTDM 8V (939.AXE1B) 09.2005/11.2011 88KW 120CV 1910CC 939 A1.000 4136AKU 4136656 - ALFA ROMEO 159 (939_) 1.9 JTDM 8V (939.AXE...</p> <p>B580-32/34mm 55-91-165-143-154-64mm</p>
	<p>R017565 NO. 51718143 - 51735329</p> <p>TUBO DO AR SOBREALIMENTAÇÃO</p> <p>ALFA ROMEO 159 (939_) : 1.9 JTDM 8V (939.AXE1B) 09.2005/11.2011 88KW 120CV 1910CC</p> <p>B506-34/48mm 107x315x65x61mm</p>		<p>R018593 NO. 46818750 - 50516355 - 51709470 - 60671698 - 60680251</p> <p>TUBO DO AR SOBREALIMENTAÇÃO</p> <p>ALFA ROMEO 159 (939_) : 1.9 JTDM 8V (939.AXE1B, 939.BXE1B, 939.BXH1B) 09.2005/11.2011 85KW 115CV 1910CC</p> <p>B466-47/53mm 81x89x201x108mm</p>

	<p>R018969 NO. 46456214 - 46456294 - 60813937</p> <p>TUBO DO COMPRESSOR DO OLEO</p> <p>ALFA ROMEO 159 (939_) 1.9 JTDM 8V (939AXE1B, 939BXE1B, 939BXH1B) 09.2005/11.2011 85KW 115CV 1910CC</p> <p>B92-19/19mm 44x47mm</p>		<p>R019309 NO. 55241968 - 71749244</p> <p>TUBO DA VALVULA DO REGULADOR VELOCIDADE</p> <p>ALFA ROMEO 159 (939_) 2.0 JTDM (939AXP1B) 05.2009/11.2011 125KW 170CV 1956CC 939 B3.000 4136AMW - ALFA ROMEO 159 (939_) 2.0 JTDM (939AXR1B) 06.2010/11.2011 100KW 136CV 1956CC 939 B4.000 4136AIX - ALFA ROMEO 159 Sportwagon (939_) 2.0 JTDM (939BXP1B) 07.2009/11.2011 125KW 170CV 1956CC 939 B3.000 4136AMY - ALFA ROMEO 159 Sportwagon (939_) 2.0 JTDM (939BXQ1B) 05.2009/11.2011 120KW 163CV 1956CC 844 A2....</p> <p>B80-14/15mm 37x73mm 1f-d7mm</p>
	<p>R019346 NO. 50501562 - 60698400</p> <p>TUBO DO AR SOBREALIMENTAÇÃO</p> <p>ALFA ROMEO 159 (939_) 1.9 JTDM 16V (939AXC1B, 939AXC12) 09.2005/11.2011 110KW 150CV 1910CC 939 A2.000 4136ADS 4136650 - ALFA ROMEO 159 Sportwagon (939_) 1.9 JTDM 16V (939BXC1B, 939BXC12) 03.2006/11.2011 110KW 150CV 1910CC 939 A2.000 4136ACP</p> <p>B360-d49/d56mm</p>		<p>RT80185 NO. 60698794</p> <p>TUBO DE TRAVÃO FRENTE LH-RH</p> <p>ALFA ROMEO 159 Sportwagon (939_) 1.9 JTDM 16V (939BXC1B) 03.2006/11.2011 100KW 136CV 1910CC 937 A8.000 4136ACS - ALFA ROMEO 159 Sportwagon (939_) 1.9 JTDM 16V (939BXC1B, 939BXC12) 03.2006/11.2011 110KW 150CV 1910CC 939 A2.000 4136ACP - ALFA ROMEO 159 Sportwagon (939_) 1.9 JTDM 8V (939AXH1B, 939BXH1B) 03.2006/11.2011 85KW 115CV 1910CC 937 A7.000 4136ACU - ALFA ROMEO 159 Sportwagon (939_) 1.9 JTDM 8...</p> <p>524mm FB23 - MC11</p>
	<p>RT80185 NO. 60698794</p> <p>TUBO DE TRAVÃO FRENTE LH-RH</p> <p>ALFA ROMEO 159 (939_) 1.9 JTDM 16V (939AXC1B, 939AXC12) 09.2005/11.2011 110KW 150CV 1910CC 939 A2.000 4136ADS 4136650 - ALFA ROMEO 159 (939_) 1.9 JTDM 16V (939AXF1B, 939AXC1B) 09.2005/11.2011 100KW 136CV 1910CC 939 A8.000 937 A8.000 4136AIX 4136661 - ALFA ROMEO 159 (939_) 1.9 JTDM 8V (939AXE1B) 09.2005/11.2011 88 120 1910 939 A1.000 4136AKU 4136656 - ALFA ROMEO 159 (939_) 1.9 JTDM 8V (939AXE1B, 93...</p> <p>524mm FB23 - MC11</p>		<p>S1578 NO. 60652168 - 60652712</p> <p>SILENTBLOC TIRANTE BARRA ESTABILIZADORA TRÁS</p> <p>ALFA ROMEO 159 (939_) 1.9 JTDM 8V (939AXE1B, 939BXE1B, 939BXH1B) 09.2005/11.2011 85KW 115CV 1910CC 939 A7.000 937 A7.000 4136AKV 4136662</p> <p>d39x30mm c24mm 1f-d12mm</p>
	<p>S1585 NO. 50704947 - 50704948</p> <p>SILENT BLOC DO BRAÇO DA SUSPENSÃO DA FRENTE</p> <p>ALFA ROMEO 159 (939_) 1.8 MPI (939AXL1A) 06.2005/11.2011 103KW 140CV 1796CC 939 A4.000 4136ADU - ALFA ROMEO 159 (939_) 1.8 TBI (939.AXN1B) 05.2009/12.2012 147KW 200CV 1742CC 939 B1.000 4136AMV - ALFA ROMEO 159 (939_) 1.9 JTDM 16V (939AXC1B, 939AXC12) 09.2005/11.2011 110KW 150CV 1910CC 939 A2.000 4136ADS 4136650 - ALFA ROMEO 159 (939_) 1.9 JTDM 16V (939AXF1B, 939AXC1B) 09.2005/11.2011 100KW 136CV 1910CC 939 A8.000 937 A8.000 4136AIX 4136661 - ALFA ROMEO 159 (939_) 1.9 JTDM 8V (939AXE1B) 09.2005/11.2011 88 120 1910 939 A1.000 4136AKU 4136656 - ALFA ROMEO 159 (939_) 1.9 JTDM 8V (939AXE1B, 93...</p> <p>d43x40mm c25mm 1f-d13mm</p>		<p>S1586 NO. 50704947 - 50704948</p> <p>SILENT BLOC DO BRAÇO DA SUSPENSÃO DA FRENTE</p> <p>ALFA ROMEO 159 (939_) 1.8 MPI (939AXL1A) 06.2005/11.2011 103KW 140CV 1796CC 939 A4.000 4136ADU - ALFA ROMEO 159 (939_) 1.8 TBI (939.AXN1B) 05.2009/12.2012 147KW 200CV 1742CC 939 B1.000 4136AMV - ALFA ROMEO 159 (939_) 1.9 JTDM 16V (939AXC1B, 939AXC12) 09.2005/11.2011 110KW 150CV 1910CC 939 A2.000 4136ADS 4136650 - ALFA ROMEO 159 (939_) 1.9 JTDM 16V (939AXF1B, 939AXC1B) 09.2005/11.2011 100KW 136CV 1910CC 939 A8.000 937 A8.000 4136AIX 4136661 - ALFA ROMEO 159 (939_) 1.9 JTDM 8V (939AXE1B) 09.2005/11.2011 88 120 1910 939 A1.000 4136AKU 4136656 - ALFA ROMEO 159 (939_) 1.9 JTDM 8V (939AXE1B, 93...</p> <p>d41x39mm c26mm 1f-d13mm</p>
	<p>S1859 NO. 46402825 - 60682636 - 60801315 - 82315794</p> <p>SILENT-BLOC BRAÇO SUSPENSÃO TRÁS PARTE BAIXO</p> <p>ALFA ROMEO 159 (939_) 1.9 JTDM 8V (939AXE1B, 939BXE1B, 939BXH1B) 09.2005/11.2011 85KW 115CV 1910CC 939 A7.000 937 A7.000 4136AKV 4136662</p> <p>d32x32mm c26mm 1f-d12mm</p>		<p>T1230 NO. 46555183 - 60685154</p> <p>BATENTE DA BARRA ESTABILIZADORA DE TRÁS</p> <p>ALFA ROMEO 159 (939_) 1.9 JTDM 8V (939AXE1B, 939BXE1B, 939BXH1B) 09.2005/11.2011 85KW 115CV 1910CC 939 A7.000 937 A7.000 4136AKV 4136662</p> <p>30x33x32mm 1f-d13mm</p>
	<p>UAP83244 NO. 55221016</p> <p>ANILHA PROTEÇÃO TÉRMICA INJECTORES</p> <p>ALFA ROMEO 159 (939_) 1.9 JTDM 16V (939AXC1B, 939AXC12) 09.2005/11.2011 110KW 150CV 1910CC 939 A2.000 4136ADS 4136650 - ALFA ROMEO 159 (939_) 1.9 JTDM 16V (939AXF1B, 939AXC1B) 09.2005/11.2011 100KW 136CV 1910CC 939 A8.000 937 A8.000 4136AIX 4136661 - ALFA ROMEO 159 (939_) 1.9 JTDM 8V (939AXE1B) 09.2005/11.2011 88KW 120CV 1910CC 939 A1.000 4136AKU 4136656 - ALFA ROMEO 159 (939_) 2.0 JTDM (939AXP1B)...</p> <p>d15x2mm 1f-d7mm</p>		<p>UCRZ1083 NO. 46308125 - 46308126 - 60802020</p> <p>CRUZETA VEIO TRANSMISSÃO TRIPODE D43,20MM/26 DENTES</p> <p>ALFA ROMEO 159 (939_) 1.9 JTDM 16V (939AXC1B, 939AXC12) 09.2005/11.2011 110KW 150CV 1910CC 939 A2.000 4136ADS 4136650 - ALFA ROMEO 159 (939_) 1.9 JTDM 16V (939AXF1B, 939AXC1B) 09.2005/11.2011 100KW 136CV 1910CC 939 A8.000 937 A8.000 4136AIX 4136661 - ALFA ROMEO 159 (939_) 1.9 JTDM 8V (939AXE1B) 09.2005/11.2011 88KW 120CV 1910CC 939 A1.000 4136AKU 4136656 - ALFA ROMEO 159 (939_) 1.9 JTDM 8V (939AXE1B)...</p> <p>d43.2mm 26 dentes</p>
	<p>UTR0826 NO. 0046742378 - 130687 - 130695 - 46521714 - 46742378 - 46764668 - 46826676 - 60654688 - 60665757</p> <p>TAMPÃO RESERVATÓRIO LIQUIDO REFRIGERAÇÃO</p> <p>ALFA ROMEO 159 (939_) 1.8 TBI (939.AXN1B) 05.2009/12.2012 147KW 200CV 1742CC 939 B1.000 4136AMV</p> <p>d52x25mm 1f-d45x12mm</p>		<p>UTR1212 NO. 71740943 - 1556190</p> <p>TAMPÃO RESERVATÓRIO LAVA VIDROS</p> <p>ALFA ROMEO 159 (939_) 1.8 MPI (939AXL1A) 06.2005/11.2011 103KW 140CV 1796CC 939 A4.000 4136ADU - ALFA ROMEO 159 (939_) 1.8 TBI (939.AXN1B) 05.2009/12.2012 147KW 200CV 1742CC 939 B1.000 4136AMV - ALFA ROMEO 159 (939_) 1.9 JTDM 16V (939AXC1B, 939AXC12) 09.2005/11.2011 110KW 150CV 1910CC 939 A2.000 4136ADS 4136650 - ALFA ROMEO 159 (939_) 1.9 JTDM 16V (939AXF1B, 939AXC1B) 09.2005/11.2011 100KW 136CV 1910CC 939 A8.000 937 A8.000 4136AIX 4136661 - ALFA ROMEO 159 (939_) 1.9 JTDM 8V (939AXE1B) 09.2005/11.2011 88 120 1910 939 A1.000 4136AKU 4136656 - ALFA ROMEO 159 (939_) 1.9 JTDM 8V (939AXE1B, 93...</p> <p>d40x16mm 1f-d30mm</p>
	<p>UTR1212 NO. 71740943</p> <p>TAMPÃO RESERVATÓRIO LAVA VIDROS</p> <p>ALFA ROMEO 159 Sportwagon (939_) 1.8 MPI (939BXL1A) 06.2005/11.2011 103KW 140CV 1796CC 939 A4.000 4136ADV - ALFA ROMEO 159 Sportwagon (939_) 1.8 TBI (939BXN1B) 07.2009/11.2011 147KW 200CV 1742CC 939 B1.000 4136AMX - ALFA ROMEO 159 Sportwagon (939_) 1.9 JTDM 16V (939BXC1B) 03.2006/11.2011 100KW 136CV 1910CC 937 A8.000 939 A8.000 4136ACS - ALFA ROMEO 159 Sportwagon (939_) 1.9 JTDM 16V (939BXC1B, 939...</p> <p>d40x16mm 1f-d30mm</p>		<p>W5093 NO. 46447843 - 46447845 - 46544612 - 46742883 - 46780491 - 55185409 - 55190424 - 55196301 - 5519...</p> <p>POLIE DA CAMBOTA (6 PISTAS)</p> <p>ALFA ROMEO 159 - 1.9 JTDM 8V - 1.9 JTDM 16V (APÓS 09-2005) - SPORTWAGON - 1.9 JTDM 8V - 1.9 JTDM 16V (APÓS 03-2006)</p> <p>d165mm d30.5mm</p>

	Z80619	NO. 7677865		
	Mola de painel ALFA ROMEO 159			
	d14x12mm	1p-d7.5-10mm		

ALFA ROMEO 164




	E0043	NO. 102508 - 102866 - 60503033 - 60522113 - 60563746 - 60573784 - 60751167 - 94222502		E0196	NO. 60561654 - 60570365 - 60801433 - 82398688
	ESTICADOR DE ESCAPE ALFA ROMEO 164 (164_) : 2.0 (164A2C) 06.1987/09.1998 102KW 138CV 1962CC - ALFA ROMEO 164 (164_) : 2.0 T.S. (164.A2C, 164.A2L) 06.1987/09.1992 105KW 143CV 1962CC - ALFA ROMEO 164 (164_) : 2.0 T.S. (164.A2H) 06.1987/09.1992 109KW 148CV 1962CC - ALFA ROMEO 164 (164_) : 2.0 T.S. (164.H3) 09.1992/09.1998 106KW 144CV 1995CC - ALFA ROMEO 164 (164_) : 2.0 Turbo (164A2B) 10.1987/09.1998 128KW 174CV 1995CC - ALF...			ESTICADOR DA BARRA ESTABILIZADORA DA FRENTE ALFA ROMEO 164 (164_) : 2.0 (164A2C) 06.1987/09.1998 102KW 138CV 1962CC - ALFA ROMEO 164 (164_) : 2.0 (164A2C, 164A2L, 164A2H) 11.1987/10.1992 105KW 143CV 1962CC - ALFA ROMEO 164 (164_) : 2.0 T.S. (164.A2C, 164.A2L) 06.1987/09.1992 105KW 143CV 1962CC - ALFA ROMEO 164 (164_) : 2.0 Twin Spark (164A2C, 164A2L, 164A2H) 07.1990/10.1992 105KW 143CV 1962CC - ALFA ROMEO 164 (164_) : 2.0 Twin Spark (164A2) 06.1...	
	E1082	NO. 60573170		F0469-I	NO. 16110170470102 - 16410.17047.01.02 - 16410170470106 - 60805170 - 60811991 - 700610 - 893487283
	ESTICADOR ESCAPE ALFA ROMEO 164 (164_) : 2.5 V6 (164A1C) 09.1992/09.1998 120KW 163CV 2492CC			FOLE DA TRANSMISSÃO LADO DA CAIXA ALFA ROMEO 164 (164_) : 2.0 T.S. (164.H3) 09.1992/09.1998 106KW 144CV 1995CC	
	F1118-I	NO. 60760026		F1119-I	NO. 9943835
	FOLE DA DIRECÇÃO LADO DIREITO ALFA ROMEO 164 (164_) : 2.0 (164A2C) 06.1987/09.1998 102KW 138CV 1962CC - ALFA ROMEO 164 (164_) : 2.0 (164A2C, 164A2L, 164A2H) 11.1987/10.1992 105KW 143CV 1962CC - ALFA ROMEO 164 (164_) : 2.0 T.S. (164.A2C, 164.A2L) 06.1987/09.1992 105KW 143CV 1962CC - ALFA ROMEO 164 (164_) : 2.0 Twin Spark (164A2C, 164A2L, 164A2H) 07.1990/10.1992 105KW 143CV 1962CC - ALFA ROMEO 164 (164_) : 2.0 Twin Spark (164A2) 06.1...			FOLE DA DIRECÇÃO LADO ESQUERDO ALFA ROMEO 164 (164_) : 2.0 (164A2C) 06.1987/09.1998 102KW 138CV 1962CC - ALFA ROMEO 164 (164_) : 2.0 (164A2C, 164A2L, 164A2H) 11.1987/10.1992 105KW 143CV 1962CC - ALFA ROMEO 164 (164_) : 2.0 T.S. (164.A2C, 164.A2L) 06.1987/09.1992 105KW 143CV 1962CC - ALFA ROMEO 164 (164_) : 2.0 Twin Spark (164A2C, 164A2L, 164A2H) 07.1990/10.1992 105KW 143CV 1962CC - ALFA ROMEO 164 (164_) : 2.0 Twin Spark (164A2) 06.1...	
	F1335-I	NO. 36020064		F1336-I	NO. 36020065
	FOLE DA DIRECÇÃO LADO DIREITO ALFA ROMEO 164 (164_) : 2.0 (164A2C) 06.1987/09.1998 102KW 138CV 1962CC - ALFA ROMEO 164 (164_) : 2.0 (164A2C, 164A2L, 164A2H) 11.1987/10.1992 105KW 143CV 1962CC - ALFA ROMEO 164 (164_) : 2.0 T.S. (164.A2C, 164.A2L) 06.1987/09.1992 105KW 143CV 1962CC - ALFA ROMEO 164 (164_) : 2.0 Twin Spark (164A2C, 164A2L, 164A2H) 07.1990/10.1992 105KW 143CV 1962CC - ALFA ROMEO 164 (164_) : 2.0 Twin Spark (164A2) 06.1...			FOLE DA DIRECÇÃO DO LADO ESQUERDO ALFA ROMEO 164 (164_) : 2.0 (164A2C) 06.1987/09.1998 102KW 138CV 1962CC - ALFA ROMEO 164 (164_) : 2.0 (164A2C, 164A2L, 164A2H) 11.1987/10.1992 105KW 143CV 1962CC - ALFA ROMEO 164 (164_) : 2.0 T.S. (164.A2C, 164.A2L) 06.1987/09.1992 105KW 143CV 1962CC - ALFA ROMEO 164 (164_) : 2.0 Twin Spark (164A2C, 164A2L, 164A2H) 07.1990/10.1992 105KW 143CV 1962CC - ALFA ROMEO 164 (164_) : 2.0 Twin Spark (164A2) 06.1...	
	F1370-I	NO. 9941582 - 9944453 - 9947369 - 9950650		F1641A-I	NO. 46307475
	FOLE DA DIRECÇÃO LADO DIREITO E ESQUERDO ALFA ROMEO 164 (164_) : 2.5 V6 (164A1C) 09.1992/09.1998 120KW 163CV 2492CC			FOLE DA TRANSMISSÃO JUNTO Á CAIXA ALFA ROMEO 164 (164_) : 2.0 (164A2C) 06.1987/09.1998 102KW 138CV 1962CC AR 06416 - ALFA ROMEO 164 (164_) : 2.0 (164A2C, 164A2L, 164A2H) 11.1987/10.1992 105KW 143CV 1962CC AR 64103AR 06420 - ALFA ROMEO 164 (164_) : 2.0 Twin Spark (164A2C, 164A2L, 164A2H) 07.1990/10.1992 105KW 143CV 1962CC AR 06416AR 06420	
	F1822-I	NO. 60811991 - 9945301		F4009	NO. 102185 - 60501744 - 60801443
	FOLE DA TRANSMISSÃO JUNTO Á CAIXA ALFA ROMEO 164 (164_) : 2.0 T.S. (164.H3) 09.1992/09.1998 106KW 144CV 1995CC - ALFA ROMEO 164 (164_) : 2.0 V6 Turbo (164.K3) 09.1992/09.1998 148KW 201CV 1996CC - ALFA ROMEO 164 (164_) : 2.5 V6 (164A1C) 09.1992/09.1998 120KW 163CV 2492CC - ALFA ROMEO 164 (164_) : 3.0 V6 (164.H1A, 164.H1B, 164.K1P) 09.1992/09.1998 132KW 180CV 2959CC - ALFA ROMEO 164 (164_) : 3.0 24V (164.K1) 09.1992/09.1998 155KW 211CV 2...			FOLE AMORTECEDOR CAPA DE PROTECÇÃO FRENTE (GASTA 2 UNIDADES) ALFA ROMEO 164 (164_) : 2.0 (164A2C) 06.1987/09.1998 102KW 138CV 1962CC - ALFA ROMEO 164 (164_) : 2.0 (164A2C, 164A2L, 164A2H) 11.1987/10.1992 105KW 143CV 1962CC - ALFA ROMEO 164 (164_) : 2.0 T.S. (164.A2C, 164.A2L) 06.1987/09.1992 105KW 143CV 1962CC - ALFA ROMEO 164 (164_) : 2.0 Twin Spark (164A2) 06.1987/09.1992 109KW 148CV 1962CC - ALFA ROMEO 164 (164_) : 2.0 T.S. (164.A2H) 06.1987/09.1992 109KW 148...	

	<p>KF1040 NO. 164101793201 - 60556609 - 60805116</p> <p>KIT DE FOLE DO CARDAN JUNTO À RODA</p> <p>ALFA ROMEO 164 (164_) 2.0 T.S. (164.A2C, 164.A2L) 06.1987/09.1992 105KW 143CV 1962CC AR 06416 AR 06420 4114370 4001955 - ALFA ROMEO 164 (164_) 2.0 T.S. (164.A2H) 06.1987/09.1992 109KW 148CV 1962CC AR 06420 4114368 - ALFA ROMEO 164 (164_) 2.0 T.S. (164.H3) 09.1992/09.1998 106KW 144CV 1995CC AR 64103 4001190 4001630 - ALFA ROMEO 164 (164_) 2.0 V6 Turbo (164.A2G, 164.A2F) 03.1991/09.1992 150KW 204CV ...</p> <p>d110x90mm 1f-d92mm 1f-d24mm</p>		<p>KF1060 NO. 60808619</p> <p>KIT DE FOLE DO CARDAN JUNTO À RODA</p> <p>ALFA ROMEO 164 (164_) 2.0 T.S. (164.H3) 09.1992/09.1998 106KW 144CV 1995CC AR 64103 4001190 4001630</p> <p>d100x100mm 1f-d78mm 1f-d24mm</p>
	<p>N2331 NO. 1160030083 - 116003008300 - 60521386 - 60521387</p> <p>ANEL ESCAPE</p> <p>ALFA ROMEO 164</p> <p>d58x14mm 1f-d31mm</p>		<p>N3727 NO. 861253147</p> <p>ANEL DE ESCAPE</p> <p>ALFA ROMEO 164 (164_) 2.5 TD (164.K2A, 164.K2B) 09.1992/09.1998 92KW 125CV 2499CC VM 08 B VM 32 B 4001635 4001184</p> <p>d55x12mm 1f-d31mm</p>
	<p>P1101 NO. 60511695</p> <p>CAPA DE PEDAL TRAVAO/EMBRAIAGEM (GASTA 2 UNIDADES)</p> <p>ALFA ROMEO 164 (164_) 2.0 T.S. (164.A2C, 164.A2L) 06.1987/09.1992 105KW 143CV 1962CC - ALFA ROMEO 164 (164_) 2.0 T.S. (164.A2C, 164.A2L) 06.1987/09.1992 105KW 143CV 1962CC - ALFA ROMEO 164 (164_) 2.0 T.S. (164.A2H) 06.1987/09.1992 109KW 148CV 1962CC - ALFA ROMEO 164 (164_) 2.0 T.S. (164.A2H) 06.1987/09.1992 109KW 148CV 1962CC - ALFA ROMEO 164 (164_) 2.0 T.S. (164.A2H) 06.1987/09.1992 109KW 148CV 1962CC - ALFA ROMEO 164 (164_) 2.0 T.S. (164.H3) 09.1992/09.1998 106KW 144C...</p> <p>75x70x10mm 65-60mm</p>		<p>RT08435 NO. 164003254500 - 60546646</p> <p>TUBO DE TRAVÃO TRÁS LH-RH</p> <p>ALFA ROMEO 164 (164_) 2.0 (164A2C) 06.1987/09.1998 102KW 138CV 1962CC AR 06416 - ALFA ROMEO 164 (164_) 2.0 T.S. (164.A2H) 06.1987/09.1992 109KW 148CV 1962CC AR 06420 4114368 - ALFA ROMEO 164 (164_) 2.0 T.S. (164.H3) 09.1992/09.1998 106KW 144CV 1995CC AR 64103 4001190 4001630 - ALFA ROMEO 164 (164_) 2.0 Turbo (164A2B) 10.1987/09.1998 128KW 174CV 1995CC AR 06476 - ALFA ROMEO 164 (164_) 2.0 V6 Turbo ...</p> <p>428mm FB23 - MC11</p>
	<p>S1161D20 NO. 7601065</p> <p>SILENT- BLOC CENTRAL DO BRAÇO DA SUSPENSÃO DIANTEIRO (DIREITO)</p> <p>ALFA ROMEO 164 (164_) 2.5 V6 (164A1C) 09.1992/09.1998 120KW 163CV 2492CC AR 66201 4001651</p> <p>120x60x50mm 1f-d20mm 2r-d10mm</p>		<p>S1161D21 NO. 60603027</p> <p>SILENT-BLOC CENTRAL DO BRAÇO DA SUSPENSÃO DIANTEIRO (DIREITO)</p> <p>ALFA ROMEO 164 (164_) 2.5 V6 (164A1C) 09.1992/09.1998 120KW 163CV 2492CC AR 66201 4001651</p> <p>120x60x50mm 1f-d21mm 2r-d10mm</p>
	<p>S1162E20 NO. 7601068</p> <p>SILENT- BLOC CENTRAL DO BRAÇO DA SUSPENSÃO DIANTEIRO(ESQUERDO)</p> <p>ALFA ROMEO 164 (164_) 2.5 V6 (164A1C) 09.1992/09.1998 120KW 163CV 2492CC AR 66201 4001651</p> <p>120x60x50mm 1f-d20mm 2r-d10mm</p>		<p>S1162E21 NO. 60603028</p> <p>SILENT- BLOC CENTRAL DO BRAÇO DA SUSPENSÃO DIANTEIRO(ESQUERDO)</p> <p>ALFA ROMEO 164 (164_) 2.5 V6 (164A1C) 09.1992/09.1998 120KW 163CV 2492CC AR 66201 4001651</p> <p>120x60x50mm 1f-d21mm 2r-d10mm</p>
	<p>S1859 NO. 46402825 - 60682636 - 60801315 - 82315794</p> <p>SILENT-BLOC BRAÇO SUSPENSÃO TRÁS PARTE BAIXO</p> <p>ALFA ROMEO 164 (164_) 2.0 (164A2C) 06.1987/09.1998 102KW 138CV 1962CC AR 06416 - ALFA ROMEO 164 (164_) 2.0 (164A2C, 164A2L, 164A2H) 11.1987/10.1992 105KW 143CV 1962CC AR 06420 - ALFA ROMEO 164 (164_) 2.0 T.S. (164.A2C, 164.A2L) 06.1987/09.1992 105KW 143CV 1962CC AR 06416 AR 06420 4114370 4001955 - ALFA ROMEO 164 (164_) 2.0 T.S. (164.A2H) 06.1987/09.1992 109KW 148CV 1962CC AR 06420 4114368 - ALFA R...</p> <p>d32x32mm c26mm 1f-d12mm</p>		<p>S2146 NO. 60562251 - 60808152 - 82405324 - 82448242</p> <p>SILENT-BLOC DO ESTICADOR MOTOR PARTE DA FRENTE</p> <p>ALFA ROMEO 164 (164_) 168 2.0 Turbo (164A2B) 10.1987/09.1998 128KW 174CV 1995CC AR 06476 - ALFA ROMEO 164 (164_) 168 2.0 V6 Turbo (164.A2G, 164.A2F) 03.1991/09.1992 150KW 204CV 1996CC AR 64101 4001958 4114406 - ALFA ROMEO 164 (164_) 168 2.0 V6 Turbo (164.K3) 09.1992/09.1998 148KW 201CV 1996CC AR 64102 4001189 4001633</p> <p>d40x34mm c28mm-1f-d10mm</p>
	<p>U0091-I NO. 60807644</p> <p>VEDAÇÃO VARETA ÓLEO</p> <p>ALFA ROMEO 164 (164_) : 2.5 V6 (164A1C) 09.1992/09.1998 120KW 163CV 2492CC - ALFA ROMEO 164 (164_) : 3.0 V6 (164.AD, 164.AH, 164.AB) 06.1987/09.1992 135KW 184CV 2959CC</p> <p>43x17mm d-11mm 1f-d5mm</p>		<p>U0306 NO. 60806429 - 7584934</p> <p>ANILHA SUSPENSÃO TRÁS</p> <p>ALFA ROMEO 164 (164_) 2.5 V6 (164A1C) 09.1992/09.1998 120KW 163CV 2492CC AR 66201 4001651</p> <p>d86/60x19mm 1f-d48mm</p>
	<p>U15617 NO. 46418009</p> <p>UNIÃO VÁLVULA DE ESGUICHO</p> <p>ALFA 164</p> <p>35x14x14mm 3f-d3x5x11mm</p>		<p>UTR0801 NO. 1325237080 - 1341182080 - 46402982 - 46441776 - 46457390 - 46556737 - 46556739 - 5951554 - 60507797 ...</p> <p>TAMPA DEPOSITO LIQUIDO REFRIGERAÇÃO</p> <p>ALFA ROMEO 164</p> <p>d55x26mm 1f-d46x14mm</p>

	<p>UTR0816 NO. 46402983 - 46556738 - 60807748</p> <p>TAMPÃO RESERVATÓRIO LIQUIDO REFRIGERAÇÃO</p> <p>ALFA ROMEO 166 (936_) 2.0 T.Spark (936A3A_) 09.1998/10.2000 114KW 155CV 1970CC AR 34103 4136369 - ALFA ROMEO 166 (936_) 2.0 T.Spark (936A3B00) 10.2000/06.2007 110KW 150CV 1970CC AR 36301 4136435 2.0 V6 (936A3_) 09.1998/10.2000 151KW 205CV 1996CC AR 34102 4136368 - ALFA ROMEO 166 (936_) 2.4 JTD (936A2A_) 09.1998/10.2000 100KW 136CV 2387CC AR 34202 4136367 - ALFA ROMEO 166 (936_) 2.4 JTD (936A2B...)</p> <p>d52x27mm 1f-d45x13mm 1-ponteira-d7x30mm</p>		<p>UTR0824 NO. 1306E7 - 46556738 - 60807748</p> <p>TAMPÃO RESERVATÓRIO LIQUIDO REFRIGERAÇÃO</p> <p>ALFA ROMEO 164 (164_) 2.0 T.S. (164.A2H) 06.1987/09.1992 109KW 148CV 1962CC AR 06420 4114368 - ALFA ROMEO 164 (164_) 2.0 V6 Turbo (164.A2G, 164.A2F) 03.1991/09.1992 150KW 204CV 1996CC AR 64101 4001958 4114406 - ALFA ROMEO 164 (164_) 2.0 V6 Turbo (164.K3) 09.1992/09.1998 148KW 201CV 1996CC AR 64102 4001189 4001633 - ALFA ROMEO 164 (164_) 2.5 TD (164.A1A) 06.1987/09.1992 84KW 114CV 2499CC VM 84 A 41...</p> <p>d52x25mm 1f-d45x12mm 1-ponteira-d7x30mm</p>
	<p>UTR0896 NO. 46402981 - 46556737 - 5951554 - 5974557 - 60811544 - 7745779</p> <p>TAMPÃO RESERVATÓRIO LIQUIDO REFRIGERAÇÃO</p> <p>ALFA ROMEO 164 (164_) 2.0 (164A2C) (De 1987.06 Até 1998.09) 102kW 138cv 1962cm3 três volumes - ALFA ROMEO 164 (164_) 2.0 (164A2C, 164A2L, 164A2H) (De 1987.11 Até 1992.10) 105kW 143cv 1962cm3 três volumes - ALFA ROMEO 164 (164_) 2.0 T.S. (164.A2C, 164.A2L) (De 1987.06 Até 1992.09) 105kW 143cv 1962cm3 três volumes - ALFA ROMEO 164 (164_) 2.0 T.S. (164.A2H) (De 1987.06 Até 1992.09) ...</p> <p>d79/59x28mm d38x26mm</p>		<p>UTV83026 NO. 55189930 - 60801006 - 60808630 - 60809044 - 7734022 - 7740368</p> <p>TAMPÃO VEDAÇÃO BUJÃO</p> <p>ALFA ROMEO 164 (164_) 2.0 Turbo (De 10-1987 Até 09-1998) 128kW 174CV 1995cc três volumes ALFA ROMEO 164 (164_) 2.0 Turbo (De 02-1988 Até 10-1992) 129kW 175CV 1995cc três volumes ALFA ROMEO 164 (164_) 2.0 V6 Turbo (164.A2G - 164.A2F) (De 03-1991 Até 09-1992) 150kW 204CV 1996cc três volumes</p> <p>d21x13mm 1f-12mm</p>
	<p>Z10675 NO. 51722681</p> <p>Mola de fixação</p> <p>ALFA ROMEO 164</p> <p>d9.5x21.5mm 1p-d5.5-12mm</p>		<p>Z80352 NO. 14567187 - 17886087</p> <p>Mola de painel</p> <p>ALFA ROMEO 164</p> <p>d15x19mm 1p-d8-16.5mm</p>
	<p>Z80476 NO. 14188282 - 46306526 - 60507749</p> <p>Mola de painel</p> <p>ALFA ROMEO 164</p> <p>d18x20.5mm 1p-d8-14mm</p>		<p>Z80541 NO. 46305824</p> <p>Mola de painel</p> <p>ALFA ROMEO 164</p> <p>d9.5x12.5mm 1p-d5.7-11mm</p>
	<p>Z80586 NO. 82448727</p> <p>Mola de fixação</p> <p>ALFA ROMEO 164</p> <p>d12.8x22.5mm 1p-d6.5-8.5mm</p>		<p>Z80607 NO. 500358569 - 9621837480</p> <p>Mola de fixação</p> <p>ALFA ROMEO 164</p> <p>d16x21mm 1p-d5.5-10mm</p>
	<p>Z80654 NO. 7556533</p> <p>Mola de fixação</p> <p>ALFA ROMEO 164</p> <p>d12.8x28mm 1p-d6.2-11.5mm</p>		<p>Z80702 NO. 46408953 - 46748771 - 60813528</p> <p>Mola de fixação</p> <p>ALFA ROMEO 164</p> <p>d16x25.5mm 1p-8x8-24mm 1f-d4.8mm</p>
	<p>Z80703 NO. 5988006</p> <p>Mola de fixação</p> <p>ALFA ROMEO 164</p> <p>d15x24mm 1p-d6.5-12mm</p>		

	<p>C0239 NO. 7635984</p> <p>BOTÃO AFINAÇÃO CAPÔT</p> <p>ALFA ROMEO 166 (936_) : 2.0 T.Spark (936A3B00) 10.2000/06.2007 110KW 150CV 1970CC - ALFA ROMEO 166 (936_) : 2.0 T.Spark (936A3A_) 09.1998/10.2000 114KW 155CV 1970CC - ALFA ROMEO 166 (936_) : 2.0 V6 (936A3_) 09.1998/10.2000 151KW 205CV 1996CC - ALFA ROMEO 166 (936_) : 2.5 V6 24V (936A2_) 10.2000/06.2007 138KW 188CV 2492CC - ALFA ROMEO 166 (936_) : 2.5 V6 24V (936A2_) 09.1998/12.2006 140KW 190CV 2...</p> <p>d25x33mm d21mm c18mm</p>		<p>E0043 NO. 102508 - 102866 - 60503033 - 60522113 - 60563746 - 60573784 - 60751167 - 94222502</p> <p>ESTICADOR DE ESCAPE</p> <p>ALFA ROMEO 166 (936_) : 2.0 T.Spark (936A3B00) 10.2000/06.2007 110KW 150CV 1970CC</p> <p>d55x13mm</p>
	<p>E0199 NO. 60628284</p> <p>ESTICADOR DA BARRA ESTABILIZADORA DE TRÁS LADO ESQUERDO</p> <p>ALFA ROMEO 166 (936_) : 2.0 T.Spark (936A3B00) 10.2000/06.2007 110KW 150CV 1970CC - ALFA ROMEO 166 (936_) : 2.0 T.Spark (936A3A_) 09.1998/10.2000 114KW 155CV 1970CC - ALFA ROMEO 166 (936_) : 2.0 V6 (936A3_) 09.1998/10.2000 151KW 205CV 1996CC - ALFA ROMEO 166 (936_) : 2.5 V6 24V (936A2_) 10.2000/06.2007 138KW 188CV 2492CC - ALFA ROMEO 166 (936_) : 2.5 V6 24V (936A2_) 09.1998/12.2006 140KW 190CV 2...</p> <p>125x36x39mm 2p-d10-24mm</p>		<p>E0228 NO. 60630757</p> <p>ESTICADOR BARRA ESTABILIZADORA FRENTE (GASTA 2 UNIDADES)</p> <p>ALFA ROMEO 166 (936_) : 2.0 T.Spark (936A3B00) 10.2000/06.2007 110KW 150CV 1970CC - ALFA ROMEO 166 (936_) : 2.0 T.Spark (936A3A_) 09.1998/10.2000 114KW 155CV 1970CC - ALFA ROMEO 166 (936_) : 2.0 V6 (936A3_) 09.1998/10.2000 151KW 205CV 1996CC - ALFA ROMEO 166 (936_) : 2.5 V6 24V (936A2_) 10.2000/06.2007 138KW 188CV 2492CC - ALFA ROMEO 166 (936_) : 2.5 V6 24V (936A2_) 09.1998/12.2006 140KW 190CV 2...</p> <p>180x36x39mm 2p-d10-25mm</p>
	<p>E0229 NO. 60628255</p> <p>ESTICADOR BARRA ESTABILIZADORA TRÁS LADO DIREITO</p> <p>ALFA ROMEO 166 (936_) : 2.0 T.Spark (936A3B00) 10.2000/06.2007 110KW 150CV 1970CC - ALFA ROMEO 166 (936_) : 2.0 T.Spark (936A3A_) 09.1998/10.2000 114KW 155CV 1970CC - ALFA ROMEO 166 (936_) : 2.0 V6 (936A3_) 09.1998/10.2000 151KW 205CV 1996CC - ALFA ROMEO 166 (936_) : 2.5 V6 24V (936A2_) 10.2000/06.2007 138KW 188CV 2492CC - ALFA ROMEO 166 (936_) : 2.5 V6 24V (936A2_) 09.1998/12.2006 140KW 190CV 2...</p> <p>126x36x38mm 2p-d10-25mm</p>		<p>E0230 NO. 60628295</p> <p>ESTICADOR BARRA ESTABILIZADORA TRÁS LADO DIREITO</p> <p>ALFA ROMEO 166 (936_) : 2.0 T.Spark (936A3B00) 10.2000/06.2007 110KW 150CV 1970CC - ALFA ROMEO 166 (936_) : 2.0 T.Spark (936A3A_) 09.1998/10.2000 114KW 155CV 1970CC - ALFA ROMEO 166 (936_) : 2.0 V6 (936A3_) 09.1998/10.2000 151KW 205CV 1996CC - ALFA ROMEO 166 (936_) : 2.5 V6 24V (936A2_) 10.2000/06.2007 138KW 188CV 2492CC - ALFA ROMEO 166 (936_) : 2.5 V6 24V (936A2_) 09.1998/12.2006 140KW 190CV 2...</p> <p>225x42x34mm 2f-d14mm</p>
	<p>E0231 NO. 60628294</p> <p>ESTICADOR BARRA ESTABILIZADORA TRÁS LADO ESQUERDO</p> <p>ALFA ROMEO 166 (936_) : 2.0 T.Spark (936A3B00) 10.2000/06.2007 110KW 150CV 1970CC - ALFA ROMEO 166 (936_) : 2.0 T.Spark (936A3A_) 09.1998/10.2000 114KW 155CV 1970CC - ALFA ROMEO 166 (936_) : 2.0 V6 (936A3_) 09.1998/10.2000 151KW 205CV 1996CC - ALFA ROMEO 166 (936_) : 2.5 V6 24V (936A2_) 10.2000/06.2007 138KW 188CV 2492CC - ALFA ROMEO 166 (936_) : 2.5 V6 24V (936A2_) 09.1998/12.2006 140KW 190CV 2...</p> <p>225x42x34mm 2f-d14mm</p>		<p>E1005 NO. 60609574 - 60806013 - 60806020</p> <p>ESTICADOR DE ESCAPE</p> <p>ALFA ROMEO 166 (936_) : 2.0 T.Spark (936A3B00) 10.2000/06.2007 110KW 150CV 1970CC</p> <p>60x45x14mm</p>
	<p>F0469-I NO. 16110170470102 - 16410.17047.01.02 - 16410170470106 - 60507865 - 60805170 - 60811991 - 700610 - 8034</p> <p>FOLE DA TRANSMISSÃO LADO DA CAIXA</p> <p>ALFA ROMEO 166 (936_) : 2.0 T.Spark (936A3A_) 09.1998/10.2000 114KW 155CV 1970CC</p> <p>d85x80mm 1f-d61mm 1f-d23mm</p>		<p>F1637-I NO. 36020094 - 9947921</p> <p>FOLE DA DIREÇÃO LADO DIREITO E ESQUERDO</p> <p>ALFA ROMEO 166 (936_) : 2.0 T.Spark (936A3B00) 10.2000/06.2007 110KW 150CV 1970CC - ALFA ROMEO 166 (936_) : 2.0 T.Spark (936A3A_) 09.1998/10.2000 114KW 155CV 1970CC - ALFA ROMEO 166 (936_) : 2.0 V6 (936A3_) 09.1998/10.2000 151KW 205CV 1996CC - ALFA ROMEO 166 (936_) : 2.5 V6 24V (936A2_) 10.2000/06.2007 138KW 188CV 2492CC - ALFA ROMEO 166 (936_) : 2.5 V6 24V (936A2_) 09.1998/12.2006 140KW 190CV 2...</p> <p>d64x200mm 1f-d60mm 1f-d34mm</p>
	<p>F1822-I NO. 60811991 - 9945301</p> <p>FOLE DA TRANSMISSÃO JUNTO À CAIXA</p> <p>ALFA ROMEO 166 (936_) : 2.0 T.Spark (936A3B00) 10.2000/06.2007 110KW 150CV 1970CC - ALFA ROMEO 166 (936_) : 2.0 T.Spark (936A3A_) 09.1998/10.2000 114KW 155CV 1970CC</p> <p>d102x94mm 1f-d99mm 1f-d25mm</p>		<p>F1825-I NO. 30711931</p> <p>FOLE DA TRANSMISSÃO JUNTO À CAIXA</p> <p>ALFA ROMEO 166 (936_) 2.4 JTD (936AXC00) 07.2006/06.2007 132KW 180CV 2387CC 841 M.000 - ALFA ROMEO 166 (936_) 2.4 JTD (936AXC00, 936AXD01) 10.2003/06.2007 129KW 175CV 2387CC 841 G.000841 H.000 4136595 - ALFA ROMEO 166 (936_) 2.4 JTD (936AXD01, 936AXC00) 10.2003/06.2007 120KW 163CV 2387CC 841 M.000841 N.000 4136611</p> <p>d95x120mm 1f-d84mm 1f-d25mm</p>
	<p>KF1752-T NO. 46307733 - 60816984</p> <p>KIT DE FOLE DO CARDAN JUNTO À CAIXA</p> <p>ALFA ROMEO 166 (936_) 2.4 JTD (936AXC00) 07.2006/06.2007 132KW 180CV 2387CC 841 M.000 - ALFA ROMEO 166 (936_) 2.4 JTD (936AXC00, 936AXD01) 10.2003/06.2007 129KW 175CV 2387CC 841 G.000 841 H.000 4136595 - ALFA ROMEO 166 (936_) 2.4 JTD (936AXC00, 936AXG00) 07.2005/06.2007 136KW 185CV 2387CC 936 B.000 841 M.000 4136ACG - ALFA ROMEO 166 (936_) 2.4 JTD (936AXD01, 936AXC00) 10.2003/06.2007 120KW 163CV 2...</p> <p>d113x102mm 1f-d87mm 1f-d27mm</p>		<p>KF1797-T NO. 46429633 - 60812755</p> <p>KIT DO FOLE DO CARDAN JUNTO À RODA</p> <p>ALFA ROMEO 166 (936_) 2.0 T.Spark (936A3A_) 09.1998/10.2000 114KW 155CV 1970CC AR 34103 4136369 - ALFA ROMEO 166 (936_) 2.0 T.Spark (936A3B00) 10.2000/06.2007 110KW 150CV 1970CC AR 36301 4136435</p> <p>d110x102mm 1f-d87mm 1f-d27mm</p>
	<p>KUBT3021 NO. 77365530</p> <p>KIT BORRACHAS PINÇA TRAVÃO TRÁS LUCAS (PERNOS DE GUIA)</p> <p>ALFA ROMEO 166 (936_) 2.0 T.Spark (936A3B00) 10.2000/06.2007 110KW 150CV 1970CC AR 36301 4136435 - ALFA ROMEO 166 (936_) 2.0 V6 (936A3_) 09.1998/10.2000 151KW 205CV 1996CC AR 34102 4136368 - ALFA ROMEO 166 (936_) 2.4 JTD (936A2A_) 09.1998/10.2000 100KW 136CV 2387CC AR 34202 4136367 - ALFA ROMEO 166 (936_) 2.4 JTD (936A2B_) 10.2000/06.2007 103KW 140CV 2387CC 839 A6.000 4136463 - ALFA ROMEO 166 ...</p> <p>d20x31mm(x2) 2p-d8x57mm 1f-d22mm 1f-d22mm 1f-d22mm(x2)</p>		<p>P1075 NO. 1372452 - 82405876 - 82425876</p> <p>CAPA DE PEDAL TRAVAO/EMBRAIAGEM (GASTA 2 UNIDADES)</p> <p>ALFA ROMEO 166 (936_) : 2.0 T.Spark (936A3B00) 10.2000/06.2007 110KW 150CV 1970CC - ALFA ROMEO 166 (936_) : 2.0 T.Spark (936A3A_) 09.1998/10.2000 114KW 155CV 1970CC - ALFA ROMEO 166 (936_) : 2.0 V6 (936A3_) 09.1998/10.2000 151KW 205CV 1996CC - ALFA ROMEO 166 (936_) : 2.5 V6 24V (936A2_) 10.2000/06.2007 138KW 188CV 2492CC - ALFA ROMEO 166 (936_) : 2.5 V6 24V (936A2_) 09.1998/12.2006 140KW 190CV 2...</p> <p>73x70x10mm</p>

	<p>P1101 NO. 60511695</p> <p>CAPA DE PEDAL TRAVAO/EMBRAIAGEM (GASTA 2 UNIDADES)</p> <p>ALFA ROMEO 166 (936_) : 2.0 T.Spark (936A3A_) 09.1998/10.2000 114KW 155CV 1970CC - ALFA ROMEO 166 (936_) : 2.0 T.Spark (936A3A_) 09.1998/10.2000 114KW 155CV 1970CC - ALFA ROMEO 166 (936_) : 2.0 V6 (936A3_) 09.1998/10.2000 151KW 205CV 1996CC - ALFA ROMEO 166 (936_) : 2.0 V6 (936A3_) 09.1998/10.2000 151KW 205CV 1996CC - ALFA ROMEO 166 (936_) : 2.5 V6 24V (936A21_) 10.2000/06.2007 138KW 188CV 2492CC...</p> <p>75x70x10mm 65-60mm</p>		<p>R220511 NO. 60603082</p> <p>TUBO DE RADIADOR INFERIOR</p> <p>ALFA ROMEO 166 (936_) 2.0 T.Spark (936A3B00) 10.2000/06.2007 110KW 150CV 1970CC AR 36301 4136435</p> <p>B335-d31/31mm 85-225-70mm</p>
	<p>S1161D20 NO. 7601065</p> <p>SILENT-BLOC CENTRAL DO BRAÇO DA SUSPENSÃO DIANTEIRO (DIREITO)</p> <p>ALFA ROMEO 166 (936_) 2.0 T.Spark (936A3B00) 10.2000/06.2007 110KW 150CV 1970CC AR 36301 4136435</p> <p>120x60x50mm 1f-d20mm 2r-d10mm</p>		<p>S1161D21 NO. 60603027</p> <p>SILENT-BLOC CENTRAL DO BRAÇO DA SUSPENSÃO DIANTEIRO (DIREITO)</p> <p>ALFA ROMEO 166 (936_) 2.0 T.Spark (936A3B00) 10.2000/06.2007 110KW 150CV 1970CC AR 36301 4136435</p> <p>120x60x50mm 1f-d21mm 2r-d10mm</p>
	<p>S1162E20 NO. 7601068</p> <p>SILENT-BLOC CENTRAL DO BRAÇO DA SUSPENSÃO DIANTEIRO(ESQUERDO)</p> <p>ALFA ROMEO 166 (936_) 2.0 T.Spark (936A3B00) 10.2000/06.2007 110KW 150CV 1970CC AR 36301 4136435</p> <p>120x60x50mm 1f-d20mm 2r-d10mm</p>		<p>S1162E21 NO. 60603028</p> <p>SILENT-BLOC CENTRAL DO BRAÇO DA SUSPENSÃO DIANTEIRO(ESQUERDO)</p> <p>ALFA ROMEO 166 (936_) 2.0 T.Spark (936A3B00) 10.2000/06.2007 110KW 150CV 1970CC AR 36301 4136435</p> <p>120x60x50mm 1f-d21mm 2r-d10mm</p>
	<p>S1852 NO. 46420429 - 60814467</p> <p>SILENT-BLOC DO SUPORTE DO MOTOR PARTE DE CIMA</p> <p>ALFA ROMEO 166 (936_) 2.0 T.Spark (936A3A_) 09.1998/10.2000 114KW 155CV 1970CC AR 34103 4136369 - ALFA ROMEO 166 (936_) 2.0 T.Spark (936A3B00) 10.2000/06.2007 110KW 150CV 1970CC AR 36301 4136435 - ALFA ROMEO 166 (936_) 2.4 JTD (936A2A_) 09.1998/10.2000 100KW 136CV 2387CC AR 34202 4136367 - ALFA ROMEO 166 (936_) 2.4 JTD (936A2B_) 10.2000/06.2007 103KW 140CV 2387CC 839 A6.000 4136463 - ALFA ROMEO...</p> <p>d50x34mm c25mm 1f-d10mm</p>		<p>U0091-I NO. 60807644</p> <p>VEDAÇÃO VARETA ÓLEO</p> <p>ALFA ROMEO 166 (936_) : 2.0 T.Spark (936A3A_) 09.1998/10.2000 114KW 155CV 1970CC - ALFA ROMEO 166 (936_) : 2.0 V6 (936A3_) 09.1998/10.2000 151KW 205CV 1996CC - ALFA ROMEO 166 (936_) : 2.5 V6 24V (936A21_) 10.2000/06.2007 138KW 188CV 2492CC - ALFA ROMEO 166 (936_) : 2.5 V6 24V (936A2_) 09.1998/12.2006 140KW 190CV 2492CC - ALFA ROMEO 166 (936_) : 3.0 V6 24V (936A11_) 10.2000/06.2007 162KW 220CV 29...</p> <p>43x17mm d-11mm 1f-d5mm</p>
	<p>U0306 NO. 60806429 - 7584934</p> <p>ANILHA SUSPENSÃO TRÁS</p> <p>ALFA ROMEO 166 (936_) 2.0 T.Spark (936A3B00) 10.2000/06.2007 110KW 150CV 1970CC AR 36301 4136435</p> <p>d86/60x19mm 1f-d48mm</p>		<p>U15617 NO. 46418009</p> <p>UNIÃO VÁLVULA DE ESGUICHO</p> <p>ALFA 166</p> <p>35x14x14mm 3f-d3x5x11mm</p>
	<p>UCRZ1083 NO. 46308125 - 46308126 - 60802020</p> <p>CRUZETA VEIO TRANSMISSÃO TRIPODE D43,20MM/26 DENTES</p> <p>ALFA ROMEO 166 (936_) 2.4 JTD (936AXC00) 07.2006/06.2007 132KW 180CV 2387CC 841 M.000 - ALFA ROMEO 166 (936_) 2.4 JTD (936AXC00, 936AXD01) 10.2003/06.2007 129KW 175CV 2387CC 841 G.000 841 H.000 4136595 - ALFA ROMEO 166 (936_) 2.4 JTD (936AXC00, 936AXG00) 07.2005/06.2007 136KW 185CV 2387CC 936 B.000 841 M.000 4136ACG - ALFA ROMEO 166 (936_) 2.4 JTD (936AXD01, 936AXC00) 10.2003/06.2007 120KW 163CV 2...</p> <p>d43.2mm 26 dentes</p>		<p>UTR0824 NO. 1306E7 - 46556738 - 60807748</p> <p>TAMPÃO RESERVATÓRIO LÍQUIDO REFRIGERAÇÃO</p> <p>ALFA ROMEO 166 (936_) 2.0 T.Spark (936A3A_) 09.1998/10.2000 114KW 155CV 1970CC AR 34103 4136369 - ALFA ROMEO 166 (936_) 2.0 T.Spark (936A3B00) 10.2000/06.2007 110KW 150CV 1970CC AR 36301 4136435 - ALFA ROMEO 166 (936_) 2.0 V6 (936A3_) 09.1998/10.2000 151KW 205CV 1996CC AR 34102 4136368 - ALFA ROMEO 166 (936_) 2.4 JTD (936A2A_) 09.1998/10.2000 100KW 136CV 2387CC AR 34202 4136367 - ALFA ROMEO 16...</p> <p>d52x25mm 1f-d45x12mm 1-ponteira-d7x30mm</p>
	<p>UTR0826 NO. 0046742378 - 130687 - 130695 - 46521714 - 46742378 - 46764668 - 46826676 - 60654688 - 60665757</p> <p>TAMPÃO RESERVATÓRIO LÍQUIDO REFRIGERAÇÃO</p> <p>ALFA ROMEO 166 (936_) 2.0 T.Spark (936A3B00) 10.2000/06.2007 110KW 150CV 1970CC AR 36301 4136435 - ALFA ROMEO 166 (936_) 2.4 JTD (936A2A_) 09.1998/10.2000 100KW 136CV 2387CC AR 34202 4136367 - ALFA ROMEO 166 (936_) 2.4 JTD (936A2B_) 10.2000/06.2007 103KW 140CV 2387CC 839 A6.000 4136463 - ALFA ROMEO 166 (936_) 2.4 JTD (936AXA00, 936A3B00) 04.2002/06.2007 110KW 150CV 2387CC 841 C000 4136522 - ALFA...</p> <p>d52x25mm 1f-d45x12mm</p>		<p>Z55220 NO. 7740882</p> <p>MOLA DE FIXAÇÃO TIPO PORCA</p> <p>ALFA ROMEO 166</p> <p>d10x 9mm f-d18mm</p>
	<p>Z80352 NO. 14567187 - 17886087</p> <p>Mola de painel</p> <p>ALFA ROMEO 166</p> <p>d15x19mm 1p-d8-16.5mm</p>		<p>Z80604 NO. 500382985 - 7739801</p> <p>Mola de painel</p> <p>ALFA ROMEO 166</p> <p>d18.2x21.6mm 1p-d6.4-16.1mm</p>

	Z80611	NO. 1301019808		Z80612	NO. 7569468
	MOLA DE FIXAÇÃO ALFA ROMEO 166 (936_) : 2.0 T.Spark (936A3B00) 10.2000/06.2007 110KW 150CV 1970CC - ALFA ROMEO 166 (936_) : 2.0 T.Spark (936A3A_) 09.1998/10.2000 114KW 155CV 1970CC - ALFA ROMEO 166 (936_) : 2.0 V6 (936A3_) 09.1998/10.2000 151KW 205CV 1996CC - ALFA ROMEO 166 (936_) : 2.5 V6 24V (936A21_) 10.2000/06.2007 138KW 188CV 2492CC - ALFA ROMEO 166 (936_) : 2.5 V6 24V (936A2_) 09.1998/12.2006 140KW 190CV 2...			Mola de fixação ALFA ROMEO 166	
d22x23.2mm		1p-d9.5-19.5mm	d10x33.7mm		1p-d6-18.5mm
	Z80637	NO. 7788400		Z80702	NO. 46408953 - 46748771 - 60813528
	Mola de fixação ALFA ROMEO 166			Mola de fixação GRAND SCÉNIC III (JZ0/1_) INFORMAÇÕES TIPO ANO DE CONSTRUÇÃO KW HP CC CÓDIGO(S) DO MOTOR NÚMERO KBA (ALEMÃO) 1.5 dCi desde 02.2009 78 106 1461 K9K 832 3333AT1 3333ATM 1.5 dCi desde 04.2009 63 86 1461 K9K 830	
d30x31.7mm		1p-d19-29mm	d10x33.7mm		1p-d6-18.5mm

ALFA ROMEO 33

	A0967-I	NO. 46758638 - 60564423 - 60594600 - 60808861 - 7642540 - 7652240		A1079	NO. 530355 - 5303550000 - 60504209 - 60745016
	APOIO SUPORTE TRÁS DO MOTOR ALFA ROMEO 33 (907A_) : 1.4 i.e. (907.A3A, 907.A3B) 06.1991/09.1994 66KW 90CV 1351CC - ALFA ROMEO 33 (907A_) : 1.7 16V (907.A1C) 01.1990/09.1994 95KW 129CV 1712CC - ALFA ROMEO 33 Sportwagon (907B_) : 1.4 i.e. (907B3B) 06.1991/09.1994 66KW 90CV 1351CC - ALFA ROMEO 33 Sportwagon (907B_) : 1.7 16V (907.B1G) 01.1990/09.1994 95KW 129CV 1712CC			APOIO SUPORTE DO ESCAPE ALFA ROMEO 33 (905_) : 1.2 (905.A) 06.1983/12.1989 50KW 68CV 1186CC - ALFA ROMEO 33 (905_) : 1.3 (905.A1B, 905.A1C, 905.A1G) 06.1983/12.1989 55KW 75CV 1351CC - ALFA ROMEO 33 (905_) : 1.3 (905.A1) 05.1983/12.1989 58KW 79CV 1351CC - ALFA ROMEO 33 (905_) : 1.3 (905.A1A, 905.A1C, 905.A1D, 905.A1F, 905.A1H) 10.1984/12.1989 63KW 86CV 1351CC - ALFA ROMEO 33 (905_) : 1.5 (905.A2A) 05.1983/12.1987 62KW 84CV 1490...	
170x103x68mm		1f-d16mm 1r-d11mm	45x26x20mm		1p-d6-15mm
	A1354	NO. 530869 - 542336 - 60501445 - 60535993		E0043	NO. 102508 - 102866 - 60503033 - 60522113 - 60563746 - 60573784 - 60751167 - 94222502
	APOIO SUPORTE AMORTECEDOR FRENTE (GASTA 2 UNIDADES) ALFA ROMEO 33 (905_) : 1.2 (905.A) 06.1983/12.1989 50KW 68CV 1186CC - ALFA ROMEO 33 (905_) : 1.3 (905.A1B, 905.A1C, 905.A1G) 06.1983/12.1989 55KW 75CV 1351CC - ALFA ROMEO 33 (905_) : 1.3 (905.A1) 05.1983/12.1989 58KW 79CV 1351CC - ALFA ROMEO 33 (905_) : 1.3 (905.A1A, 905.A1C, 905.A1D, 905.A1F, 905.A1H) 10.1984/12.1989 63KW 86CV 1351CC - ALFA ROMEO 33 (905_) : 1.5 (905.A2A) 05.1983/12.1987 62KW 84CV 1490...			ESTICADOR DE ESCAPE ALFA ROMEO 33 (905_) : 1.3 (905.A1) 05.1983/12.1989 58KW 79CV 1351CC - ALFA ROMEO 33 (905_) : 1.5 4x4 (905.A2) 11.1983/12.1984 62KW 84CV 1490CC - ALFA ROMEO 33 (905_) : 1.5 4x4 (905.A2F) 01.1985/09.1986 66KW 90CV 1490CC - ALFA ROMEO 33 (905_) : 1.5 (905.A1) 05.1983/12.1993 70KW 95CV 1490CC - ALFA ROMEO 33 (905_) : 1.5 4x4 (905.A2A) 01.1984/12.1989 70KW 95CV 1490CC - ALFA ROMEO 33 (905_) : 1.5 4x4 (905.A2)...	
102x102x42mm		1f-d16mm	d55x13mm		
	E1005	NO. 60609574 - 60806013 - 60806020		F0541-I	NO. 101512 - 102962 - 60502781 - 60506725 - 60709447
	ESTICADOR DE ESCAPE ALFA ROMEO 33 (907A_) : 1.4 i.e. (907.A3A, 907.A3B) 06.1991/09.1994 66KW 90CV 1351CC - ALFA ROMEO 33 (907A_) : 1.7 16V (907.A1C) 01.1990/09.1994 95KW 129CV 1712CC - ALFA ROMEO 33 Sportwagon (907B_) : 1.4 i.e. (907B3B) 06.1991/09.1994 66KW 90CV 1351CC - ALFA ROMEO 33 Sportwagon (907B_) : 1.7 16V (907.B1G) 01.1990/09.1994 95KW 129CV 1712CC			FOLE DA DIRECÇÃO DIREITO E ESQUERDO ALFA ROMEO 33 (905_) : 1.2 (905.A) 06.1983/12.1989 50KW 68CV 1186CC - ALFA ROMEO 33 (905_) : 1.3 (905.A1B, 905.A1C, 905.A1G) 06.1983/12.1989 55KW 75CV 1351CC - ALFA ROMEO 33 (905_) : 1.3 (905.A1) 05.1983/12.1989 58KW 79CV 1351CC - ALFA ROMEO 33 (905_) : 1.3 (905.A1A, 905.A1C, 905.A1D, 905.A1F, 905.A1H) 10.1984/12.1989 63KW 86CV 1351CC - ALFA ROMEO 33 (905_) : 1.5 (905.A2A) 05.1983/12.1987 62KW 84CV 1490...	
60x45x14mm			d77x120mm		1f-d40mm 1f-d44mm
	F4009	NO. 102185 - 60501744 - 60801443		KF1040	NO. 164101793201 - 60556609 - 60805116
	FOLE AMORTECEDOR CAPA DE PROTECÇÃO FRENTE (GASTA 2 UNIDADES) ALFA ROMEO 33 (905_) : 1.2 (905.A) 06.1983/12.1989 50KW 68CV 1186CC - ALFA ROMEO 33 (905_) : 1.3 (905.A1B, 905.A1C, 905.A1G) 06.1983/12.1989 55KW 75CV 1351CC - ALFA ROMEO 33 (905_) : 1.3 (905.A1) 05.1983/12.1989 58KW 79CV 1351CC - ALFA ROMEO 33 (905_) : 1.3 (905.A1A, 905.A1C, 905.A1D, 905.A1H) 10.1984/12.1989 63KW 86CV 1351CC - ALFA ROMEO 33 (905_) : 1.5 (905.A2A) 05.1983/12.1987 62KW 84CV 1490...			KIT DE FOLE DO CARDAN JUNTO À RODA ALFA ROMEO 33 (907_) : 1.4 i.e. (907.A3A, 907.A3B) 06.1991/09.1994 65KW 88CV 1351CC - ALFA ROMEO 33 (907_) : 1.4 i.e. (907.A3A, 907.A3B) 06.1991/09.1994 66KW 90CV 1351CC - ALFA ROMEO 33 (907_) : 1.5 i.e. (907A2B) 01.1990/09.1994 71KW 97CV 1490CC - ALFA ROMEO 33 (907_) : 1.5 i.e. (907A2A) 07.1990/08.1991 74KW 101CV 1490CC - ALFA ROMEO 33 (907_) : 1.5 (907A2) 01.1990/04.1993 77KW 105CV 1490CC - ALFA ROMEO...	
d120x150mm		d16mm 1f-d54mm 1f-d42mm	d110x90mm		1f-d92mm 1f-d24mm
	KF1060	NO. 60808619		M6035	NO. 102078 - 102078000000 - 115309 - 60502984 - 60503304 - 60529840
	KIT DE FOLE DO CARDAN JUNTO À RODA ALFA ROMEO 33 (907_) 1.4 i.e. (907.A3A, 907.A3B) 06.1991/09.1994 66KW 90CV 1351CC AR 30755AR 30753 4114409 4001950 - ALFA ROMEO 33 (907_) 1.5 (907A2) 01.1990/04.1993 77KW 105CV 1490CC AR 30734 - ALFA ROMEO 33 (907_) 1.5 i.e. (907A2B) 01.1990/09.1994 71KW 97CV 1490CC AR 30751 - ALFA ROMEO 33 (907_) 1.5 i.e. (907A2A) 07.1990/08.1991 74KW 101CV 1490CC AR 30750 - ALFA ROMEO 33 (907_...			JUNTA DE ESCAPE ALFA ROMEO 33 (905_) 1.2 (905.A) 06.1983/12.1989 50KW 68CV 1186CC AR 30585 4000386 - ALFA ROMEO 33 (905_) 1.3 (905.A1A, 905.A1C, 905.A1D, 905.A1H) 10.1984/12.1989 63KW 86CV 1351CC AR 30168 AR 30587 4000404 4114301 - ALFA ROMEO 33 (905_) 1.3 (905.A1B, 905.A1C, 905.A1G) 06.1983/12.1989 55KW 75CV 1351CC AR 30502 AR 30586 4000387 4114300 - ALFA ROMEO 33 (905_) 1.3 (905.A1) 05.1983/12.1989 58KW...	
d100x100mm		1f-d78mm 1f-d24mm	74x53mm		1f-d32mm 2f-d9mm

	<p>P1074 NO. 101905 - 60501331</p> <p>CAPA PEDAL ACELERADOR</p> <p>ALFA ROMEO 33 (905_) : 1.8 TD (905A4) 01.1986/06.1990 54KW 73CV 1779CC - ALFA ROMEO 33 Sportwagon (905A_) : 1.8 TD (905B4, 905A4) 01.1986/12.1989 62KW 84CV 1779CC</p> <p>84x40x11mm</p>		<p>R018370 NO. 60551906</p> <p>TUBO DO PERMUTADOR DO CALOR</p> <p>ALFA ROMEO 33 (905_) : 1.2 (905.A) 06.1983/12.1989 50KW 68CV 1186CC - ALFA ROMEO 33 (905_) : 1.3 (905.A1B, 905.A1C, 905.A1G) 06.1983/12.1989 55KW 75CV 1351CC - ALFA ROMEO 33 (905_) : 1.3 (905.A1A, 905.A1C, 905.A1D, 905.A1F, 905.A1H) 10.1984/12.1989 63KW 86CV 1351CC - ALFA ROMEO 33 (905_) : 1.5 (905.A2A) 05.1983/12.1987 62KW 84CV 1490CC - ALFA ROMEO 33 (905_) : 1.5 (905.A2G) 06.1983/12.1986 66KW 90CV 14... B330-14/16mm 205-285-31mm</p>
	<p>R020653 NO. 128668 - 60524183</p> <p>TUBO SUPERIOR DO RADIADOR</p> <p>ALFA ROMEO 33 (905_) : 1.8 TD (905A4) 01.1986/06.1990 54KW 73CV 1779CC - ALFA ROMEO 33 Sportwagon (905A_) : 1.8 TD (905B4, 905A4) 01.1986/12.1989 62KW 84CV 1779CC</p> <p>B190-32/33mm 51x91x38mm</p>		<p>R020657 NO. 133393 - 60525136</p> <p>TUBO SUPERIOR DO RADIADOR</p> <p>ALFA ROMEO 33 (905_) : 1.7 (905A3) 01.1986/06.1990 87KW 118CV 1712CC - ALFA ROMEO 33 (905_) : 1.7 (905A2A) 01.1986/12.1989 95KW 129CV 1712CC - ALFA ROMEO 33 Sportwagon (905A_) : 1.7 (905B3C) 03.1988/12.1989 87KW 118CV 1712CC B280-29/29mm 61x114x77mm</p>
	<p>R021101 NO. 60502989</p> <p>TUBO DE LIGAÇÃO DA BOMBA DE ÁGUA AO COLECTOR</p> <p>ALFA ROMEO 33 (905_) 1.3 (905A1) 05.1983/12.1989 58KW 79CV 1351CC AR 30502 - ALFA ROMEO 33 (905_) 1.5 (905A1) 05.1983/12.1993 70KW 95CV 1490CC AR 30182 - ALFA ROMEO 33 (905_) 1.5 4x4 (905.A2) 11.1983/12.1984 62KW 84CV 1490CC AR 30143AR 30504 4000392 - ALFA ROMEO 33 (905_) 1.5 4x4 (905.A2) 07.1986/12.1989 75KW 102CV 1490CC AR 30588 4000424 4114305 - ALFA ROMEO 33 (905_) 1.5 4x4 (905.A2A) 01.1984/12... B165-d14/14mm 55-145mm</p>		<p>RT08459 NO. 60800372 - 71736960</p> <p>TUBO DE TRAVÃO TRÁS LH-RH</p> <p>ALFA ROMEO 33 (905_) 1.7 (905A2A) 01.1986/12.1989 95KW 129CV 1712CC AR 30550 - ALFA ROMEO 33 (907_) 1.5 (907A2) 01.1990/04.1993 77KW 105CV 1490CC AR 30734 - ALFA ROMEO 33 (907_) 1.5 i.e. (907A2A) 07.1990/08.1991 74KW 101CV 1490CC AR 30750 - ALFA ROMEO 33 (907_) 1.7 16V (907.A1B) 01.1990/03.1992 101KW 137CV 1712CC AR 30746 - ALFA ROMEO 33 (907_) 1.7 16V (907.A1C) 01.1990/09.1994 95KW 129CV 1712CC A... 182mm FB23 - MC11</p>
	<p>RT08459 NO. 60800372 - 71736960</p> <p>TUBO DE TRAVÃO TRÁS LH-RH</p> <p>ALFA ROMEO 33 Sportwagon (907_) 1.7 16V (907.B1G) 01.1990/09.1994 95KW 129CV 1712CC AR 30747 4001617 - ALFA ROMEO 33 Sportwagon (907_) 1.7 16V (907.B1G) 01.1990/09.1994 97KW 132CV 1712CC AR 30747 4114415 4001964 4114407 - ALFA ROMEO 33 Sportwagon (907_) 1.7 16V (907B1B) 07.1990/09.1994 101KW 137CV 1712CC AR 30746 - ALFA ROMEO 33 Sportwagon (907_) 1.7 16V 4x4 (907.B1H) 01.1990/09.1994 95KW 129CV 17... 182mm FB23 - MC11</p>		<p>S1158 NO. 101292 - 101549 - 102549 - 60501911 - 60501920</p> <p>SILENT-BLOC DA SUSPENSÃO DE TRÁS</p> <p>ALFA ROMEO 33 (905_) : 1.2 (905.A) 06.1983/12.1989 50KW 68CV 1186CC - ALFA ROMEO 33 (905_) : 1.3 (905.A1B, 905.A1C, 905.A1G) 06.1983/12.1989 55KW 75CV 1351CC - ALFA ROMEO 33 (905_) : 1.3 (905.A1) 05.1983/12.1989 58KW 79CV 1351CC - ALFA ROMEO 33 (905_) : 1.3 (905.A1A, 905.A1C, 905.A1D, 905.A1F, 905.A1H) 10.1984/12.1989 63KW 86CV 1351CC - ALFA ROMEO 33 (905_) : 1.5 (905.A2A) 05.1983/12.1987 62KW 84CV 1490... d44x36mm c26mm 1f-d10mm</p>
	<p>S1159 NO. 60501915</p> <p>SILENT-BLOC TRASEIRO DA BARRA DA SUSPENSÃO</p> <p>ALFA ROMEO 33 (905_) 1.2 (905.A) 06.1983/12.1989 50KW 68CV 1186CC AR 30585, 4000386 - ALFA ROMEO 33 (905_) 1.3 (905.A1A, 905.A1C, 905.A1D, 905.A1F, 905.A1H) 10.1984/12.1989 63KW 86CV 1351CC AR 30168AR 30587 4000404, 4114301 - ALFA ROMEO 33 (905_) - ALFA ROMEO 33 (905_) 1.3 (905.A1B, 905.A1C, 905.A1G) 06.1983/12.1989 55KW 75CV 1351CC AR 30502AR 30586 4000387, 4114300 - ALFA ROMEO 33 (905_) 1.3 (905... d43x47mm c35mm 1f-d12mm</p>		<p>S1161D20 NO. 7601065</p> <p>SILENT- BLOC CENTRAL DO BRAÇO DA SUSPENSÃO DIANTEIRO (DIREITO)</p> <p>ALFA ROMEO 33 (907_) 1.4 i.e. (907.A3A, 907.A3B) 06.1991/09.1994 66KW 90CV 1351CC AR 30755 AR 30753 4114409 4001950 - ALFA ROMEO 33 (907_) 1.7 16V (907.A1C) 01.1990/09.1994 95KW 129CV 1712CC AR 30747 4001613 - ALFA ROMEO 33 Sportwagon (907_) 1.4 i.e. (907B3B) 06.1991/09.1994 66KW 90CV 1351CC AR 30755 4114416 4001965 - ALFA ROMEO 33 Sportwagon (907_) 1.7 16V (907.B1G) 01.1990/09.1994 95KW 129CV 171... 120x60x50mm 1f-d20mm 2r-d10mm</p>
	<p>S1161D21 NO. 60603027</p> <p>SILENT- BLOC CENTRAL DO BRAÇO DA SUSPENSÃO DIANTEIRO (DIREITO)</p> <p>ALFA ROMEO 33 (907_) 1.4 i.e. (907.A3A, 907.A3B) 06.1991/09.1994 66KW 90CV 1351CC AR 30755 AR 30753 4114409 4001950 - ALFA ROMEO 33 (907_) 1.7 16V (907.A1C) 01.1990/09.1994 95KW 129CV 1712CC AR 30747 4001613 - ALFA ROMEO 33 Sportwagon (907_) 1.4 i.e. (907B3B) 06.1991/09.1994 66KW 90CV 1351CC AR 30755 4114416 4001965 - ALFA ROMEO 33 Sportwagon (907_) 1.7 16V (907.B1G) 01.1990/09.1994 95KW 129CV 171... 120x60x50mm 1f-d21mm 2r-d10mm</p>		<p>S1162E20 NO. 7601068</p> <p>SILENT- BLOC CENTRAL DO BRAÇO DA SUSPENSÃO DIANTEIRO(ESQUERDO)</p> <p>ALFA ROMEO 33 (907_) 1.4 i.e. (907.A3A, 907.A3B) 06.1991/09.1994 66KW 90CV 1351CC AR 30755 AR 30753 4114409 4001950 - ALFA ROMEO 33 (907_) 1.7 16V (907.A1C) 01.1990/09.1994 95KW 129CV 1712CC AR 30747 4001613 - ALFA ROMEO 33 Sportwagon (907_) 1.4 i.e. (907B3B) 06.1991/09.1994 66KW 90CV 1351CC AR 30755 4114416 4001965 - ALFA ROMEO 33 Sportwagon (907_) 1.7 16V (907.B1G) 01.1990/09.1994 95KW 129CV 171... 120x60x50mm 1f-d20mm 2r-d10mm</p>
	<p>S1162E21 NO. 60603028</p> <p>SILENT- BLOC CENTRAL DO BRAÇO DA SUSPENSÃO DIANTEIRO(ESQUERDO)</p> <p>ALFA ROMEO 33 (907_) 1.4 i.e. (907.A3A, 907.A3B) 06.1991/09.1994 66KW 90CV 1351CC AR 30755 AR 30753 4114409 4001950 - ALFA ROMEO 33 (907_) 1.7 16V (907.A1C) 01.1990/09.1994 95KW 129CV 1712CC AR 30747 4001613 - ALFA ROMEO 33 Sportwagon (907_) 1.4 i.e. (907B3B) 06.1991/09.1994 66KW 90CV 1351CC AR 30755 4114416 4001965 - ALFA ROMEO 33 Sportwagon (907_) 1.7 16V (907.B1G) 01.1990/09.1994 95KW 129CV 171... 120x60x50mm 1f-d21mm 2r-d10mm</p>		<p>U0091-I NO. 60807644</p> <p>VEDAÇÃO VARETA ÓLEO</p> <p>ALFA ROMEO 33 (907A_) : 1.4 i.e. (907.A3A, 907.A3B) 06.1991/09.1994 66KW 90CV 1351CC - ALFA ROMEO 33 (907A_) : 1.7 16V (907.A1C) 01.1990/09.1994 95KW 129CV 1712CC - ALFA ROMEO 33 Sportwagon (907B_) : 1.4 i.e. (907B3B) 06.1991/09.1994 66KW 90CV 1351CC - ALFA ROMEO 33 Sportwagon (907B_) : 1.7 16V (907.B1G) 01.1990/09.1994 95KW 129CV 1712CC 43x17mm d-11mm 1f-d5mm</p>
	<p>U0306 NO. 60806429 - 7584934</p> <p>ANILHA SUSPENSÃO TRÁS</p> <p>ALFA ROMEO 33 (907_) 1.4 i.e. (907.A3A, 907.A3B) 06.1991/09.1994 66KW 90CV 1351CC AR 30755 AR 30753 4114409 4001950 - ALFA ROMEO 33 (907_) 1.7 16V (907.A1C) 01.1990/09.1994 95KW 129CV 1712CC AR 30747 4001613 - ALFA ROMEO 33 Sportwagon (907_) 1.4 i.e. (907B3B) 06.1991/09.1994 66KW 90CV 1351CC AR 30755 4114416 4001965 - ALFA ROMEO 33 Sportwagon (907_) 1.7 16V (907.B1G) 01.1990/09.1994 95KW 129CV 171... d86/60x19mm 1f-d48mm</p>		<p>U15536 NO. 14583087</p> <p>UNIÃO ESGUICHO</p> <p>ALFA ROMEO 33 35x21mm 3f-d2x5mm</p>

	<p>UTR0620 NO. 1747955</p> <p>TAMPÃO RADIADOR (7LBS/G490)</p> <p>ALFA ROMEO 33 (905_) 1.3 (905.A1A, 905.A1C, 905.A1D, 905.A1F, 905.A1H) 10.1984/12.1989 63KW 86CV 1351CC AR 30168 AR 30587 4000404 4114301 - ALFA ROMEO 33 (905_) 1.3 (905.A1B, 905.A1C, 905.A1G) 06.1983/12.1989 55KW 75CV 1351CC AR 30502 AR 30586 4000387 4114300 - ALFA ROMEO 33 (905_) 1.3 (905A1) 05.1983/12.1989 58KW 79CV 1351CC AR 30502 - ALFA ROMEO 33 (905_) 1.5 (905A1) 05.1983/12.1993 70KW 95CV 14...</p> <p>d59/78x28mm d38x25mm</p>		<p>UTR0622 NO. 50561258 - 60561208 - 60561258 - 60813177</p> <p>TAMPÃO RADIADOR</p> <p>ALFA ROMEO 33 (905_) 1.2 (905.A) 06.1983/12.1989 50KW 68CV 1186CC AR 30585 4000386 - ALFA ROMEO 33 (905_) 1.3 (905.A1A, 905.A1C, 905.A1D, 905.A1F, 905.A1H) 10.1984/12.1989 63KW 86CV 1351CC AR 30168 AR 30587 4000404 4114301 - ALFA ROMEO 33 (905_) 1.3 (905.A1B, 905.A1C, 905.A1G) 06.1983/12.1989 55KW 75CV 1351CC AR 30502 AR 30586 4000387 4114300 - ALFA ROMEO 33 (905_) 1.3 (905A1) 05.1983/12.1989 58KW...</p> <p>d59/79x29mm d38x25mm</p>
	<p>UTR0631 NO. K04682828 - K55111074AA</p> <p>TAMPÃO RADIADOR</p> <p>ALFA ROMEO 33 (905_) 1.7 i.e. (905.A3D) 09.1988/12.1989 77KW 105CV 1712CC - ALFA ROMEO 33 (905_) 1.7 QV (905.A3) 03.1988/12.1989 84KW 114CV 1712CC - ALFA ROMEO 33 (905_) 1.7 (905A3) 01.1986/06.1990 87KW 118CV 1712CC - ALFA ROMEO 33 (905_) 1.7 (905A2A) 01.1986/12.1989 95KW 129CV 1712CC - ALFA ROMEO 33 Sportwagon (905_) 1.7 i.e. (905B3F) 09.1988/12.1989 77KW 105CV 1712CC - ALFA ROMEO 33 Sportwa...</p> <p>d59/79x29mm d38x26mm</p>		<p>UTR0801 NO. 1325237080 - 1341182080 - 46402982 - 46441776 - 46457390 - 46556737 - 46556739 - 5951554 - 60507797 ...</p> <p>TAMPA DEPOSITO LIQUIDO REFRIGERAÇÃO</p> <p>ALFA ROMEO 33</p> <p>d55x26mm 1f-d46x14mm</p>
	<p>UTR0816 NO. 46402983 - 46556738 - 60807748</p> <p>TAMPÃO RESERVATÓRIO LIQUIDO REFRIGERAÇÃO</p> <p>ALFA ROMEO 33 (907_) 1.4 i.e. (907.A3A, 907.A3B) 06.1991/09.1994 65KW 88CV 1351CC AR 30755 AR 30753 4001611 - ALFA ROMEO 33 (907_) 1.4 i.e. (907.A3A, 907.A3B) 06.1991/09.1994 66KW 90CV 1351CC AR 30755 AR 30753 4114409 4001950 - ALFA ROMEO 33 (907_) 1.5 (907A2) 01.1990/04.1993 77KW 105CV 1490CC AR 30734 - ALFA ROMEO 33 (907_) 1.5 i.e. (907A2B) 01.1990/09.1994 71KW 97CV 1490CC AR 30751 - ALFA ROMEO 3...</p> <p>d52x27mm 1f-d45x13mm 1-ponteira-d7x30mm</p>		<p>UTR0824 NO. 1306E7 - 46556738 - 60807748</p> <p>TAMPÃO RESERVATÓRIO LIQUIDO REFRIGERAÇÃO</p> <p>ALFA ROMEO 33 (907_) 1.4 i.e. (907.A3A, 907.A3B) 06.1991/09.1994 65KW 88CV 1351CC AR 30755 AR 30753 4001611 - ALFA ROMEO 33 (907_) 1.4 i.e. (907.A3A, 907.A3B) 06.1991/09.1994 66KW 90CV 1351CC AR 30755 AR 30753 4114409 4001950 - ALFA ROMEO 33 (907_) 1.5 i.e. (907A2A) 07.1990/08.1991 74KW 101CV 1490CC AR 30750 - ALFA ROMEO 33 (907_) 1.7 16V (907.A1C) 01.1990/09.1994 95KW 129CV 1712CC AR 30747 4001611...</p> <p>d52x25mm 1f-d45x12mm 1-ponteira-d7x30mm</p>
	<p>Z80247 NO. 14188380</p> <p>Mola de painel</p> <p>ALFA ROMEO 33</p> <p>d16x18.6mm 1p-d7.5-12.6mm</p>		<p>Z80443 NO. 11650551550</p> <p>Mola de painel</p> <p>ALFA ROMEO 33</p> <p>d18x22mm 1p-d8-15.5mm</p>
	<p>Z80607 NO. 500358569 - 9621837480</p> <p>Mola de fixação</p> <p>ALFA ROMEO 33</p> <p>d16x21mm 1p-d5.5-10mm</p>		<p>Z80705 NO. 14191280 - 82377183</p> <p>Mola de painel</p> <p>ALFA ROMEO 33</p> <p>d21x22.5mm 1p-d7.5-15.5mm</p>

ALFA ROMEO 6

	<p>D0039 NO. 116081530005 - 116081530205 - 60521647 - 60521649</p> <p>CARDAN TRANSMISSÃO</p> <p>ALFA ROMEO 6 (119_) 2.5 i.e. (119.AA, 119.AB) 10.1983/12.1986 110KW 150CV 2492CC</p> <p>100x115x34x42mm 6f-d10mm</p>		<p>E0043 NO. 102508 - 102866 - 60503033 - 60522113 - 60563746 - 60573784 - 60751167 - 94222502</p> <p>ESTICADOR DE ESCAPE</p> <p>ALFA ROMEO 6 (119_) 2.5 i.e. (119.AA, 119.AB) 10.1983/12.1986 110KW 150CV 2492CC</p> <p>d55x13mm</p>
	<p>E0049 NO. 1160030815 - 116003081500 - 1755387501 - 60521407</p> <p>ESTICADOR DE ESCAPE TRÁS</p> <p>ALFA ROMEO 6 (119_) 2.5 i.e. (119.AA, 119.AB) 10.1983/12.1986 110KW 150CV 2492CC</p> <p>92x40x34mm 1f-15x15mm</p>		<p>F0861-I NO. 11600230022208 - 11608230022208 - 11608230023409 - 60724111 - 60724154</p> <p>FOLE DA DIRECÇÃO DIREITO E ESQUERDO</p> <p>ALFA ROMEO 6 (119_) 2.0 (119AA) 07.1981/12.1986 99KW 135CV 1997CC - ALFA ROMEO 6 (119_) 2.5 i.e. (119.AA, 119.AB) 10.1983/12.1986 110KW 150CV 2492CC - ALFA ROMEO 6 (119_) 2.5 i.e. (119AA, 119AB) 08.1979/06.1984 116KW 158CV 2492CC - ALFA ROMEO 6 (119_) 2.5 TD (119AA) 07.1981/05.1986 77KW 105CV 2494CC</p> <p>d60x170mm 1f-d47mm 1f-d11mm</p>







	N2331	NO. 1160030083 - 116003008300 - 60521386 - 60521387		P1084	NO. 105004410701 - 116004410700 - 60515942 - 60521429 - 60724299
	ANEL ESCAPE			CAPA DE PEDAL TRAVAO/EMBRAIAGEM (GASTA 2 UNIDADES)	
ALFA ROMEO 6 (119_) 2.5 i.e. (119.AA, 119.AB) 10.1983/12.1986 110KW 150CV 2492CC AR 01928 4000391			ALFA ROMEO 6 (119_) : 2.5 i.e. (119.AA, 119.AB) 10.1983/12.1986 110KW 150CV 2492CC		
d58x14mm		1f-d31mm	74x56x15mm		
	S1754	NO. 116001308006 - 116081308000 - 116101308000 - 116441308000 - 60521958 - 60723912 - 60725999 - 6072891			
	SILENT-BLOCO REPARAÇÃO CAIXA VELOCIDADES				
ALFA ROMEO 6 (119_) : 2.5 i.e. (119.AA, 119.AB) 10.1983/12.1986 110KW 150CV 2492CC					
d53x58mm		c47mm 1f-d12mm			

ALFA ROMEO 75

	A1930	NO. 116081512702 - 116081512704 - 60505302 - 8033989089591		A2211	NO. 117011308100 - 117011308101 - 60701586
	APOIO DE TRANSMISSÃO (SEM ROLAMENTO)			APOIO DA CAIXA DE VELOCIDADES LADO ESQUERDO	
ALFA ROMEO 75 (162B_) : 1.6 (162B2) 05.1985/09.1989 76KW 103CV 1570CC - ALFA ROMEO 75 (162B_) : 1.6 (162.B2B, 162.B2C) 05.1985/09.1989 81KW 110CV 1567CC - ALFA ROMEO 75 (162B_) : 1.6 Cat (162.B2B, 162.B2C) 05.1989/02.1992 81KW 110CV 1567CC - ALFA ROMEO 75 (162B_) : 1.8 (162.B1H) 08.1989/02.1992 95KW 129CV 1773CC - ALFA ROMEO 75 (162B_) : 1.8 (162.B1A, 162.B1B) 09.1985/06.1989 85KW 116CV 1779CC - ALF...			ALFA ROMEO 75 (162B_) : 1.6 (162B2) 05.1985/09.1989 76KW 103CV 1570CC - ALFA ROMEO 75 (162B_) : 1.6 (162.B2B, 162.B2C) 05.1985/09.1989 81KW 110CV 1567CC - ALFA ROMEO 75 (162B_) : 1.6 Cat (162.B2B, 162.B2C) 05.1989/02.1992 81KW 110CV 1567CC - ALFA ROMEO 75 (162B_) : 1.8 (162.B1H) 08.1989/02.1992 95KW 129CV 1773CC - ALFA ROMEO 75 (162B_) : 1.8 (162.B1A, 162.B1B) 09.1985/06.1989 85KW 116CV 1779CC - ALF...		
155x110x30mm		1f-d53mm 2f-14x9mm	89x77x52mm		3f-d8mm 1f-d7mm 1f-d6mm
	D0038	NO. 116081530107 - 116081530110 - 60521648 - 60725181		D0039	NO. 116081530005 - 116081530205 - 60521647 - 60521649
	CARDAN TRANSMISSÃO			CARDAN TRANSMISSÃO	
ALFA ROMEO 75 (162B_) : 1.6 (162B2) 05.1985/09.1989 76KW 103CV 1570CC - ALFA ROMEO 75 (162B_) : 1.6 (162.B2B, 162.B2C) 05.1985/09.1989 81KW 110CV 1567CC - ALFA ROMEO 75 (162B_) : 1.6 Cat (162.B2B, 162.B2C) 05.1989/02.1992 81KW 110CV 1567CC - ALFA ROMEO 75 (162B_) : 1.8 (162.B1H) 08.1989/02.1992 95KW 129CV 1773CC - ALFA ROMEO 75 (162B_) : 1.8 (162.B1A, 162.B1B) 09.1985/06.1989 85KW 116CV 1779CC - ALF...			ALFA ROMEO 75 (162B_) : 1.6 (162B2) 05.1985/09.1989 76KW 103CV 1570CC - ALFA ROMEO 75 (162B_) : 1.6 (162.B2B, 162.B2C) 05.1985/09.1989 81KW 110CV 1567CC - ALFA ROMEO 75 (162B_) : 1.6 Cat (162.B2B, 162.B2C) 05.1989/02.1992 81KW 110CV 1567CC - ALFA ROMEO 75 (162B_) : 1.8 (162.B1H) 08.1989/02.1992 95KW 129CV 1773CC - ALFA ROMEO 75 (162B_) : 1.8 (162.B1A, 162.B1B) 09.1985/06.1989 85KW 116CV 1779CC - ALFA R...		
110x110x35x42mm		6f-d10mm	100x115x34x42mm		6f-d10mm
	D0058	NO. 116081502301 - 116081502401 - 116081502402 - 60521630 - 6052163031		D0064	NO. 116681530101 - 60518193 - 60704062
	CARDAN TRANSMISSÃO			CARDAN TRANSMISSÃO	
ALFA ROMEO 75 (162B_) : 1.6 (162B2) 05.1985/09.1989 76KW 103CV 1570CC - ALFA ROMEO 75 (162B_) : 1.6 (162.B2B, 162.B2C) 05.1985/09.1989 81KW 110CV 1567CC - ALFA ROMEO 75 (162B_) : 1.6 Cat (162.B2B, 162.B2C) 05.1989/02.1992 81KW 110CV 1567CC - ALFA ROMEO 75 (162B_) : 1.8 (162.B1H) 08.1989/02.1992 95KW 129CV 1773CC - ALFA ROMEO 75 (162B_) : 1.8 (162.B1A, 162.B1B) 09.1985/06.1989 85KW 116CV 1779CC - ALF...			ALFA ROMEO 75 (162B_) : 1.8 (162.B1H) 08.1989/02.1992 95KW 129CV 1773CC - ALFA ROMEO 75 (162B_) : 1.8 (162.B1A, 162.B1B) 09.1985/06.1989 85KW 116CV 1779CC - ALFA ROMEO 75 (162B_) : 3.0 V6 Cat (162.B6A) 01.1987/02.1992 136KW 185CV 2959CC - ALFA ROMEO...		
104x101x42x34mm		6f-d10mm 1f-d22/19mm	126x126x54x38mm		3f-d12mm 3f-d14mm
	E0043	NO. 102508 - 102866 - 60503033 - 60522113 - 60563746 - 60573784 - 60751167 - 94222502		E0049	NO. 1160030815 - 116003081500 - 1755387501 - 60521407
	ESTICADOR DE ESCAPE			ESTICADOR DE ESCAPE TRÁS	
ALFA ROMEO 75 (162B_) : 1.6 (162B2) 05.1985/09.1989 76KW 103CV 1570CC - ALFA ROMEO 75 (162B_) : 1.6 (162.B2B, 162.B2C) 05.1985/09.1989 81KW 110CV 1567CC - ALFA ROMEO 75 (162B_) : 1.6 Cat (162.B2B, 162.B2C) 05.1989/02.1992 81KW 110CV 1567CC - ALFA ROMEO 75 (162B_) : 1.8 (162.B1H) 08.1989/02.1992 95KW 129CV 1773CC - ALFA ROMEO 75 (162B_) : 1.8 (162.B1A, 162.B1B) 09.1985/06.1989 85KW 116CV 1779CC - ALF...			ALFA ROMEO 75 (162B_) : 1.6 (162B2) 05.1985/09.1989 76KW 103CV 1570CC - ALFA ROMEO 75 (162B_) : 1.6 (162.B2B, 162.B2C) 05.1985/09.1989 81KW 110CV 1567CC - ALFA ROMEO 75 (162B_) : 1.6 Cat (162.B2B, 162.B2C) 05.1989/02.1992 81KW 110CV 1567CC - ALFA ROMEO 75 (162B_) : 1.8 (162.B1H) 08.1989/02.1992 95KW 129CV 1773CC - ALFA ROMEO 75 (162B_) : 1.8 (162.B1A, 162.B1B) 09.1985/06.1989 85KW 116CV 1779CC - ALFA R...		
d55x13mm			92x40x34mm		1f-15x15mm
	F0861-I	NO. 11600230022208 - 11608230022208 - 11608230023409 - 60724111 - 60724154		L3116	NO. 116002506301 - 116002506301 - 60521366
	FOLE DA DIREÇÃO DIREITO E ESQUERDO			CASQUILHO PONTAS BARRA ESTABILIZADORA	
ALFA ROMEO 75 (162B_) : 1.6 (162B2) 05.1985/09.1989 76KW 103CV 1570CC - ALFA ROMEO 75 (162B_) : 1.6 (162.B2B, 162.B2C) 05.1985/09.1989 81KW 110CV 1567CC - ALFA ROMEO 75 (162B_) : 1.6 Cat (162.B2B, 162.B2C) 05.1989/02.1992 81KW 110CV 1567CC - ALFA ROMEO 75 (162B_) : 1.8 (162.B1H) 08.1989/02.1992 95KW 129CV 1773CC - ALFA ROMEO 75 (162B_) : 1.8 (162.B1A, 162.B1B) 09.1985/06.1989 85KW 116CV 1779CC - ALF...			ALFA ROMEO 75 (162_) 1.6 (162.B2B, 162.B2C) 05.1985/09.1989 81KW 110CV 1567CC AR 06100 4000414 4114318 - ALFA ROMEO 75 (162_) 1.6 (162B2) 05.1985/09.1989 76KW 103CV 1570CC AR 61101 - ALFA ROMEO 75 (162_) 1.6 Cat (162.B2B, 162.B2C) 05.1989/02.1992 81KW 110CV 1567CC AR 61101 - ALFA ROMEO 75 (162_) 1.8 (162.B1H) 08.1989/02.1992 95KW 129CV 1773CC AR 06202 4000410 4114315 - ALFA ROMEO 75 (162_...		
d60x170mm		1f-d47mm 1f-d11mm	d27x14mm		1f-d13mm

	<p>N2331 NO. 1160030083 - 116003008300 - 60521386 - 60521387</p> <p>ANEL ESCAPE</p> <p>ALFA ROMEO 75 (162_) 1.6 (162.B2B, 162.B2C) 05.1985/09.1989 81KW 110CV 1567CC AR 06100 4000414 4114318 - ALFA ROMEO 75 (162_) 1.6 Cat (162.B2B, 162.B2C) 05.1989/02.1992 81KW 110CV 1567CC AR 61101 - ALFA ROMEO 75 (162_) 1.8 (162.B1H) 08.1989/02.1992 90KW 122CV 1779CC AR 61201 4001945 4114396 - ALFA ROMEO 75 (162_) 1.8 (162.B1L, 162.B1F) 09.1988/02.1992 88KW 120CV 1779CC AR 06168 AR 61102 AR 61202 4...</p> <p>d58x14mm 1f-d31mm</p>		<p>P1084 NO. 105004410701 - 116004410700 - 60515942 - 60521429 - 60724299</p> <p>CAPA DE PEDAL TRAVAO/EMBRAIAGEM (GASTA 2 UNIDADES)</p> <p>ALFA ROMEO 75 (162B_) : 1.6 (162B2) 05.1985/09.1989 76KW 103CV 1570CC - ALFA ROMEO 75 (162B_) : 1.6 (162.B2B, 162.B2C) 05.1985/09.1989 81KW 110CV 1567CC - ALFA ROMEO 75 (162B_) : 1.6 Cat (162.B2B, 162.B2C) 05.1989/02.1992 81KW 110CV 1567CC - ALFA ROMEO 75 (162B_) : 1.8 (162.B1H) 08.1989/02.1992 95KW 129CV 1773CC - ALFA ROMEO 75 (162B_) : 1.8 (162.B1A, 162.B1B) 09.1985/06.1989 85KW 116CV 1779CC - ALFA ...</p> <p>74x56x15mm</p>
	<p>S1754 NO. 116001308006 - 116081308000 - 116101308000 - 116441308000 - 60521958 - 60723912 - 60725999 - 6072891</p> <p>SILENT-BLOCO REPARAÇÃO CAIXA VELOCIDADES</p> <p>ALFA ROMEO 75 (162B_) : 1.6 (162B2) 05.1985/09.1989 76KW 103CV 1570CC - ALFA ROMEO 75 (162B_) : 1.6 (162.B2B, 162.B2C) 05.1985/09.1989 81KW 110CV 1567CC - ALFA ROMEO 75 (162B_) : 1.6 Cat (162.B2B, 162.B2C) 05.1989/02.1992 81KW 110CV 1567CC - ALFA ROMEO 75 (162B_) : 1.8 (162.B1H) 08.1989/02.1992 95KW 129CV 1773CC - ALFA ROMEO 75 (162B_) : 1.8 (162.B1A, 162.B1B) 09.1985/06.1989 85KW 116CV 1779CC - ALFA R...</p> <p>d53x58mm c47mm 1f-d12mm</p>		<p>UTR0801 NO. 1325237080 - 1341182080 - 46402982 - 46441776 - 46457390 - 46556737 - 46556739 - 5951554 - 60507797 ...</p> <p>TAMPA DEPOSITO LIQUIDO REFRIGERAÇÃO</p> <p>ALFA ROMEO 75</p> <p>d55x26mm 1f-d46x14mm</p>
	<p>UTR0816 NO. 46402983 - 46556738 - 60807748</p> <p>TAMPÃO RESERVATÓRIO LIQUIDO REFRIGERAÇÃO</p> <p>ALFA ROMEO 75 (162_) 1.6 (162.B2B, 162.B2C) 05.1985/09.1989 81KW 110CV 1567CC AR 06100 4000414 4114318 - ALFA ROMEO 75 (162_) 1.6 (162B2) 05.1985/09.1989 76KW 103CV 1570CC AR 61101 - ALFA ROMEO 75 (162_) 1.6 Cat (162.B2B, 162.B2C) 05.1989/02.1992 81KW 110CV 1567CC AR 61101 - ALFA ROMEO 75 (162_) 1.8 (162.B1A, 162.B1B) 09.1985/06.1989 85KW 116CV 1779CC AR 06202 4000410 4114315 - ALFA ROMEO 75 (162_...</p> <p>d52x27mm 1f-d45x13mm 1-ponteira-d7x30mm</p>		<p>UTR0896 NO. 46402981 - 46556737 - 5951554 - 5974557 - 60811544 - 7745779</p> <p>TAMPÃO RESERVATÓRIO LIQUIDO REFRIGERAÇÃO</p> <p>ALFA ROMEO 75 (162B_) 1.6 (162.B2B, 162.B2C) (De 1985.05 Até 1989.09) 81KW 110cv 1567cm3 três volumes - ALFA ROMEO 75 (162B_) 1.6 Cat (162.B2B, 162.B2C) (De 1989.05 Até 1992.02) 81KW 110cv 1567cm3 três volumes - ALFA ROMEO 75 (162B_) 1.8 (162.B1H) (De 1989.08 Até 1992.02) 95KW 129cv 1773cm3 três volumes - ALFA ROMEO 75 (162B_) 1.8 (162.B1A, 162.B1B) (De 1985.09 Até 1989.06) 85kW...</p> <p>d79/59x28mm d38x26mm</p>
	<p>Z10675 NO. 51722681</p> <p>Mola de fixação</p> <p>ALFA ROMEO 75</p> <p>d9.5x21.5mm 1p-d5.5-12mm</p>		<p>Z80476 NO. 14188282 - 46306526 - 60507749</p> <p>Mola de painel</p> <p>ALFA ROMEO 75</p> <p>d18x20.5mm 1p-d8-14mm</p>
	<p>Z80541 NO. 46305824</p> <p>Mola de painel</p> <p>ALFA ROMEO 75</p> <p>d9.5x12.5mm 1p-d5.7-11mm</p>		<p>Z80586 NO. 82448727</p> <p>Mola de fixação</p> <p>ALFA ROMEO 75</p> <p>d12.8x22.5mm 1p-d6.5-8.5mm</p>
	<p>Z80607 NO. 500358569 - 9621837480</p> <p>Mola de fixação</p> <p>ALFA ROMEO 75</p> <p>d16x21mm 1p-d5.5-10mm</p>		<p>Z80654 NO. 7556533</p> <p>Mola de fixação</p> <p>ALFA ROMEO 75</p> <p>d12.8x28mm 1p-d6.2-11.5mm</p>
	<p>Z80703 NO. 5988006</p> <p>Mola de fixação</p> <p>ALFA ROMEO 75</p> <p>d15x24mm 1p-d6.5-12mm</p>		

	<p>A1930 NO. 116081512702 - 116081512704 - 60505302 - 8033989089591</p> <p>APOIO DE TRANSMISSÃO (SEM ROLAMENTO)</p> <p>ALFA ROMEO 90 (162_): 1.8 (162A1) 10.1984/07.1987 89KW 121CV 1779CC</p> <p>155x110x30mm 1f-d53mm 2f-14x9mm</p>		<p>A2211 NO. 117011308100 - 117011308101 - 60701586</p> <p>APOIO DA CAIXA DE VELOCIDADES LADO ESQUERDO</p> <p>ALFA ROMEO 90 (162_): 1.8 (162A1) 10.1984/07.1987 89KW 121CV 1779CC</p> <p>89x77x52mm 3f-d8mm 1f-d7mm 1f-d6mm</p>
	<p>D0038 NO. 116081530107 - 116081530110 - 60521648 - 60725181</p> <p>CARDAN TRANSMISSÃO</p> <p>ALFA ROMEO 90 (162_): 1.8 (162.A1A) 10.1984/07.1987 85KW 116CV 1779CC - ALFA ROMEO 90 (162_): 1.8 (162A1) 10.1984/07.1987 89KW 121CV 1779CC - ALFA ROMEO 90 (162_): 2.0 i.e. (162.A2A, 162.A2E) 10.1984/07.1987 94KW 128CV 1962CC</p> <p>110x110x35x42mm 6f-d10mm</p>		<p>D0039 NO. 116081530005 - 116081530205 - 60521647 - 60521649</p> <p>CARDAN TRANSMISSÃO</p> <p>ALFA ROMEO 90 (162_): 1.8 (162.A1A) 10.1984/07.1987 85KW 116CV 1779CC - ALFA ROMEO 90 (162_): 1.8 (162A1) 10.1984/07.1987 89KW 121CV 1779CC - ALFA ROMEO 90 (162_): 2.0 i.e. (162.A2A, 162.A2E) 10.1984/07.1987 94KW 128CV 1962CC - ALFA ROMEO 90 (162_): 2.5 i.e. V6 (162.A, 162.AA) 10.1984/07.1987 110KW 150CV 2492CC - ALFA ROMEO 90 (162_): 2.4 TD (162.B5) 10.1984/07.1987 81KW 110CV 2393CC</p> <p>100x115x34x42mm 6f-d10mm</p>
	<p>D0058 NO. 116081502301 - 116081502401 - 116081502402 - 60521630 - 6052163031</p> <p>CARDAN TRANSMISSÃO</p> <p>ALFA ROMEO 90 (162_): 1.8 (162.A1A) 10.1984/07.1987 85KW 116CV 1779CC - ALFA ROMEO 90 (162_): 1.8 (162A1) 10.1984/07.1987 89KW 121CV 1779CC - ALFA ROMEO 90 (162_): 2.0 i.e. (162.A2A, 162.A2E) 10.1984/07.1987 94KW 128CV 1962CC</p> <p>104x101x42x34mm 6f-d10mm 1f-d22/19mm</p>		<p>D0064 NO. 116681530101 - 60518193 - 60704062</p> <p>CARDAN TRANSMISSÃO</p> <p>ALFA ROMEO 90 (162_): 2.5 i.e. V6 (162.A, 162.AA) 10.1984/07.1987 110KW 150CV 2492CC - ALFA ROMEO 90 (162_): 2.4 TD (162.B5) 10.1984/07.1987 81KW 110CV 2393CC</p> <p>126x126x54x38mm 3f-d12mm 3f-d14mm</p>
	<p>E0043 NO. 102508 - 102866 - 60503033 - 60522113 - 60563746 - 60573784 - 60751167 - 94222502</p> <p>ESTICADOR DE ESCAPE</p> <p>ALFA ROMEO 90 (162_): 1.8 (162.A1A) 10.1984/07.1987 85KW 116CV 1779CC - ALFA ROMEO 90 (162_): 1.8 (162A1) 10.1984/07.1987 89KW 121CV 1779CC - ALFA ROMEO 90 (162_): 2.0 i.e. (162.A2A, 162.A2E) 10.1984/07.1987 94KW 128CV 1962CC - ALFA ROMEO 90 (162_): 2.5 i.e. V6 (162.A, 162.AA) 10.1984/07.1987 110KW 150CV 2492CC - ALFA ROMEO 90 (162_): 2.4 TD (162.B5) 10.1984/07.1987 81KW 110CV 2393CC</p> <p>d55x13mm</p>		<p>E0049 NO. 1160030815 - 116003081500 - 1755387501 - 60521407</p> <p>ESTICADOR DE ESCAPE TRÁS</p> <p>ALFA ROMEO 90 (162_): 1.8 (162.A1A) 10.1984/07.1987 85KW 116CV 1779CC - ALFA ROMEO 90 (162_): 1.8 (162A1) 10.1984/07.1987 89KW 121CV 1779CC - ALFA ROMEO 90 (162_): 2.0 i.e. (162.A2A, 162.A2E) 10.1984/07.1987 94KW 128CV 1962CC - ALFA ROMEO 90 (162_): 2.5 i.e. V6 (162.A, 162.AA) 10.1984/07.1987 110KW 150CV 2492CC - ALFA ROMEO 90 (162_): 2.4 TD (162.B5) 10.1984/07.1987 81KW 110CV 2393CC</p> <p>92x40x34mm 1f-15x15mm</p>
	<p>F0861-I NO. 11600230022208 - 11608230022208 - 11608230023409 - 60724111 - 60724154</p> <p>FOLE DA DIREÇÃO DIREITO E ESQUERDO</p> <p>ALFA ROMEO 90 (162_): 1.8 (162.A1A) 10.1984/07.1987 85KW 116CV 1779CC - ALFA ROMEO 90 (162_): 1.8 (162A1) 10.1984/07.1987 89KW 121CV 1779CC - ALFA ROMEO 90 (162_): 2.0 i.e. (162.A2A, 162.A2E) 10.1984/07.1987 94KW 128CV 1962CC - ALFA ROMEO 90 (162_): 2.5 i.e. V6 (162.A, 162.AA) 10.1984/07.1987 110KW 150CV 2492CC - ALFA ROMEO 90 (162_): 2.4 TD (162.B5) 10.1984/07.1987 81KW 110CV 2393CC</p> <p>d60x170mm 1f-d47mm 1f-d11mm</p>		<p>L3116 NO. 116002506301 - 116002560301 - 60521366</p> <p>CASQUILHO PONTAS BARRA ESTABILIZADORA</p> <p>ALFA ROMEO 90 (162_): 1.8 (162.A1A) 10.1984/07.1987 85KW 116CV 1779CC - ALFA ROMEO 90 (162_): 1.8 (162A1) 10.1984/07.1987 89KW 121CV 1779CC - ALFA ROMEO 90 (162_): 2.0 i.e. (162.A2A, 162.A2E) 10.1984/07.1987 94KW 128CV 1962CC - ALFA ROMEO 90 (162_): 2.5 i.e. V6 (162.A, 162.AA) 10.1984/07.1987 110KW 150CV 2492CC - ALFA ROMEO 90 (162_): 2.4 TD (162.B5) 10.1984/07.1987 81KW 110CV 2393CC VM 81 A 4000407 - ALFA ROMEO 90 (162_): 2.5 i.e. V6 (...)</p> <p>d27x14mm 1f-d13mm</p>
	<p>N2331 NO. 1160030083 - 116003008300 - 60521386 - 60521387</p> <p>ANEL ESCAPE</p> <p>ALFA ROMEO 90 (162_): 2.5 i.e. V6 (162.A, 162.AA) 10.1984/07.1987 110KW 150CV 2492CC AR 01911 AR 01646 4000406</p> <p>d58x14mm 1f-d31mm</p>		<p>P1084 NO. 105004410701 - 116004410700 - 60515942 - 60521429 - 60724299</p> <p>CAPA DE PEDAL TRAVAO/EMBRAIAGEM (GASTA 2 UNIDADES)</p> <p>ALFA ROMEO 90 (162_): 1.8 (162.A1A) 10.1984/07.1987 85KW 116CV 1779CC - ALFA ROMEO 90 (162_): 1.8 (162A1) 10.1984/07.1987 89KW 121CV 1779CC - ALFA ROMEO 90 (162_): 2.0 i.e. (162.A2A, 162.A2E) 10.1984/07.1987 94KW 128CV 1962CC - ALFA ROMEO 90 (162_): 2.5 i.e. V6 (162.A, 162.AA) 10.1984/07.1987 110KW 150CV 2492CC - ALFA ROMEO 90 (162_): 2.4 TD (162.B5) 10.1984/07.1987 81KW 110CV 2393CC</p> <p>74x56x15mm</p>
	<p>S1754 NO. 116001308006 - 116081308000 - 116101308000 - 116441308000 - 60521958 - 60723912 - 60725999 - 6072831</p> <p>SILENT-BLOCO REPARAÇÃO CAIXA VELOCIDADES</p> <p>ALFA ROMEO 90 (162_): 1.8 (162.A1A) 10.1984/07.1987 85KW 116CV 1779CC - ALFA ROMEO 90 (162_): 1.8 (162A1) 10.1984/07.1987 89KW 121CV 1779CC - ALFA ROMEO 90 (162_): 2.0 i.e. (162.A2A, 162.A2E) 10.1984/07.1987 94KW 128CV 1962CC - ALFA ROMEO 90 (162_): 2.5 i.e. V6 (162.A, 162.AA) 10.1984/07.1987 110KW 150CV 2492CC - ALFA ROMEO 90 (162_): 2.4 TD (162.B5) 10.1984/07.1987 81KW 110CV 2393CC</p> <p>d53x58mm c47mm 1f-d12mm</p>		<p>UTR0801 NO. 1325237080 - 1341182080 - 46402982 - 46441776 - 46457390 - 46556737 - 46556739 - 5951554 - 60507797 ...</p> <p>TAMPA DEPOSITO LIQUIDO REFRIGERAÇÃO</p> <p>ALFA ROMEO 90</p> <p>d55x26mm 1f-d46x14mm</p>
	<p>UTR0816 NO. 1306.E1 - 1306.E7 - 1306.E7</p> <p>TAMPÃO RESERVATÓRIO LIQUIDO REFRIGERAÇÃO</p> <p>ALFA ROMEO 90 (162_): 1.8 (162.A1A) (10.84 A 07.87) 116cv 1779cc três volumes - ALFA ROMEO 90 (162_): 1.8 (10.84 A 07.87) 121cv 1779cc três volumes - ALFA ROMEO 90 (162_): 2.0 i.e. (162.A2A, 162.A2E) (10.84 A 07.87) 128cv 1962cc três volumes - ALFA ROMEO 90 (162_): 2.5 i.e. V6 (162.A, 162.AA) (10.84 A 07.87) 150cv 2492cc três volumes - ALFA ROMEO 90 (162_): 2.4 TD (162.B5) (10.84 A 07.87) 110c...</p> <p>d52x27mm 1f-d45x13mm 1-ponteira-d7x30mm</p>		<p>UTR0896 NO. 46402981 - 46556737 - 5951554 - 5974557 - 60811544 - 7745779</p> <p>TAMPÃO RESERVATÓRIO LIQUIDO REFRIGERAÇÃO</p> <p>ALFA ROMEO 90 (162_): 1.8 (162.A1A) (De 1984.10 Até 1987.07) 85KW 116cv 1779cm3 três volumes - ALFA ROMEO 90 (162_): 1.8 (162A1) (De 1984.10 Até 1987.07) 89KW 121cv 1779cm3 três volumes - ALFA ROMEO 90 (162_): 2.0 i.e. (162.A2A, 162.A2E) (De 1984.10 Até 1987.07) 94KW 128cv 1962cm3 três volumes -</p> <p>d79/59x28mm d38x26mm</p>

	Z10675	NO. 51722681		Z80476	NO. 14188282 - 46306526 - 60507749
	Mola de fixação ALFA ROMEO 90			Mola de painel ALFA ROMEO 90	
d9.5x21.5mm		1p-d5.5-12mm	d18x20.5mm		1p-d8-14mm
	Z80541	NO. 46305824		Z80586	NO. 82448727
	Mola de painel ALFA ROMEO 90			Mola de fixação ALFA ROMEO 90	
d9.5x12.5mm		1p-d5.7-11mm	d12.8x22.5mm		1p-d6.5-8.5mm
	Z80607	NO. 500358569 - 9621837480		Z80654	NO. 7556533
	Mola de fixação ALFA ROMEO 90			Mola de fixação ALFA ROMEO 90	
d16x21mm		1p-d5.5-10mm	d12.8x28mm		1p-d6.2-11.5mm
	Z80703	NO. 5988006			
	Mola de fixação ALFA ROMEO 90				
d15x24mm		1p-d6.5-12mm			

ALFA ROMEO ALFA SUD

	A1079	NO. 530355 - 5303550000 - 60504209 - 60745016		A1354	NO. 530869 - 542336 - 60501445 - 60535993
	APOIO SUPORTE DO ESCAPE ALFA ROMEO ALFASUD (901_): 1.3 (901.F0) 05.1978/04.1980 50KW 68CV 1286CC - ALFA ROMEO ALFASUD (901_): 1.3 ti (901.G0) 09.1977/09.1984 55KW 75CV 1286CC - ALFA ROMEO ALFASUD (901_): 1.3 Super (901.F2) 01.1979/09.1984 51KW 69CV 1351CC - ALFA ROMEO ALFASUD (901_): 1.3 SC/ti Super (901F3C, 901G2) 09.1977/09.1984 55KW 76CV 1351CC - ALFA ROMEO ALFASUD (901_): 1.3 ti (901.G4) 03.1980/12.1984 63KW 86CV 135...			APOIO SUPORTE AMORTECEDOR FRENTE (GASTA 2 UNIDADES) ALFA ROMEO ALFASUD (901_): 1.2 (901.D5) 03.1980/09.1984 44KW 60CV 1186CC - ALFA ROMEO ALFASUD (901_): 1.2 (901.D0, 901.D1) 06.1972/09.1984 46KW 63CV 1186CC	
45x26x20mm		1p-d6-15mm	102x102x42mm		1f-d16mm
	C0229	NO. 100816 - 4276430		E0043	NO. 102508 - 102866 - 60503033 - 60522113 - 60563746 - 60573784 - 60751167 - 94222502
	BOTÃO DE AFINAÇÃO DO CAPOT (GRANDE) ALFA ROMEO ALFASUD (901_): 1.2 (901.D5) 03.1980/09.1984 44KW 60CV 1186CC - ALFA ROMEO ALFASUD (901_): 1.2 (901.D0, 901.D1) 06.1972/09.1984 46KW 63CV 1186CC			ESTICADOR DE ESCAPE ALFA ROMEO ALFASUD (901_): 1.2 (901.D5) 03.1980/09.1984 44KW 60CV 1186CC - ALFA ROMEO ALFASUD (901_): 1.2 (901.D0, 901.D1) 06.1972/09.1984 46KW 63CV 1186CC - ALFA ROMEO ALFASUD (901_): 1.2 ti 11.1973/09.1984 50KW 68CV 1186CC - ALFA ROMEO ALFASUD (901_): 1.3 (901.F0) 05.1978/04.1980 50KW 68CV 1286CC - ALFA ROMEO ALFASUD (901_): 1.3 ti (901.G0) 09.1977/09.1984 55KW 75CV 1286CC - ALFA ROMEO ALFASUD (...)	
d18x44mm		1r-d12mm	d55x13mm		
	F0541-I	NO. 101512 - 102962 - 60502781 - 60506725 - 60709447		F4009	NO. 102185 - 60501744 - 60801443
	FOLE DA DIREÇÃO DIREITO E ESQUERDO ALFA ROMEO ALFASUD (901_): 1.2 (901.D5) 03.1980/09.1984 44KW 60CV 1186CC - ALFA ROMEO ALFASUD (901_): 1.2 (901.D0, 901.D1) 06.1972/09.1984 46KW 63CV 1186CC - ALFA ROMEO ALFASUD (901_): 1.2 ti 11.1973/09.1984 50KW 68CV 1186CC - ALFA ROMEO ALFASUD (901_): 1.3 (901.F0) 05.1978/04.1980 50KW 68CV 1286CC - ALFA ROMEO ALFASUD (901_): 1.3 ti (901.G0) 09.1977/09.1984 55KW 75CV 1286CC - ALFA ROMEO ALFASUD (901_):...			FOLE AMORTECEDOR CAPA DE PROTECÇÃO FRENTE (GASTA 2 UNIDADES) ALFA ROMEO ALFASUD (901_): 1.2 (901.D5) 03.1980/09.1984 44KW 60CV 1186CC - ALFA ROMEO ALFASUD (901_): 1.2 (901.D0, 901.D1) 06.1972/09.1984 46KW 63CV 1186CC - ALFA ROMEO ALFASUD (901_): 1.2 ti 11.1973/09.1984 50KW 68CV 1186CC - ALFA ROMEO ALFASUD (901_): 1.3 (901.F0) 05.1978/04.1980 50KW 68CV 1286CC - ALFA ROMEO ALFASUD (901_): 1.3 ti (901.G0) 09.1977/09.1984 55KW 75CV 1286CC - ALFA ROMEO ALFASUD (...)	
d77x120mm		1f-d40mm 1f-d44mm	d120x150mm		d16mm 1f-d54mm 1f-d42mm

	<p>M6035 NO. 102078 - 102078000000 - 115309 - 60502984 - 60503304 - 60529840</p> <p>JUNTA DE ESCAPE</p> <p>ALFA ROMEO ALFASUD (901_) 1.2 (901.D0, 901.D1) 06.1972/09.1984 46KW 63CV 1186CC AR 30102 4000360 4067301 4067303 - ALFA ROMEO ALFASUD (901_) 1.2 ti 11.1973/09.1984 50K2 68CV 1186CC AR 30104 4000377 4067302 - ALFA ROMEO ALFASUD (901_) 1.3 (901.F0) 05.1978/04.1980 50KW 68CV 1286CC AR 30180 4000368 4067306 - ALFA ROMEO ALFASUD (901_) 1.3 SC/ti Super (901F3C, 901G2) 09.1977/09.1984 55KW 76CV 1351CC AR...</p> <p>74x53mm 1f-d32mm 2f-d9mm</p>		<p>N3727 NO.</p> <p>ANEL DE ESCAPE</p> <p>ALFA ROMEO ALFASUD</p> <p>d55x12mm 1f-d31mm</p>
	<p>P1074 NO. 101905 - 60501331</p> <p>CAPA PEDAL ACELERADOR</p> <p>ALFA ROMEO ALFASUD (901_) 1.2 (901.D5) 03.1980/09.1984 44KW 60CV 1186CC - ALFA ROMEO ALFASUD (901_) 1.2 (901.D0, 901.D1) 06.1972/09.1984 46KW 63CV 1186CC</p> <p>84x40x11mm</p>		<p>R021101 NO. 60502989</p> <p>TUBO DE LIGAÇÃO DA BOMBA DE ÁGUA AO COLECTOR</p> <p>ALFA ROMEO ALFASUD (901_) 1.2 (901.D0, 901.D1) 06.1972/09.1984 46KW 63CV 1186CC AR 30102 4000360 4067301 4067303 - ALFA ROMEO ALFASUD (901_) 1.2 (901.D5) 03.1980/09.1984 44KW 60CV 1186CC AR 30102 S 4000359 4067318</p> <p>B165-d14/14mm 55-145mm</p>
	<p>RT08289 NO. 101336 - 107101 - 60709427 - 60718544</p> <p>TUBO DE TRAVÃO FRENTE LH-RH</p> <p>ALFA ROMEO ALFASUD (901_) 1.2 (901.D0, 901.D1) 06.1972/09.1984 46KW 63CV 1186CC AR 30102 4000360, 4067301, 4067303 - ALFA ROMEO ALFASUD (901_) 1.2 (901.D5) 03.1980/09.1984 44KW 60CV 1186CC AR 30102 S 4000359, 4067318 - ALFA ROMEO ALFASUD (901_) 1.2 ti 11.1973/09.1984 50KW 68CV 1186CC AR 30104 4000377, 4067302 - ALFA ROMEO ALFASUD (901_) 1.3 (901.F0) 05.1978/04.1980 50KW 68CV 1286CC AR 30180 400036...</p> <p>310mm F - MC11</p>		<p>S1158 NO. 101292 - 101549 - 102549 - 60501911 - 60501920</p> <p>SILENT-BLOC DA SUSPENSÃO DE TRÁS</p> <p>ALFA ROMEO ALFASUD (901_) 1.2 (901.D5) 03.1980/09.1984 44KW 60CV 1186CC - ALFA ROMEO ALFASUD (901_) 1.2 (901.D0, 901.D1) 06.1972/09.1984 46KW 63CV 1186CC - ALFA ROMEO ALFASUD (901_) 1.2 ti 11.1973/09.1984 50KW 68CV 1186CC - ALFA ROMEO ALFASUD (901_) 1.3 (901.F0) 05.1978/04.1980 50KW 68CV 1286CC - ALFA ROMEO ALFASUD (901_) 1.3 ti (901.G0) 09.1977/09.1984 55KW 75CV 1286CC - ALFA ROMEO ALFASUD (...)</p> <p>d44x36mm c26mm 1f-d10mm</p>
	<p>S1945 NO. 510925 - 530687</p> <p>SILENT-BLOC DA CAIXA DE VELOCIDADES</p> <p>ALFA ROMEO ALFASUD (901_) 1.2 (901.D0, 901.D1) 06.1972/09.1984 46KW 63CV 1186CC AR 30102 4000360 4067301 4067303 - ALFA ROMEO ALFASUD (901_) 1.2 (901.D5) 03.1980/09.1984 44KW 60CV 1186CC AR 30102 S AR 30102 4000359 4067318</p> <p>d62x120mm c45 2f-d9mm</p>		<p>UTR0620 NO. 1747955</p> <p>TAMPÃO RADIADOR (7LBS/G490)</p> <p>ALFA ROMEO ALFASUD (901_) 1.2 (901.D0, 901.D1) 06.1972/09.1984 46KW 63CV 1186CC AR 30102 4000360 4067301 4067303 - ALFA ROMEO ALFASUD (901_) 1.2 (901.D5) 03.1980/09.1984 44KW 60CV 1186CC AR 30102 S AR 30102 4000359 4067318 - ALFA ROMEO ALFASUD (901_) 1.2 ti 11.1973/09.1984 50KW 68CV 1186CC AR 30104 4000377 4067302 - ALFA ROMEO ALFASUD (901_) 1.3 (901.F0) 05.1978/04.1980 50KW 68CV 1286CC AR 30180...</p> <p>d59/78x28mm d38x25mm</p>

ALFA ROMEO ALFETTA

	<p>A1930 NO. 11608152702 - 11608152704 - 60505302 - 8033989089591</p> <p>APOIO DE TRANSMISSÃO (SEM ROLAMENTO)</p> <p>ALFA ROMEO ALFETTA (116_) 1.6 (116.B1A) 01.1975/12.1984 79KW 107CV 1570CC - ALFA ROMEO ALFETTA (116_) 1.8 (11608, 11642) 07.1974/04.1982 85KW 116CV 1779CC - ALFA ROMEO ALFETTA (116_) 1.8 (11608) 10.1979/12.1984 89KW 121CV 1779CC - ALFA ROMEO ALFETTA (116_) 1.8 (116.B2) 10.1979/12.1984 90KW 122CV 1779CC - ALFA ROMEO ALFETTA (116_) 2.0 (116.55G, 116.56G) 03.1977/02.1980 89KW 121CV 1962CC - ALFA...</p> <p>155x110x30mm 1f-d53mm 2f-14x9mm</p>		<p>D0038 NO. 116081530107 - 116081530110 - 60521648 - 60725181</p> <p>CARDAN TRANSMISSÃO</p> <p>ALFA ROMEO ALFETTA (116_) 1.6 (116.B1A) 01.1975/12.1984 79KW 107CV 1570CC - ALFA ROMEO ALFETTA (116_) 1.8 (11608, 11642) 07.1974/04.1982 85KW 116CV 1779CC - ALFA ROMEO ALFETTA (116_) 1.8 (11608) 10.1979/12.1984 89KW 121CV 1779CC - ALFA ROMEO ALFETTA (116_) 1.8 (116.B2) 10.1979/12.1984 90KW 122CV 1779CC - ALFA ROMEO ALFETTA (116_) 2.0 (116.55G, 116.56G) 03.1977/02.1980 89KW 121CV 1962CC - A...</p> <p>110x110x35x42mm 6f-d10mm</p>
	<p>D0039 NO. 116081530005 - 116081530205 - 60521647 - 60521649</p> <p>CARDAN TRANSMISSÃO</p> <p>ALFA ROMEO ALFETTA (116_) 1.6 (116.B1A) 01.1975/12.1984 79KW 107CV 1570CC - ALFA ROMEO ALFETTA (116_) 1.8 (11608, 11642) 07.1974/04.1982 85KW 116CV 1779CC - ALFA ROMEO ALFETTA (116_) 1.8 (11608) 10.1979/12.1984 89KW 121CV 1779CC - ALFA ROMEO ALFETTA (116_) 1.8 (116.B2) 10.1979/12.1984 90KW 122CV 1779CC - ALFA ROMEO ALFETTA (116_) 2.0 (116.55G, 116.56G) 03.1977/02.1980 89KW 121CV 1962CC - ALFA...</p> <p>100x115x34x42mm 6f-d10mm</p>		<p>D0057 NO. 116081504402 - 60725177</p> <p>CARDAN TRANSMISSÃO</p> <p>ALFA ROMEO ALFETTA (116_) 1.6 (116.B1A) 01.1975/12.1984 79KW 107CV 1570CC - ALFA ROMEO ALFETTA (116_) 1.8 (11608, 11642) 07.1974/04.1982 85KW 116CV 1779CC - ALFA ROMEO ALFETTA (116_) 1.8 (11608) 10.1979/12.1984 89KW 121CV 1779CC - ALFA ROMEO ALFETTA (116_) 1.8 (116.B2) 10.1979/12.1984 90KW 122CV 1779CC - ALFA ROMEO ALFETTA (116_) 2.0 (116.55G, 116.56G) 03.1977/02.1980 89KW 121CV 1962CC - A...</p> <p>114x103x42x34mm 6f-d10mm 1f-d15/19mm</p>
	<p>D0058 NO. 116081502301 - 116081502401 - 116081502402 - 60521630 - 6052163031</p> <p>CARDAN TRANSMISSÃO</p> <p>ALFA ROMEO ALFETTA (116_) 1.6 (116.B1A) 01.1975/12.1984 79KW 107CV 1570CC - ALFA ROMEO ALFETTA (116_) 1.8 (11608, 11642) 07.1974/04.1982 85KW 116CV 1779CC - ALFA ROMEO ALFETTA (116_) 1.8 (11608) 10.1979/12.1984 89KW 121CV 1779CC - ALFA ROMEO ALFETTA (116_) 1.8 (116.B2) 10.1979/12.1984 90KW 122CV 1779CC - ALFA ROMEO ALFETTA (116_) 2.0 (116.55G, 116.56G) 03.1977/02.1980 89KW 121CV 1962CC - ALFA...</p> <p>104x101x42x34mm 6f-d10mm 1f-d22/19mm</p>		<p>E0049 NO. 1160030815 - 116003081500 - 1755387501 - 60521407</p> <p>ESTICADOR DE ESCAPE TRÁS</p> <p>ALFA ROMEO ALFETTA (116_) 1.6 (116.B1A) 01.1975/12.1984 79KW 107CV 1570CC - ALFA ROMEO ALFETTA (116_) 1.8 (11608, 11642) 07.1974/04.1982 85KW 116CV 1779CC - ALFA ROMEO ALFETTA (116_) 1.8 (11608) 10.1979/12.1984 89KW 121CV 1779CC - ALFA ROMEO ALFETTA (116_) 1.8 (116.B2) 10.1979/12.1984 90KW 122CV 1779CC - ALFA ROMEO ALFETTA (116_) 2.0 (116.55G, 116.56G) 03.1977/02.1980 89KW 121CV 1962CC - ALFA...</p> <p>92x40x34mm 1f-15x15mm</p>

	<p>F0861-I NO. 1160023002208 - 1160823002208 - 11608230023409 - 60724111 - 60724154</p> <p>FOLE DA DIRECÇÃO DIREITO E ESQUERDO</p> <p>ALFA ROMEO ALFETTA (116_) : 1.6 (116.B1A) 01.1975/12.1984 79KW 107CV 1570CC - ALFA ROMEO ALFETTA (116_) : 1.8 (11608, 11642) 07.1974/04.1982 85KW 116CV 1779CC - ALFA ROMEO ALFETTA (116_) : 1.8 (11608) 10.1979/12.1984 89KW 121CV 1779CC - ALFA ROMEO ALFETTA (116_) : 1.8 (116.B2) 10.1979/12.1984 90KW 122CV 1779CC - ALFA ROMEO ALFETTA (116_) : 2.0 (116.55G, 116.56G) 03.1977/02.1980 89KW 121CV 1962CC - A...</p> <p>d60x170mm 1f-d47mm 1f-d11mm</p>		<p>L3116 NO. 116002506301 - 116002560301 - 60521366</p> <p>CASQUILHO PONTAS BARRA ESTABILIZADORA</p> <p>ALFA ROMEO ALFETTA (116_) 1.6 (116.B1A) 01.1975/12.1984 79KW 107CV 1570CC AR 01600 4000338 4000381 - ALFA ROMEO ALFETTA (116_) 1.8 (116.B2) 10.1979/12.1984 90KW 122CV 1779CC AR 01678 4000356 4000382 - ALFA ROMEO ALFETTA (116_) 1.8 (11608) 10.1979/12.1984 89KW 121CV 1779CC AR 01608 4000336 - ALFA ROMEO ALFETTA (116_) 1.8 (11608, 11642) 07.1974/04.1982 85KW 116CV 1779CC AR 01608 X 4000339 - ALFA ROM...</p> <p>d27x14mm 1f-d13mm</p>
	<p>N2331 NO. 1160030083 - 116003008300 - 60521386 - 60521387</p> <p>ANEL ESCAPE</p> <p>ALFA ROMEO ALFETTA</p> <p>d58x14mm 1f-d31mm</p>		<p>N3727 NO.</p> <p>ANEL DE ESCAPE</p> <p>ALFA ROMEO ALFETTA (116_) 1.6 (116.B1A) 01.1975/12.1984 79KW 107CV 1570CC AR 01600 4000338 4000381 - ALFA ROMEO ALFETTA (116_) 1.8 (116.B2) 10.1979/12.1984 90KW 122CV 1779CC AR 01678 4000356 4000382 - ALFA ROMEO ALFETTA (116_) 1.8 (11608) 10.1979/12.1984 89KW 121CV 1779CC AR 01608 4000336 - ALFA ROMEO ALFETTA (116_) 1.8 (11608, 11642) 07.1974/04.1982 85KW 116CV 1779CC AR 01608 X 4000339 - ALFA ROM...</p> <p>d55x12mm 1f-d31mm</p>
	<p>P1084 NO. 105004410701 - 116004410700 - 60515942 - 60521429 - 60724299</p> <p>CAPA DE PEDAL TRAVA/EMBRAIAGEM (GASTA 2 UNIDADES)</p> <p>ALFA ROMEO ALFETTA (116_) : 1.6 (116.B1A) 01.1975/12.1984 79KW 107CV 1570CC - ALFA ROMEO ALFETTA (116_) : 1.8 (11608, 11642) 07.1974/04.1982 85KW 116CV 1779CC - ALFA ROMEO ALFETTA (116_) : 1.8 (11608) 10.1979/12.1984 89KW 121CV 1779CC - ALFA ROMEO ALFETTA (116_) : 1.8 (116.B2) 10.1979/12.1984 90KW 122CV 1779CC - ALFA ROMEO ALFETTA (116_) : 2.0 (116.55G, 116.56G) 03.1977/02.1980 89KW 121CV 1962CC - ALFA...</p> <p>74x56x15mm</p>		<p>S1754 NO. 116001308006 - 116081308000 - 116101308000 - 116441308000 - 60521958 - 60723912 - 60725999 - 60726041</p> <p>SILENT-BLOCO REPARAÇÃO CAIXA VELOCIDADES</p> <p>ALFA ROMEO ALFETTA (116_) : 1.6 (116.B1A) 01.1975/12.1984 79KW 107CV 1570CC - ALFA ROMEO ALFETTA (116_) : 1.8 (11608, 11642) 07.1974/04.1982 85KW 116CV 1779CC - ALFA ROMEO ALFETTA (116_) : 1.8 (11608) 10.1979/12.1984 89KW 121CV 1779CC - ALFA ROMEO ALFETTA (116_) : 1.8 (116.B2) 10.1979/12.1984 90KW 122CV 1779CC - ALFA ROMEO ALFETTA (116_) : 2.0 (116.55G, 116.56G) 03.1977/02.1980 89KW 121CV 1962CC - ALFA...</p> <p>d53x58mm c47mm 1f-d12mm</p>
	<p>S2025 NO. 135666122 - 2049645 - 60547737 - 82049645</p> <p>SILENT-BLOC DA BARRA ESTABILIZADORA DE TRÁS</p> <p>ALFA ROMEO ALFETTA (116_) 1.6 (116.B1A) 01.1975/12.1984 79KW 107CV 1570CC AR 01600 4000338 4000381 - ALFA ROMEO ALFETTA (116_) 1.8 (116.B2) 10.1979/12.1984 90KW 122CV 1779CC AR 01678 4000356 4000382 - ALFA ROMEO ALFETTA (116_) 1.8 (11608) 10.1979/12.1984 89KW 121CV 1779CC AR 01608 4000336 - ALFA ROMEO ALFETTA (116_) 1.8 (11608, 11642) 07.1974/04.1982 85KW 116CV 1779CC AR 01608 X 4000339 - ALFA ROM...</p> <p>d20x17mm c15mm 1f-d8mm</p>		<p>UTR0620 NO. 1747955</p> <p>TAMPÃO RADIADOR (7LBS/G490)</p> <p>ALFA ROMEO ALFETTA (116_) 1.6 (116.B1A) 01.1975/12.1984 79KW 107CV 1570CF AR 01600 4000338 4000381 - ALFA ROMEO ALFETTA (116_) 1.8 (116.B2) 10.1979/12.1984 90KW 122CV 1779CC AR 01678 4000356 4000382 - ALFA ROMEO ALFETTA (116_) 1.8 (11608) 10.1979/12.1984 89KW 121CV 1779CC AR 01608 4000336 - ALFA ROMEO ALFETTA (116_) 1.8 (11608, 11642) 07.1974/04.1982 85KW 116CV 1779CC AR 01608 X 4000339 - ALFA ROM...</p> <p>d59/78x28mm d38x25mm</p>
	<p>Z80454 NO. ---</p> <p>Mola de fixação</p> <p>Alfa Romeo Alfetta</p> <p>F-6T- 20mm L-10H-13G-9S1-7S-4mm</p>		

ALFA ROMEO ARNA

	<p>A1354 NO. 530869 - 542336 - 60501445 - 60535993</p> <p>APOIO SUPORTE AMORTECEDOR FRENTE (GASTA 2 UNIDADES)</p> <p>ALFA ROMEO ARNA (920_) : 1.2 (920.AA) 01.1985/12.1986 44KW 60CV 1186CC - ALFA ROMEO ARNA (920_) : 1.2 (920.AC, 920.AA) 03.1983/12.1986 46KW 63CV 1186CC - ALFA ROMEO ARNA (920_) : 1.2 (920.AB, 920.AC) 01.1985/12.1986 50KW 68CV 1186CC - ALFA ROMEO ARNA (920_) : 1.3 TI (920.A1B) 03.1983/12.1986 63KW 86CV 1351CC - ALFA ROMEO ARNA (920_) : 1.5 (920A2B) 01.1985/12.1986 70KW 95CV 1490CC</p> <p>102x102x42mm 1f-d16mm</p>		<p>E0043 NO. 102508 - 102866 - 60503033 - 60522113 - 60563746 - 60573784 - 60751167 - 94222502</p> <p>ESTICADOR DE ESCAPE</p> <p>ALFA ROMEO ARNA (920_) : 1.2 (920.AC, 920AA) 03.1983/12.1986 46KW 63CV 1186CC - ALFA ROMEO ARNA (920_) : 1.3 TI (920.A1B) 03.1983/12.1986 63KW 86CV 1351CC</p> <p>d55x13mm</p>
	<p>F0541-I NO. 101512 - 102962 - 60502781 - 60506725 - 60709447</p> <p>FOLE DA DIRECÇÃO DIREITO E ESQUERDO</p> <p>ALFA ROMEO ARNA (920_) : 1.2 (920.AA) 01.1985/12.1986 44KW 60CV 1186CC - ALFA ROMEO ARNA (920_) : 1.2 (920.AC, 920AA) 03.1983/12.1986 46KW 63CV 1186CC - ALFA ROMEO ARNA (920_) : 1.2 (920.AB, 920.AC) 01.1985/12.1986 50KW 68CV 1186CC - ALFA ROMEO ARNA (920_) : 1.3 TI (920.A1B) 03.1983/12.1986 63KW 86CV 1351CC - ALFA ROMEO ARNA (920_) : 1.5 (920A2B) 01.1985/12.1986 70KW 95CV 1490CC</p> <p>d77x120mm 1f-d40mm 1f-d44mm</p>		<p>F4009 NO. 120185 - 60501744 - 60801443</p> <p>FOLE AMORTECEDOR CAPA DE PROTECÇÃO FRENTE (GASTA 2 UNIDADES)</p> <p>ALFA ROMEO ARNA (920_) : 1.2 (920.AA) 01.1985/12.1986 44KW 60CV 1186CC - ALFA ROMEO ARNA (920_) : 1.2 (920.AC, 920AA) 03.1983/12.1986 46KW 63CV 1186CC - ALFA ROMEO ARNA (920_) : 1.2 (920.AB, 920.AC) 01.1985/12.1986 50KW 68CV 1186CC - ALFA ROMEO ARNA (920_) : 1.3 TI (920.A1B) 03.1983/12.1986 63KW 86CV 1351CC - ALFA ROMEO ARNA (920_) : 1.5 (920A2B) 01.1985/12.1986 70KW 95CV 1490CC</p> <p>d120x150mm d16mm 1f-d54mm 1f-d42mm</p>

	M6035 NO. 102078 - 102078000000 - 115309 - 60502984 - 60503304 - 60529840 JUNTA DE ESCAPE ALFA ROMEO ARNA (920_) 1.2 (920.AB, 920.AC) 01.1985/12.1986 50KW 68CV 1186CC AR 30500 4000408 - ALFA ROMEO ARNA (920_) 1.2 (920.AC, 920AA) 03.1983/12.1986 46KW 63CV 1186CC AR 30102 - ALFA ROMEO ARNA (920_) 1.3 TI (920.A1B) 03.1983/12.1986 63KW 86CV 1351CC AR 30168 AR 31010 4000394 - ALFA ROMEO ARNA (920_) 1.5 (920A2B) 01.1985/12.1986 70KW 95CV 1490CC AR 30182		P1074 NO. 101905 - 60501331 CAPA PEDAL ACELERADOR ALFA ROMEO ARNA (920_) 1.2 (920.AA) 01.1985/12.1986 44KW 60CV 1186CC - ALFA ROMEO ARNA (920_) 1.2 (920.AC, 920AA) 03.1983/12.1986 46KW 63CV 1186CC - ALFA ROMEO ARNA (920_) 1.2 (920.AB, 920.AC) 01.1985/12.1986 50KW 68CV 1186CC - ALFA ROMEO ARNA (920_) 1.3 TI (920.A1B) 03.1983/12.1986 63KW 86CV 1351CC - ALFA ROMEO ARNA (920_) 1.5 (920A2B) 01.1985/12.1986 70KW 95CV 1490CC
	UTR0620 NO. 1747955 TAMPÃO RADIADOR (7LBS/G490) ALFA ROMEO ARNA (920_) 1.2 (920.AA) 01.1985/12.1986 44KW 60CV 1186CC AR 31000 4000393 - ALFA ROMEO ARNA (920_) 1.2 (920.AB, 920.AC) 01.1985/12.1986 50KW 68CV 1186CC AR 30500 4000408 - ALFA ROMEO ARNA (920_) 1.2 (920.AC, 920AA) 03.1983/12.1986 46KW 63CV 1186CC AR 30102 - ALFA ROMEO ARNA (920_) 1.3 TI (920.A1B) 03.1983/12.1986 63KW 86CV 1351CC AR 30168 AR 31010 4000394 - ALFA ROMEO ARNA (920_) 1.5 (9...		
	74x53mm	1f-d32mm 2f-d9mm	84x40x11mm
	d59/78x28mm	d38x25mm	

ALFA ROMEO BRERA

	E0164 NO. 50704362 - 50706991 - 51795455 ESTICADOR DA BARRA ESTABILIZADORA DA FRENTE LADO DIREITO ALFA ROMEO BRERA (939_) 1.8 Tbi (939DXN1B) 05.2009/06.2010 147KW 200CV 1742CC - ALFA ROMEO BRERA (939_) 2.2 JTS (939.DXB11) 01.2006/05.2011 136KW 185CV 2198CC - ALFA ROMEO BRERA (939_) 3.2 JTS (939DXG2B, 939DXG1B) 03.2008/06.2010 191KW 260CV 3195CC - ALFA ROMEO BRERA (939_) 3.2 JTS Q4 (939.DXG22) 01.2006/05.2011 191KW 260CV 3195CC - ALFA ROMEO BRERA (939_) 2.0 JTDM (939DXQ1B) 03.2008/06.2010 ...		E0165 NO. 50704681 - 50705312 - 50705703 - 50706005 - 50706474 - 50706475 - 50706595 - 50706598 - 51705704 - 5... ESTICADOR DA BARRA ESTABILIZADORA DE TRÁS LADO DIREITO ALFA ROMEO BRERA (939_) 1.8 Tbi (939DXN1B) 05.2009/06.2010 147KW 200CV 1742CC - ALFA ROMEO BRERA (939_) 2.2 JTS (939.DXB11) 01.2006/05.2011 136KW 185CV 2198CC - ALFA ROMEO BRERA (939_) 3.2 JTS (939DXG2B, 939DXG1B) 03.2008/06.2010 191KW 260CV 3195CC - ALFA ROMEO BRERA (939_) 3.2 JTS Q4 (939.DXG22) 01.2006/05.2011 191KW 260CV 3195CC - ALFA ROMEO BRERA (939_) 2.0 JTDM (939DXQ1B) 03.2008/06.2010 ...
	E0166 NO. 50704361 - 50706990 - 51795454 ESTICADOR DA BARRA ESTABILIZADORA DA FRENTE LADO ESQUERDO ALFA ROMEO BRERA (939_) 1.8 Tbi (939DXN1B) 05.2009/06.2010 147KW 200CV 1742CC - ALFA ROMEO BRERA (939_) 2.2 JTS (939.DXB11) 01.2006/05.2011 136KW 185CV 2198CC - ALFA ROMEO BRERA (939_) 3.2 JTS (939DXG2B, 939DXG1B) 03.2008/06.2010 191KW 260CV 3195CC - ALFA ROMEO BRERA (939_) 3.2 JTS Q4 (939.DXG22) 01.2006/05.2011 191KW 260CV 3195CC - ALFA ROMEO BRERA (939_) 2.0 JTDM (939DXQ1B) 03.2008/06.2010 ...		E0167 NO. 50704680 - 50705311 - 50705702 - 50706004 - 51795703 - 51795705 ESTICADOR DA BARRA ESTABILIZADORA DE TRÁS LADO ESQUERDO ALFA ROMEO BRERA (939_) 1.8 Tbi (939DXN1B) 05.2009/06.2010 147KW 200CV 1742CC - ALFA ROMEO BRERA (939_) 2.2 JTS (939.DXB11) 01.2006/05.2011 136KW 185CV 2198CC - ALFA ROMEO BRERA (939_) 3.2 JTS (939DXG2B, 939DXG1B) 03.2008/06.2010 191KW 260CV 3195CC - ALFA ROMEO BRERA (939_) 3.2 JTS Q4 (939.DXG22) 01.2006/05.2011 191KW 260CV 3195CC - ALFA ROMEO BRERA (939_) 2.0 JTDM (939DXQ1B) 03.2008/06.2010 ...
	E0266-M NO. 50502602 - 60694941 ESTICADOR SUPORTE APOIO MOTOR TRAS ALFA ROMEO BRERA (939_) 1.8 Tbi (939DXN1B) 05.2009/06.2010 147KW 200CV 1742CC - ALFA ROMEO BRERA (939_) 2.0 JTDM (939DXP1B) 05.2009/06.2010 125KW 170CV 1956CC - ALFA ROMEO BRERA (939_) 2.0 JTDM (939DXP1B) 05.2009/06.2010 125KW 170CV 1956CC - ALFA ROMEO BRERA (939_) 2.4 JTDM 20V (939DXD1B, 939DXD12) 01.2006/03.2011 147KW 200CV 2387CC - ALFA ROMEO BRERA (939_) 2.4 JTDM 20V (939DXD1B, 939DXM1B)...		E0617-M NO. 50502603 - 60694940 ESTICADOR SUPORTE APOIO MOTOR TRAS ALFA ROMEO BRERA (939_) 1.8 Tbi (939DXN1B) 05.2009/06.2010 147KW 200CV 1742CC - ALFA ROMEO BRERA (939_) 2.0 JTDM (939DXP1B) 05.2009/06.2010 125KW 170CV 1956CC - ALFA ROMEO BRERA (939_) 2.4 JTDM 20V (939DXD1B, 939DXD12) 01.2006/03.2011 147KW 200CV 2387CC - ALFA ROMEO BRERA (939_) 2.4 JTDM 20V (939DXD1B, 939DXM1B) 05.2007/03.2011 154KW 210CV 2387CC
	E1092 NO. 51717811 ESTICADOR DE ESCAPE ALFA ROMEO BRERA (939_) 2.2 JTS (939.DXB11) 01.2006/05.2011 136KW 185CV 2198CC - ALFA ROMEO BRERA (939_) 3.2 JTS Q4 (939.DXG22) 01.2006/05.2011 191KW 260CV 3195CC - ALFA ROMEO BRERA (939_) 2.4 JTDM 20V (939DXD1B, 939DXD12) 01.2006/03.2011 147KW 200CV 2387CC - ALFA ROMEO BRERA (939_) 2.4 JTDM 20V (939DXD1B, 939DXM1B) 05.2007/03.2011 154KW 210CV 2387CC		F1910-T NO. 46308238 - 46308383 - 46308480 FOLE DO EIXO DE TRANSMISSÃO LADO DA RODA ALFA ROMEO BRERA (939_) 1.8 Tbi (939DXN1B) 05.2009/06.2010 147KW 200CV 1742CC - ALFA ROMEO BRERA (939_) 3.2 JTS (939DXG2B, 939DXG1B) 03.2008/06.2010 191KW 260CV 3195CC - ALFA ROMEO BRERA (939_) 2.0 JTDM (939DXP1B) 05.2009/06.2010 125KW 170CV 1956CC - ALFA ROMEO BRERA (939_) 2.4 JTDM 20V (939DXD1B, 939DXD12) 01.2006/03.2011 147KW 200CV 2387CC - ALFA ROMEO BRERA (939_) 2.4 JTDM 20V (939DXD1B, 939DXM1B) 05.2007/03.2011 154KW 210CV 2387CC, 9...
	KF1910-T NO. 46308238 - 46308383 - 46308480 KIT DE FOLE TRANSMISSÃO JUNTO Á RODA ALFA ROMEO BRERA (939_) 1.8 Tbi (939DXN1B) 05.2009/06.2010 147KW 200CV 1742CC 939 B1.000 4136ANA - ALFA ROMEO BRERA (939_) 2.0 JTDM (939DXP1B) 05.2009/06.2010 125KW 170CV 1956CC 939 B3.000 4136ANC - ALFA ROMEO BRERA (939_) 2.0 JTDM (939DXQ1B) 03.2008/06.2010 120KW 163CV 1956CC 844 A2.000 4136AND - ALFA ROMEO BRERA (939_) 2.4 JTDM 20V (939DXD1B, 939DXD12) 01.2006/03.2011 147KW 200CV 2387CC 939 A3.0...		KUBT3021 NO. 68003699AA - 77365530 KIT BORRACHAS PINÇA TRAVÃO TRÁS LUCAS (PERNOS DE GUIA) ALFA ROMEO BRERA (939_) 2.0 JTDM (939DXP1B) 05.2009/06.2010 125KW 170CV 1956CC 939 B3.000 4136ANC - ALFA ROMEO BRERA (939_) 2.0 JTDM (939DXQ1B) 03.2008/06.2010 120KW 163CV 1956CC 844 A2.000 4136AND - ALFA ROMEO BRERA (939_) 2.2 JTS (939.DXB11) 01.2006/05.2011 136KW 185CV 2198CC 939 A5.000 4136AAW
	d111x143mm	1f-d98mm 1f-d27mm	d120x150mm 1f-d28mm 1f-d100mm
			d20x31mm(x2) 2p-d8x57mm 1f-d22mm 1f-d22mm(x2)










	<p>KUBT3043 NO. 1f-d31mm 1f-d42mm 1f-d12mm 1f-d10m</p> <p>KIT BORRACHAS TRAVÃO TRÁS</p> <p>ALFA ROMEO BRERA (939_) 1.8 TBI (939DXN1B) 05.2009/06.2010 147KW 200CV 1742CC 939 B1.000 4136ANA - ALFA ROMEO BRERA (939_) 2.4 JTDM 20V (939DXD1B, 939DXD12) 01.2006/03.2011 147KW 200CV 2387CC 939 A3.000 4136ACV - ALFA ROMEO BRERA (939_) 2.4 JTDM 20V (939DXD1B, 939DXM1B) 05.2007/03.2011 154KW 210CV 2387CC 939 A9.000 4136AJE - ALFA ROMEO BRERA (939_) 3.2 JTS (939DXG2B, 939DXG1B) 03.2008/06.2010 191K...</p> <p>d53x10mm d47x3mm d18x10 d16x8 d12x3 d11x2 d9x1 d10x2</p>		<p>P1091 NO. 71740399</p> <p>CAPA PEDAL DA EMBRAIAGEM</p> <p>ALFA ROMEO BRERA (939_) 2.2 JTS (939.DXB11) 01.2006/05.2011 136KW 185CV 2198CC - ALFA ROMEO BRERA (939_) 3.2 JTS Q4 (939.DXG22) 01.2006/05.2011 191KW 260CV 3195CC - ALFA ROMEO BRERA (939_) 2.4 JTDM 20V (939DXD1B, 939DXD12) 01.2006/03.2011 147KW 200CV 2387CC - ALFA ROMEO BRERA (939_) 2.4 JTDM 20V (939DXD1B, 939DXM1B) 05.2007/03.2011 154KW 210CV 2387CC</p> <p>89x26x10mm</p>
	<p>P1092 NO. 71740405</p> <p>CAPA PEDAL DO TRAVAO</p> <p>ALFA ROMEO BRERA (939_) 2.2 JTS (939.DXB11) 01.2006/05.2011 136KW 185CV 2198CC - ALFA ROMEO BRERA (939_) 3.2 JTS Q4 (939.DXG22) 01.2006/05.2011 191KW 260CV 3195CC - ALFA ROMEO BRERA (939_) 2.4 JTDM 20V (939DXD1B, 939DXD12) 01.2006/03.2011 147KW 200CV 2387CC - ALFA ROMEO BRERA (939_) 2.4 JTDM 20V (939DXD1B, 939DXM1B) 05.2007/03.2011 154KW 210CV 2387CC</p> <p>85x56x40mm 1-Pino 8x12mm</p>		<p>R019309 NO. 55241968 - 71749244</p> <p>TUBO DA VALVULA DO REGULADOR VELOCIDADE</p> <p>ALFA ROMEO BRERA (939_) 2.0 JTDM (939DXP1B) 05.2009/06.2010 125KW 170CV 1956CC 939 B3.000 4136ANC - ALFA ROMEO BRERA (939_) 2.0 JTDM (939DXQ1B) 03.2008/06.2010 120KW 163CV 1956CC 844 A2.000 4136AND</p> <p>B80-14/15mm 37x73mm 1f-d7mm</p>
	<p>S1585 NO. 50704947 - 50704948</p> <p>SILENT BLOC DO BRAÇO DA SUSPENSÃO DA FRENTE</p> <p>ALFA ROMEO BRERA (939_) 1.8 TBI (939DXN1B) 05.2009/06.2010 147KW 200CV 1742CC 939 B1.000 4136ANA - ALFA ROMEO BRERA (939_) 2.0 JTDM (939DXP1B) 05.2009/06.2010 125KW 170CV 1956CC 939 B3.000 4136ANC - ALFA ROMEO BRERA (939_) 2.0 JTDM (939DXQ1B) 03.2008/06.2010 120KW 163CV 1956CC 844 A2.000 4136AND - ALFA ROMEO BRERA (939_) 2.2 JTS (939.DXB11) 01.2006/05.2011 136KW 185CV 2198CC 939 A5.000 4136AAW - A...</p> <p>d43x40mm c25mm 1f-d13mm</p>		<p>S1586 NO. 50704947 - 50704948</p> <p>SILENT BLOC DO BRAÇO DA SUSPENSÃO DA FRENTE</p> <p>ALFA ROMEO BRERA (939_) 1.8 TBI (939DXN1B) 05.2009/06.2010 147KW 200CV 1742CC 939 B1.000 4136ANA - ALFA ROMEO BRERA (939_) 2.0 JTDM (939DXP1B) 05.2009/06.2010 125KW 170CV 1956CC 939 B3.000 4136ANC - ALFA ROMEO BRERA (939_) 2.0 JTDM (939DXQ1B) 03.2008/06.2010 120KW 163CV 1956CC 844 A2.000 4136AND - ALFA ROMEO BRERA (939_) 2.2 JTS (939.DXB11) 01.2006/05.2011 136KW 185CV 2198CC 939 A5.000 4136AAW - A...</p> <p>d41x39mm c26mm 1f-d13mm</p>
	<p>UCRZ1083 NO. 46308125 - 46308126 - 60802020</p> <p>CRUZETA VEIO TRANSMISSÃO TRIPODE D43,20MM/26 DENTES</p> <p>ALFA ROMEO BRERA (939_) 2.2 JTS (939.DXB11) 01.2006/05.2011 136KW 185CV 2198CC 939 A5.000 4136AAW - ALFA ROMEO BRERA (939_) 3.2 JTS Q4 (939.DXG22) 01.2006/05.2011 191KW 260CV 3195CC 939 A.000 4136AAX</p> <p>d43.2mm 26 dentes</p>		<p>Z80619 NO. 7677865</p> <p>Mola de painel</p> <p>ALFA ROMEO BRERA</p> <p>d14x12mm 1p-d7.5-10mm</p>

ALFA ROMEO GIULIETTA-GIULIA-1750-2000

	<p>A1930 NO. 116081512702 - 116081512704 - 60505302 - 8033989089591</p> <p>APOIO DE TRANSMISSÃO (SEM ROLAMENTO)</p> <p>ALFA ROMEO GIULIETTA (116_) 1.3 (116.44A) 10.1977/06.1983 66KW 90CV 1357CC - ALFA ROMEO GIULIETTA (116_) 1.6 (116.50B) 10.1977/04.1985 79KW 107CV 1570CC - ALFA ROMEO GIULIETTA (116_) 1.8 (116.AA, 116.AB) 04.1979/04.1985 90KW 122CV 1779CC - ALFA ROMEO GIULIETTA (116_) 2.0 (116.A1A) 06.1980/04.1985 96KW 131CV 1962CC - ALFA ROMEO GIULIETTA (116_) 2.0 Turbo (116) 04.1983/06.1985 125KW 170CV 1962CC...</p> <p>155x110x30mm 1f-d53mm 2f-14x9mm</p>		<p>A2211 NO. 117011308100 - 117011308101 - 60701586</p> <p>APOIO DA CAIXA DE VELOCIDADES LADO ESQUERDO</p> <p>ALFA ROMEO GIULIETTA (116_) 1.3 (116.44A) 10.1977/06.1983 66KW 90CV 1357CC - ALFA ROMEO GIULIETTA (116_) 1.6 (116.50B) 10.1977/04.1985 79KW 107CV 1570CC - ALFA ROMEO GIULIETTA (116_) 1.8 (116.AA, 116.AB) 04.1979/04.1985 90KW 122CV 1779CC - ALFA ROMEO GIULIETTA (116_) 2.0 (116.A1A) 06.1980/04.1985 96KW 131CV 1962CC - ALFA ROMEO GIULIETTA (116_) 2.0 Turbo (116) 04.1983/06.1985 125KW 170CV 1962CC...</p> <p>89x77x52mm 3f-d8mm 1f-d7mm 1f-d6mm</p>
	<p>A2214 NO. 3f-d19mm 2f-d15mm 1f-19x17mm 1f-18</p> <p>APOIO DO MOTOR LADO ESQUERDO</p> <p>ALFA ROMEO GIULIETTA (940_) 1.6 JTDM (940FXD1A) 04.2010/>>>> 77KW 105CV 1598CC - ALFA ROMEO GIULIETTA (940_) 1.6 JTDM (940.FYE1_) 09.2015/>>>> 85KW 116CV 1598CC - ALFA ROMEO GIULIETTA (940_) 1.6 JTDM (940.FYB1_) 02.2015/>>>> 88KW 120CV 1598CC - ALFA ROMEO GIULIETTA (940_) 2.0 JTDM (940FXM1A, 940FXS1A, 940FYD1A) 04.2010/02.2016 100KW 136CV 1956CC - ALFA ROMEO GIULIETTA (940_) 2.0 JTDM (940.FXL1A)...</p> <p>220x85x115mm 3f-d19mm 2f-d15mm 1f-19x17mm 1f-18x</p>		<p>A2276 NO. 50520155 - 51805868</p> <p>APOIO SUPORTE AMORTECEDOR FRENTE ESQUERDO</p> <p>ALFA ROMEO GIULIETTA (940_) 1.4 TB (940FXN1A, 940FXU1A) 04.2011/>>>> 77KW 105CV 1368CC - ALFA ROMEO GIULIETTA (940_) 1.4 TB (940FXA1A) 04.2010/>>>> 88KW 120CV 1368CC - ALFA ROMEO GIULIETTA (940_) 1.4 BiFuel (940FXA1A, 940FT1A) 12.2011/02.2017 88KW 120CV 1368CC - ALFA ROMEO GIULIETTA (940_) 1.4 TB (940.FYA1A) 09.2014/>>>> 110KW 150CV 1368CC - ALFA ROMEO GIULIETTA (940_) 1.4 TB (940FXB1A) 04.2010...</p> <p>d137x79mm 1f-d12mm</p>
	<p>A2277 NO. 50520154 - 51810638</p> <p>APOIO SUPORTE AMORTECEDOR FRENTE DIREITO</p> <p>ALFA ROMEO GIULIETTA (940_) 1.4 TB (940FXN1A, 940FXU1A) 04.2011/>>>> 77KW 105CV 1368CC - ALFA ROMEO GIULIETTA (940_) 1.4 TB (940FXA1A) 04.2010/>>>> 88KW 120CV 1368CC - ALFA ROMEO GIULIETTA (940_) 1.4 BiFuel (940FXA1A, 940FT1A) 12.2011/02.2017 88KW 120CV 1368CC - ALFA ROMEO GIULIETTA (940_) 1.4 TB (940.FYA1A) 09.2014/>>>> 110KW 150CV 1368CC - ALFA ROMEO GIULIETTA (940_) 1.4 TB (940FXB1A) 04.2010...</p> <p>d137x79mm 1f-d12mm</p>		<p>A2331 NO. 51805653 - 51869676 - 51879598 - 51888091 - 51888093</p> <p>APOIO DO MOTOR LADO DIREITO FRENTE</p> <p>ALFA ROMEO GIULIETTA (940_) 1.4 TB (940FXA1A) 04.2010/>>>> 88KW 120CV 1368CC - ALFA ROMEO GIULIETTA (940_) 1.4 TB (940FXB1A) 04.2010/>>>> 125KW 170CV 1368CC - ALFA ROMEO GIULIETTA (940_) 1.8 TBI (940FXC1A) 04.2010/02.2016 173KW 235CV 1742CC - ALFA ROMEO GIULIETTA (940_) 1.6 JTDM (940FXD1A) 04.2010/>>>> 77KW 105CV 1598CC - ALFA ROMEO GIULIETTA (940_) 1.6 JTDM (940.FYB1_) 02.2015/>>>> 88KW 120CV 1...</p> <p>172x160x173mm 3f-d17mm 2f-d14mm 1f-d13mm 1r-d5mm</p>

	<p>D0038 NO. 116081530107 - 116081530110 - 60521648 - 60725181</p> <p>CARDAN TRANSMISSÃO</p> <p>ALFA ROMEO GIULIETTA (116_) : 1.3 (116.44A) 10.1977/06.1983 66KW 90CV 1357CC - ALFA ROMEO GIULIETTA (116_) : 1.6 (116.50B) 10.1977/04.1985 79KW 107CV 1570CC - ALFA ROMEO GIULIETTA (116_) : 1.8 (116.AA, 116.AB) 04.1979/04.1985 90KW 122CV 1779CC - ALFA ROMEO GIULIETTA (116_) : 2.0 (116.A1A) 06.1980/04.1985 96KW 131CV 1962CC - ALFA ROMEO GIULIETTA (116_) : 2.0 Turbo (116) 04.1983/06.1985 125KW 170CV 1962C...</p> <p>110x110x35x42mm 6f-d10mm</p>		<p>D0039 NO. 116081530005 - 116081530205 - 60521647 - 60521649</p> <p>CARDAN TRANSMISSÃO</p> <p>ALFA ROMEO GIULIETTA (116_) : 1.3 (116.44A) 10.1977/06.1983 66KW 90CV 1357CC - ALFA ROMEO GIULIETTA (116_) : 1.6 (116.50B) 10.1977/04.1985 79KW 107CV 1570CC - ALFA ROMEO GIULIETTA (116_) : 1.8 (116.AA, 116.AB) 04.1979/04.1985 90KW 122CV 1779CC - ALFA ROMEO GIULIETTA (116_) : 2.0 (116.A1A) 06.1980/04.1985 96KW 131CV 1962CC - ALFA ROMEO GIULIETTA (116_) : 2.0 Turbo (116) 04.1983/06.1985 125KW 170CV 1962C...</p> <p>100x115x34x42mm 6f-d10mm</p>
	<p>D0056 NO. 105001530000 - 60515851</p> <p>CARDAN TRANSMISSÃO</p> <p>ALFA ROMEO 1750-2000 (105_) : 1750 (105.48) 03.1968/10.1972 83KW 113CV 1779CC</p> <p>125x125x46x37mm 6f-d12mm</p>		<p>D0056 NO. 105001530000 - 60515851</p> <p>CARDAN TRANSMISSÃO</p> <p>ALFA ROMEO GIULIA (105_) : 1300 TI (105.39) 04.1969/07.1975 62KW 84CV 1290CC - ALFA ROMEO GIULIA (105_) : 1300 Super (115) 01.1974/12.1978 64KW 87CV 1290CC - ALFA ROMEO GIULIA (105_) : 1600 Super (105.14) 06.1964/08.1969 71KW 97CV 1570CC - ALFA ROMEO GIULIA (105_) : 1600 Super (115) 01.1974/12.1978 76KW 103CV 1570CC - ALFA ROMEO GIULIA GT: 1300 Super 01.1974/12.1978 64KW 87CV 1290CC - ALFA ROMEO GIULI...</p> <p>125x125x46x37mm 6f-d12mm</p>
	<p>D0057 NO. 116081504402 - 60725177</p> <p>CARDAN TRANSMISSÃO</p> <p>ALFA ROMEO GIULIETTA (116_) : 1.3 (116.44A) 10.1977/06.1983 66KW 90CV 1357CC - ALFA ROMEO GIULIETTA (116_) : 1.6 (116.50B) 10.1977/04.1985 79KW 107CV 1570CC - ALFA ROMEO GIULIETTA (116_) : 1.8 (116.AA, 116.AB) 04.1979/04.1985 90KW 122CV 1779CC - ALFA ROMEO GIULIETTA (116_) : 2.0 (116.A1A) 06.1980/04.1985 96KW 131CV 1962CC - ALFA ROMEO GIULIETTA (116_) : 2.0 Turbo (116) 04.1983/06.1985 125KW 170CV 1962C...</p> <p>114x103x42x34mm 6f-d10mm 1f-d15/19mm</p>		<p>D0058 NO. 116081502301 - 116081502401 - 116081502402 - 60521630 - 6052163031</p> <p>CARDAN TRANSMISSÃO</p> <p>ALFA ROMEO GIULIETTA (116_) : 1.3 (116.44A) 10.1977/06.1983 66KW 90CV 1357CC - ALFA ROMEO GIULIETTA (116_) : 1.6 (116.50B) 10.1977/04.1985 79KW 107CV 1570CC - ALFA ROMEO GIULIETTA (116_) : 1.8 (116.AA, 116.AB) 04.1979/04.1985 90KW 122CV 1779CC - ALFA ROMEO GIULIETTA (116_) : 2.0 (116.A1A) 06.1980/04.1985 96KW 131CV 1962CC - ALFA ROMEO GIULIETTA (116_) : 2.0 Turbo (116) 04.1983/06.1985 125KW 170CV 1962C...</p> <p>104x101x42x34mm 6f-d10mm 1f-d22/19mm</p>
	<p>E0049 NO. 1160030815 - 116003081500 - 1755387501 - 60521407</p> <p>ESTICADOR DE ESCAPE TRÁS</p> <p>ALFA ROMEO GIULIETTA (116_) : 1.3 (116.44A) 10.1977/06.1983 66KW 90CV 1357CC - ALFA ROMEO GIULIETTA (116_) : 1.6 (116.50B) 10.1977/04.1985 79KW 107CV 1570CC - ALFA ROMEO GIULIETTA (116_) : 1.8 (116.AA, 116.AB) 04.1979/04.1985 90KW 122CV 1779CC - ALFA ROMEO GIULIETTA (116_) : 2.0 (116.A1A) 06.1980/04.1985 96KW 131CV 1962CC - ALFA ROMEO GIULIETTA (116_) : 2.0 Turbo (116) 04.1983/06.1985 125KW 170CV 1962C...</p> <p>92x40x34mm 1f-15x15mm</p>		<p>F0861-I NO. 11600230022208 - 11608230022208 - 11608230023409 - 60724111 - 60724154</p> <p>FOLE DA DIREÇÃO DIREITO E ESQUERDO</p> <p>ALFA ROMEO GIULIETTA (116_) : 1.3 (116.44A) 10.1977/06.1983 66KW 90CV 1357CC - ALFA ROMEO GIULIETTA (116_) : 1.6 (116.50B) 10.1977/04.1985 79KW 107CV 1570CC - ALFA ROMEO GIULIETTA (116_) : 2.0 TD (116A2) 01.1983/12.1985 61KW 83CV 1995CC</p> <p>d60x170mm 1f-d47mm 1f-d11mm</p>
	<p>F1910-T NO. 46308238 - 46308383 - 46308480</p> <p>FOLE DO EIXO DE TRANSMISSÃO LADO DA RODA</p> <p>ALFA ROMEO GIULIETTA (940_) : 1.8 Tbi (940FXC1A) 04.2010/02.2016 173KW 235CV 1742CC - ALFA ROMEO GIULIETTA (940_) : 1.8 Tbi (940FXR11) 09.2013/01.2016 177KW 241CV 1742CC - ALFA ROMEO GIULIETTA (940_) : 2.0 JTDm (940.FXL1A) 04.2010/01.2016 103KW 140CV 1956CC - ALFA ROMEO GIULIETTA (940_) : 2.0 JTDm (940.FXQ1A) 08.2013/01.2016 110KW 150CV 1956CC - ALFA ROMEO GIULIETTA (940_) : 2.0 JTDm (940.FXE1A) 04.2010/01.2016 125KW 1... d120x150mm 1f-d28mm 1f-d100mm</p>		<p>F9052H-I NO. 46308465 - 46308675 - 71771157 - 71771163 - 71771171</p> <p>FOLE DO CARDAN LADO DA RODA</p> <p>ALFA ROMEO GIULIETTA (940_) : 1.4 TB (940FXN1A, 940FXU1A) 04.2011/01.2016 77KW 105CV 1368CC - ALFA ROMEO GIULIETTA (940_) : 1.4 TB (940FXF1A) 04.2010/02.2016 85KW 116CV 1368CC - ALFA ROMEO GIULIETTA (940_) : 1.4 TB (940FXA1A) 04.2010/01.2016 88KW 120CV 1368CC - ALFA ROMEO GIULIETTA (940_) : 1.4 BiFuel (940FXA1A, 940FXT1A) 12.2011/02.2017 88KW 120CV 1368CC - ALFA ROMEO GIULIETTA (940_) : 1.4 TB (940.FYA1A) 09.2... d105x125mm 1f-d28mm 1f-d88mm</p>
	<p>KF1910-T NO. 46308238 - 46308383 - 46308480</p> <p>KIT DE FOLE TRANSMISSÃO JUNTO À RODA</p> <p>ALFA ROMEO GIULIETTA (940_) 1.8 Tbi (940FXC1A) 04.2010/09.2013 169KW 230CV 1742CC 940 A1.000 - ALFA ROMEO GIULIETTA (940_) 1.8 Tbi (940FXC1A) 04.2010/02.2016 173KW 235CV 1742CC 940 A1.000 4136APO - ALFA ROMEO GIULIETTA (940_) 1.8 Tbi (940FXR11) 09.2013/10.2018 177KW 241CV 1742CC 940 B2.000 1742AAK 4136BAS - ALFA ROMEO GIULIETTA (940_) 2.0 JTDm (940.FXL1A) 04.2010/12.2020 103KW 140CV 1956CC 940 A5.... d111x143mm 1f-d98mm 1f-d27mm</p>		<p>KUBT3021 NO. 77365530</p> <p>KIT BORRACHAS PINÇA TRAVÃO TRÁS LUCAS (PERNOS DE GUIA)</p> <p>ALFA ROMEO GIULIETTA (940_) 1.4 BiFuel (940FXA1A, 940FXT1A) 12.2011/02.2017 88KW 120CV 1368CC 198 A4.000 1742AAM 4136AXR - ALFA ROMEO GIULIETTA (940_) 1.4 TB (940.FYA1A) 09.2014/10.2018 110KW 150CV 1368CC 940 C2.000 4136BCC 1742AAQ - ALFA ROMEO GIULIETTA (940_) 1.4 TB (940FXA1A, 940FXT1A) 04.2010/12.2020 88KW 120CV 1368CC 940 B7.000 198 A4.000 4136APH 1742AAL - ALFA ROMEO GIULIETTA (940_) 1.4 TB (...) d20x31mm(x2) 2p-d8x57mm 1f-d22mm 1f-d22mm(x2)</p>
	<p>L3116 NO. 116002506301 - 116002506301 - 60521366</p> <p>CASQUILHO PONTAS BARRA ESTABILIZADORA</p> <p>ALFA ROMEO GIULIETTA (116_) 1.3 (116.44A) 10.1977/06.1983 66KW 90CV 1357CC AR 01644 4000350 - ALFA ROMEO GIULIETTA (116_) 1.6 (116.50B) 10.1977/04.1985 79KW 107CV 1570CC AR 01600 4000351 - ALFA ROMEO GIULIETTA (116_) 1.8 (116.AA, 116.AB) 04.1979/04.1985 90KW 122CV 1779CC AR 01678 4000355 - ALFA ROMEO GIULIETTA (116_) 2.0 (116.A1A) 06.1980/04.1985 96KW 131CV 1962CC AR 11671 AR 01655 4000357 - ALFA ... d27x14mm 1f-d13mm</p>		<p>N2331 NO. 1160030083 - 116003008300 - 60521386 - 60521387</p> <p>ANEL ESCAPE</p> <p>ALFA ROMEO GIULIETTA (116_) 1.3 (116.44A) 10.1977/06.1983 66KW 90CV 1357CC AR 01644 4000350 - ALFA ROMEO GIULIETTA (116_) 1.8 (116.AA, 116.AB) 04.1979/04.1985 90KW 122CV 1779CC AR 01678 4000355 - ALFA ROMEO GIULIETTA (116_) 2.0 (116.A1A) 06.1980/04.1985 96KW 131CV 1962CC AR 11671 AR 01655 4000357</p> <p>d58x14mm 1f-d31mm</p>
	<p>N3727 NO. 861253147</p> <p>ANEL DE ESCAPE</p> <p>ALFA ROMEO GIULIETTA (116_) 1.3 (116.44A) 10.1977/06.1983 66KW 90CV 1357CC AR 01644 4000350 - ALFA ROMEO GIULIETTA (116_) 1.6 (116.50B) 10.1977/04.1985 79KW 107CV 1570CC AR 01600 4000351 - ALFA ROMEO GIULIETTA (116_) 1.8 (116.AA, 116.AB) 04.1979/04.1985 90KW 122CV 1779CC AR 01678 4000355 - ALFA ROMEO GIULIETTA (116_) 2.0 (116.A1A) 06.1980/04.1985 96KW 131CV 1962CC AR 11671 AR 01655 4000357 - ALFA ... d55x12mm 1f-d31mm</p>		<p>P1084 NO. 105004410701 - 116004410700 - 60515942 - 60521429 - 60724299</p> <p>CAPA DE PEDAL TRAVA/EMBRIAGEM (GASTA 2 UNIDADES)</p> <p>ALFA ROMEO 1750-2000 (105_) : 1750 (105.48) 03.1968/10.1972 83KW 113CV 1779CC - ALFA ROMEO 1750-2000 (105_) : 2000 (105) 10.1971/07.1975 97KW 132CV 1962CC</p> <p>74x56x15mm</p>

	<p>P1084 NO. 105004410701 - 116004410700 - 60515942 - 60521429 - 60724299</p> <p>CAPA DE PEDAL TRAVAO/EMBRAIAGEM (GASTA 2 UNIDADES)</p> <p>ALFA ROMEO GIULIA (105.): 1300 TI (105.39) 04.1969/07.1975 62KW 84CV 1290CC - ALFA ROMEO GIULIA (105.): 1300 Super (115) 01.1974/12.1978 64KW 87CV 1290CC - ALFA ROMEO GIULIA (105.): 1600 Super (105.14) 06.1964/08.1969 71KW 97CV 1570CC - ALFA ROMEO GIULIA (105.): 1600 Super (115) 01.1974/12.1978 76KW 103CV 1570CC - ALFA ROMEO GIULIA GT: 1300 Super 01.1974/12.1978 64KW 87CV 1290CC - ALFA ROMEO GIULI...</p> <p>74x56x15mm</p>		<p>P1084 NO. 105004410701 - 116004410700 - 60515942 - 60521429 - 60724299</p> <p>CAPA DE PEDAL TRAVAO/EMBRAIAGEM (GASTA 2 UNIDADES)</p> <p>ALFA ROMEO GIULIETTA (116.): 1.3 (116.44A) 10.1977/06.1983 66KW 90CV 1357CC - ALFA ROMEO GIULIETTA (116.): 1.6 (116.50B) 10.1977/04.1985 79KW 107CV 1570CC - ALFA ROMEO GIULIETTA (116.): 1.8 (116.AA, 116.AB) 04.1979/04.1985 90KW 122CV 1779CC - ALFA ROMEO GIULIETTA (116.): 2.0 (116.A1A) 06.1980/04.1985 96KW 131CV 1962CC - ALFA ROMEO GIULIETTA (116.): 2.0 Turbo (116) 04.1983/06.1985 125KW 170CV 1962CC...</p> <p>74x56x15mm</p>
	<p>R017569 NO. 50509784</p> <p>TUBO INFERIOR DO RADIADOR COM BOCAL</p> <p>ALFA ROMEO GIULIETTA (940.) 1.6 JTDM (940FXD1A) 04.2010/02.2016 77KW 105CV 1598CC 940 A3.000 4136APJ - ALFA ROMEO GIULIETTA (940.) 1.6 JTDM (940FYB11, 940FYB1A, 940FYF11, 940FYF1A) 02.2015/12.2020 88KW 120CV 1598CC 940 C1.000 940 C5.000 552 80 444 4136BCV 1742AAU - ALFA ROMEO GIULIETTA (940.) 2.0 JTDM (940.FXL1A) 04.2010/12.2020 103KW 140CV 1956CC 940 A5.000 4136ARG - ALFA ROMEO GIULIETTA (940.) 2...</p> <p>B410-31/31mm 68-85-88-76mm</p>		<p>R019309 NO. 55241968 - 71749244</p> <p>TUBO DA VALVULA DO REGULADOR VELOCIDADE</p> <p>ALFA ROMEO GIULIETTA (940.) 1.6 JTDM (940FXD1A) 04.2010/02.2016 77KW 105CV 1598CC 940 A3.000 4136APJ - ALFA ROMEO GIULIETTA (940.) 1.6 JTDM (940FYB11, 940FYB1A, 940FYF11, 940FYF1A) 02.2015/12.2020 88KW 120CV 1598CC 940 C1.000 940 C5.000 552 80 444 4136BCV 1742AAU - ALFA ROMEO GIULIETTA (940.) 1.6 JTDM (940FYE11, 940FYE1A) 09.2015/10.2018 85KW 116CV 1598CC 940 C5.000 1742AAW - ALFA ROMEO GIULIETTA ...</p> <p>B80-14/15mm 37x73mm 1f-d7mm</p>
	<p>S1754 NO. 116001308006 - 116081308000 - 116101308000 - 116441308000 - 60521958 - 60723912 - 60725999 - 60729531</p> <p>SILENT-BLOCO REPARAÇÃO CAIXA VELOCIDADES</p> <p>ALFA ROMEO GIULIETTA (116.): 1.3 (116.44A) 10.1977/06.1983 66KW 90CV 1357CC - ALFA ROMEO GIULIETTA (116.): 1.6 (116.50B) 10.1977/04.1985 79KW 107CV 1570CC - ALFA ROMEO GIULIETTA (116.): 1.8 (116.AA, 116.AB) 04.1979/04.1985 90KW 122CV 1779CC - ALFA ROMEO GIULIETTA (116.): 2.0 (116.A1A) 06.1980/04.1985 96KW 131CV 1962CC - ALFA ROMEO GIULIETTA (116.): 2.0 Turbo (116) 04.1983/06.1985 125KW 170CV 1...</p> <p>d53x58mm c47mm 1f-d12mm</p>		<p>S2025 NO. 135666122 - 2049645 - 60547737 - 82049645</p> <p>SILENT-BLOC DA BARRA ESTABILIZADORA DE TRÁS</p> <p>ALFA ROMEO 1750-2000 (105.) 1750 (105.48) 03.1968/10.1972 83KW 113CV 1779CC AR 00548 4000322 - ALFA ROMEO 1750-2000 (105.) 2000 (105) 10.1971/07.1975 97KW 132CV 1962CC AR 10520</p> <p>d20x17mm c15mm 1f-d8mm</p>
	<p>S2025 NO. 135666122 - 2049645 - 60547737 - 82049645</p> <p>SILENT-BLOC DA BARRA ESTABILIZADORA DE TRÁS</p> <p>ALFA ROMEO GIULIETTA (116.) 1.3 (116.44A) 10.1977/06.1983 66KW 90CV 1357CC AR 01644 4000350 - ALFA ROMEO GIULIETTA (116.) 1.6 (116.50B) 10.1977/04.1985 79KW 107CV 1570CC AR 01600 4000351 - ALFA ROMEO GIULIETTA (116.) 1.8 (116.AA, 116.AB) 04.1979/04.1985 90KW 122CV 1779CC AR 01678 4000355 - ALFA ROMEO GIULIETTA (116.) 2.0 (116.A1A) 06.1980/04.1985 96KW 131CV 1962CC AR 11671 AR 01655 4000357 - ALFA ...</p> <p>d20x17mm c15mm 1f-d8mm</p>		<p>UAP83244 NO. 55221016</p> <p>ANILHA PROTEÇÃO TÉRMICA INJECTORES</p> <p>ALFA ROMEO GIULIA (952.) 2.2 D (952AEM250, 952AEA250) desde 10.2015 110KW 150CV 2143CC 552 68 532 552 66 388 1742AAX - ALFA ROMEO GIULIA (952.) 2.2 D (952AFA25, 952AFM25, 952ALA25) desde 10.2015 132KW 180CV 2143CC 552 68 532 552 71 040 552 66 388 1742AAV - ALFA ROMEO GIULIA (952.) 2.2 D (952AGA250, 952AGM250, 952ASM2, 952ASA2) desde 10.2015 100KW 136CV 2143CC 552 84 636 463 35 975 552 68 532 552 6...</p> <p>d15x2mm 1f-d7mm</p>
	<p>UAP83244 NO. 55221016</p> <p>ANILHA PROTEÇÃO TÉRMICA INJECTORES</p> <p>ALFA ROMEO GIULIETTA (940.) 1.6 JTDM (940FXD1A) 04.2010/02.2016 77KW 105CV 1598CC 940 A3.000 4136APJ - ALFA ROMEO GIULIETTA (940.) 1.6 JTDM (940FYB11, 940FYB1A, 940FYF11, 940FYF1A) 02.2015/12.2020 88KW 120CV 1598CC 940 C1.000 940 C5.000 552 80 444 4136BCV 1742AAU - ALFA ROMEO GIULIETTA (940.) 1.6 JTDM (940FYE11, 940FYE1A) 09.2015/10.2018 85KW 116CV 1598CC 940 C5.000 1742AAW - ALFA ROMEO GIULIETTA ...</p> <p>d15x2mm 1f-d7mm</p>		<p>UCRZ1083 NO. 46308125 - 46308126 - 60802020</p> <p>CRUZETA VEIO TRANSMISSÃO TRIPODE D43,20MM/26 DENTES</p> <p>ALFA ROMEO GIULIETTA (940.) 1.4 BiFuel (940FXA1A, 940FXT1A) 12.2011/02.2017 88KW 120CV 1368CC 198 A4.000 1742AAM 4136AXR - ALFA ROMEO GIULIETTA (940.) 1.4 TB (940.FYA1A) 09.2014/10.2018 110KW 150CV 1368CC 940 C2.000 4136BCC 1742AAQ - ALFA ROMEO GIULIETTA (940.) 1.4 TB (940.FXA1A, 940FXT1A) 04.2010/12.2020 88KW 120CV 1368CC 940 B7.000 198 A4.000 4136APH 1742AAL - ALFA ROMEO GIULIETTA (940.) 1.4 TB (...)</p> <p>d43.2mm 26 dentes</p>
	<p>UTR0620 NO. 1747955</p> <p>TAMPÃO RADIADOR (7LBS/G490)</p> <p>ALFA ROMEO GIULIA (105.) 1300 Super (115) 01.1974/12.1978 64KW 87CV 1290CC AR 00530 4000329 - ALFA ROMEO GIULIA (105.) 1300 TI (105.39) 04.1969/07.1975 62KW 84CV 1290CC AR00531 4000316 4000327 - ALFA ROMEO GIULIA (105.) 1600 Super (105.14) 06.1964/08.1969 71KW 97CV 1570CC AR 00526 4000314 - ALFA ROMEO GIULIA (105.) 1600 Super (115) 01.1974/12.1978 76KW 103CV 1570CC AR 00526 4000325 - ALFA ROMEO GI...</p> <p>d59/78x28mm d38x25mm</p>		<p>UTR0620 NO. 1747955</p> <p>TAMPÃO RADIADOR (7LBS/G490)</p> <p>ALFA ROMEO GIULIETTA (116.) 1.3 (116.44A) 10.1977/06.1983 66KW 90CV 1357CC AR 01644 4000350 - ALFA ROMEO GIULIETTA (116.) 1.6 (116.50B) 10.1977/04.1985 79KW 107CV 1570CC AR 01600 4000351 - ALFA ROMEO GIULIETTA (116.) 1.8 (116.AA, 116.AB) 04.1979/04.1985 90KW 122CV 1779CC AR 01678 4000355 - ALFA ROMEO GIULIETTA (116.) 1.8 Turbo (116) 01.1984/12.1985 110KW 150CV 1779CC AR 01354 4000400 - ALFA ROMEO ...</p> <p>d59/78x28mm d38x25mm</p>
	<p>UTR0832 NO. 1306F8 - 46799364</p> <p>TAMPÃO RESERVATÓRIO LIQUIDO REFRIGERAÇÃO</p> <p>ALFA ROMEO GIULIETTA (940.) 1.4 BiFuel (940FXA1A, 940FXT1A) 12.2011/02.2017 88KW 120CV 1368CC 198 A4.000 1742AAM 4136AXR - ALFA ROMEO GIULIETTA (940.) 1.4 TB (940.FYA1A) 09.2014/10.2018 110KW 150CV 1368CC 940 C2.000 4136BCC 1742AAQ - ALFA ROMEO GIULIETTA (940.) 1.4 TB (940.FXA1A, 940FXT1A) 04.2010/12.2020 88KW 120CV 1368CC 940 B7.000 198 A4.000 4136APH 1742AAL - ALFA ROMEO GIULIETTA (940.) 1.4 TB (...)</p> <p>d50x25mm 1f-d45x13mm</p>		<p>UTR0862 NO. 53330779 - K68096261AA - K68249136AA</p> <p>TAMPÃO RESERVATÓRIO LIQUIDO REFRIGERAÇÃO</p> <p>ALFA ROMEO GIULIA (952.) 2.2 D Q4 (952AHA45) (De 11-2016 Até .1-20-) 154KW 209CV 2143cc três volumes</p> <p>d65x35mm d48x15mm 1p-d39x32mm</p>
	<p>UTR1212 NO. 71740943</p> <p>TAMPÃO RESERVATÓRIO LAVA VIDROS</p> <p>ALFA ROMEO GIULIETTA (940.) 1.4 BiFuel (940FXA1A, 940FXT1A) 12.2011/02.2017 88KW 120CV 1368CC 198 A4.000 1742AAM 4136AXR - ALFA ROMEO GIULIETTA (940.) 1.4 TB (940.FYA1A) 09.2014/10.2018 110KW 150CV 1368CC 940 C2.000 4136BCC 1742AAQ - ALFA ROMEO GIULIETTA (940.) 1.4 TB (940.FXA1A, 940FXT1A) 04.2010/12.2020 88KW 120CV 1368CC 940 B7.000 198 A4.000 4136APH 1742AAL - ALFA ROMEO GIULIETTA (940.) 1.4 TB (...)</p> <p>d40x16mm 1f-d30mm</p>		<p>W5084 NO. 46548458 - 46791865 - 55181198 - 55181620 - 55197953 - 55217836 - 55217839</p> <p>POLIE CAMBOTA (5 PISTAS)</p> <p>ALFA ROMEO GIULIETTA (940.): 1.4 TB (940FXA1A) 04.2010/»» 88KW 120CV 1368CC - ALFA ROMEO GIULIETTA (940.): 1.4 TB (940FXB1A) 04.2010/»» 125KW 170CV 1368CC</p> <p>d140/150mm d23mm</p>

	<p>W5145 NO. 55210310 - 5636947</p> <p><i>POLIE DA CAMBOTA 6 PISTAS</i></p> <p>ALFA ROMEO GIULIETTA (940_) 1.6 JTDM Código do motor: 940A3.000 (APÓS 04.10) 105cv 1598cc Hatchback - ALFA ROMEO GIULIETTA (940_) 2.0 JTDM (APÓS 04.10) 140cv 1956cc Hatchback - ALFA ROMEO GIULIETTA (940_) 2.0 JTDM Código do mot or: 940A4.000 (APÓS 04.10) 170cv 1956cc Hatchback</p> <p>d169mm d30,5mm</p>		<p>Z50531 NO. 51751429</p> <p><i>MOLA DE FIXAÇÃO REBITE PLÁSTICO 8mm</i></p> <p>ALFA ROMEO GIULIETTA</p> <p>d16x21mm 1p-d9x10mm</p>
	<p>Z50537 NO. 46835626 - 71738386 - 71769495</p> <p><i>MOLA DE PAINEL</i></p> <p>ALFA ROMEO GIULIETTA (940_) 1.4 BiFuel (940FXA1A, 940FXT1A) (12.2011 -02.2017) 88kw 120cv 1368cm3 Hatchback ALFA ROMEO GIULIETTA (940_) 1.4 TB (940.FYA1A) (09.2014 -10.2018) 110kw 150cv 1368cm3 Hatchback ALFA ROMEO GIULIETTA (940_) 1.4 TB (940FXA1A, 940FXT1A) (04.2010 -12.2020) 88kw 120cv 1368cm3 Hatchback ALFA ROMEO GIULIETTA (940_) 1.4 TB (940FXB1A, 940FXB11) (04.2010 -10.2018) 125kw 170cv 1368c...</p> <p>d10x 17mm f-d21mm</p>		<p>Z55212 NO. 46829200</p> <p><i>MOLA DE PAINEL REVESTIMENTO PORTAS</i></p> <p>ALFA ROMEO GIULIETTA (2010 ATÉ 2013)</p> <p>F-10T-17mm L-15H-21S1-6mm</p>
	<p>Z55288 NO. 51984545</p> <p><i>MOLA DO PAINEL DAS PORTAS</i></p> <p>ALFA ROMEO GIULIA (A partir de 2016)</p> <p>F12mm T17mm L12mm H19mm S1-9mm</p>		<p>Z57161 NO. 6000626334</p> <p><i>MOLA DO PAINEL DA PORTA</i></p> <p>ALFA ROMEO GIULIA (A partir de 2016)</p> <p>F10mm T22mm L15mm H24mm S1-11mm</p>
	<p>Z57203 NO. 14201980</p> <p><i>MOLA DE FIXAÇÃO</i></p> <p>ALFA ROMEO GIULIETTA (De 2010 Até-)</p> <p>9x9mm 1p-8x7mm</p>		<p>Z57214 NO. 50552261</p> <p><i>MOLA DE FIXAÇÃO PROTEÇÃO CAVA DA RODA</i></p> <p>ALFA ROMEO GIULIA (De 2016 Até-)</p> <p>F-13T- 20mm S1-2H-20L-10S1-mm</p>
	<p>Z72428 NO. 82376778</p> <p><i>MOLA DE PAINEL</i></p> <p>ALFA ROMEO GIULIETTA</p> <p>d18x12mm 1p-d6.5-10mm</p>		<p>Z80443 NO. 11650551550</p> <p><i>Mola de painel</i></p> <p>ALFA ROMEO GIULIETTA</p> <p>d18x22mm 1p-d8-15.5mm</p>
	<p>Z80619 NO. 7677865</p> <p><i>Mola de painel</i></p> <p>ALFA ROMEO GIULIETTA</p> <p>d14x12mm 1p-d7.5-10mm</p>		

ALFA ROMEO MITO


	<p>A2051 NO. 50517346 - 51780702 - 55701796</p> <p><i>APOIO PRATO AMORTECEDOR FRENTE (GASTA 2 UNIDADES)</i></p> <p>ALFA ROMEO MITO (955_) : 0.9 TwinAir (955.AXW1B) 07.2011/>>>> 63KW 86CV 875CC - ALFA ROMEO MITO (955_) : 0.9 TwinAir (955AXY1B) 04.2013/>>>> 77KW 105CV 875CC - ALFA ROMEO MITO (955_) : 1.4 (955AXV1A) 05.2011/>>>> 51KW 69CV 1368CC - ALFA ROMEO MITO (955_) : 1.4 (955.AXB1B, 955.AXU1A) 03.2011/>>>> 57KW 78CV 1368CC - ALFA ROMEO MITO (955_) : 1.4 (955.AXB1B) 08.2008/08.2013 58KW 78CV 1368CC - ALFA ROMEO MITO (9...</p> <p>d68x10mm 1f-d12mm</p>		<p>A2331 NO. 51805653 - 51869676 - 51879598 - 51888091 - 51888093</p> <p><i>APOIO DO MOTOR LADO DIREITO FRENTE</i></p> <p>ALFA ROMEO MITO (955_) : 1.6 JTDM (955AXE1B) 08.2008/>>>> 85KW 115CV 1598CC - ALFA ROMEO MITO (955_) : 1.6 JTDM (955AXC1B) 08.2008/>>>> 88KW 120CV 1598CC</p> <p>172x160x173mm 3f-d17mm 2f-d14mm 1f-d13mm 1r-d5mm</p>
--	--	---	--

	<p>A2441 NO. 50510134 - 50521707 - 51780079 - 51813225 - 51831016 - 51877221 - 51885852 - 51892267 - 51940053 - 5...</p> <p>APOIO SUPORTE AMORTECEDOR FRENTE (GASTA 2 UNIDADES)</p> <p>ALFA ROMEO MITO (955_) 0.9 TwinAir (955.AXW1B) 07.2011/>>> 63KW 86CV 875CC - ALFA ROMEO MITO (955_) 0.9 (955AXY1B, 955AXZ1B) 12.2013/>>> 74KW 101CV 875CC - ALFA ROMEO MITO (955_) 0.9 TwinAir (955AXY1B) 04.2013/>>> 77KW 105CV 875CC - ALFA ROMEO MITO (955_) 1.4 (955AXV1A) 05.2011/>>> 51KW 69CV 1368CC - ALFA MITO (955_) 1.4 (955.AXB1B, 955.AXU1A) 03.2011/>>> 57KW 78CV 1368CC - ALFA ROMEO MITO (...)</p> <p>d103x31mm 1f-d12mm</p>		<p>A2713 NO. 2f-d10mm 1f-d12mm 1f-12x14mm 1f-d1</p> <p>APOIO DO MOTOR PARTE FRENTE DIREITO</p> <p>ALFA ROMEO MITO (955_) 0.9 TwinAir (955.AXW1B) (07.2011 - 12.2013) 63kw 86cv 875cm3 Hatchback ALFA ROMEO MITO (955_) 0.9 TwinAir (955AXY1B) (04.2013 - 08.2018) 77kw 105cv 875cm3 Hatchback ALFA ROMEO MITO (955_) 1.4 (955AXV1A) (05.2011 - 10.2018) 51kw 69cv 1368cm3 Hatchback</p> <p>258x167x153mm 2f-d10mm 1f-d12mm 1f-12x14mm 1f-d10mm...</p>
	<p>BE22 NO. 55209833</p> <p>ABRÇAQUEIRA ESCAPE</p> <p>ALFA ROMEO MITO (955_) 1.3 MultiJet (955AXT1A, 955AYA1A) 12.2013/>>> 59KW 80CV 1248CC - ALFA ROMEO MITO (955_) 1.3 MultiJet (955AXT1A) 01.2011/>>> 62KW 84CV 1248CC - ALFA ROMEO MITO (955_) 1.3 MultiJet (955AXP1A, 955AYC1A) 09.2009/12.2018 70KW 95CV 1248CC</p> <p>96x100x18mm 1p-d10-75mm</p>		<p>E0273-M NO. 55702836</p> <p>ESTICADOR SUPORTE APOIO MOTOR TRAS</p> <p>ALFA ROMEO MITO (955_) 1.3 MultiJet (955AXT1A) 01.2011/»»» 62KW 84CV 1248CC - ALFA ROMEO MITO (955_) 1.3 MultiJet (955AXH1B, 955AXT1A) 08.2008/08.2010 66KW 90CV 1248CC - ALFA ROMEO MITO (955_) 1.3 MultiJet (955AXP1A, 955AYC1A) 09.2009/12.2018 70KW 95CV 1248CC</p> <p>225x100x46mm 1f-d12mm 1f18x12mm</p>
	<p>E0601-M NO. 50510781</p> <p>ESTICADOR SUPORTE APOIO MOTOR TRAS</p> <p>ALFA ROMEO MITO (955_) 1.4 TJet (955AXG1A) 08.2008/>>> 88KW 120CV 1368CC - ALFA ROMEO MITO (955_) 1.4 Turbo MultiAir (955AXM1A, 955AXR11) 10.2009/>>> 99KW 135CV 1368CC - ALFA ROMEO MITO (955_) 1.4 TJet (955AXD1B) 09.2008/06.2011 110KW 150CV 1368CC - ALFA ROMEO MITO (955_) 1.4 TJet (955AXA1B) 08.2008/06.2011 114KW 155CV 1368CC - ALFA ROMEO MITO (955_) 1.4 Turbo MultiAir (955AXS1B, 955AXS11) 10...</p> <p>210x97x46mm 1f-d12mm 1f-d13mm 1r-d10mm</p>		<p>F9052H-I NO. 46308465 - 46308675 - 71771157 - 71771163 - 71771171</p> <p>FOLE DO CARDAN LADO DA RODA</p> <p>ALFA ROMEO MITO (955_) 1.4 (955.AXB1B, 955.AXU1A) 03.2011/>>> 57KW 78CV 1368CC - ALFA ROMEO MITO (955_) 1.4 (955.AXB1B, 955.AXF1B) 09.2008/08.2013 70KW 95CV 1368CC - ALFA ROMEO MITO (955_) 1.4 TJet (955AXG1A) 08.2008/>>> 88KW 120CV 1368CC - ALFA ROMEO MITO (955_) 1.4 Bifuel (955AXG1A) 01.2009/>>> 88KW 120CV 1368CC - ALFA ROMEO MITO (955_) 1.4 Bifuel (955.AXG1A) 04.2016/>>> 88KW 120CV 1368CC - A...</p> <p>d105x125mm 1f-d28mm 1f-d88mm</p>
	<p>KL80932 NO. 1p-d6-10mm d-20/10mm 1f-d14mm 1f-d</p> <p>KIT CASQUILHO COBERTURA TAMPA MOTOR</p> <p>ALFA ROMEO MITO (955_) 1.3 MultiJet (955AXT1A) 01.2011/>>> 62KW 84CV 1248CC - ALFA ROMEO MITO (955_) 1.3 MultiJet (955AXP1A, 955AYC1A) 09.2009/12.2018 70KW 95CV 1248CC</p> <p>d30/75mm d-33/19mm d-39/20mm d-20/10mm 1f-d14mm 1f-d2</p>		<p>KT0505 NO. 51800004</p> <p>KIT BATENTE SUSPENSÃO DE TRÁS (GASTA 2 UNIDADES)</p> <p>ALFA ROMEO MITO (955_) 0.9 TwinAir (955.AXW1B) 07.2011/12.2013 63KW 86CV 875CC 312 A2.000 4136AWL - ALFA ROMEO MITO (955_) 0.9 TwinAir (955AXY1B) 04.2013/08.2018 77KW 105CV 875CC 199 B6.000 1742AAF 4136BAK - ALFA ROMEO MITO (955_) 0.9 TwinAir (955AXY1B, 955AXZ1B) 12.2013/08.2018 74KW 101CV 875CC 199 B7.000 4136BBG 1742AAG - ALFA ROMEO MITO (955_) 1.3 MultiJet (955AXH1B, 955AXT1A) 08.2008/08.2010 6...</p> <p>d63x268mm 1f-d13mm 1f-d60mm</p>
	<p>KT0506 NO. 55701429</p> <p>KIT BATENTE SUSPENSÃO FRENTE (GASTA 2 UNIDADES)</p> <p>ALFA ROMEO MITO (955_) 0.9 TwinAir (955.AXW1B) 07.2011/12.2013 63KW 86CV 875CC 312 A2.000 4136AWL - ALFA ROMEO MITO (955_) 0.9 TwinAir (955AXY1B) 04.2013/08.2018 77KW 105CV 875CC 199 B6.000 1742AAF 4136BAK - ALFA ROMEO MITO (955_) 0.9 TwinAir (955AXY1B, 955AXZ1B) 12.2013/08.2018 74KW 101CV 875CC 199 B7.000 4136BBG 1742AAG - ALFA ROMEO MITO (955_) 1.3 MultiJet (955AXH1B, 955AXT1A) 08.2008/08.2010...</p> <p>d62x285mm 1f-d13mm 1f-d60mm</p>		<p>L41239 NO. 04179874 - 04473102 - 07520126 - 46411116 - 46411117</p> <p>CASQUILHO DE GUIA EMBRAIAGEM</p> <p>ALFA ROMEO MITO (955_) 1.3 MultiJet (955AXH1B, 955AXT1A) 08.2008/08.2010 66KW 90CV 1248CC 955 B2.000 199 A3.000 4136AMM 1742ABE - ALFA ROMEO MITO (955_) 1.3 MultiJet (955AXP1A, 955AYC1A) 09.2009/10.2018 70KW 95CV 1248CC 330 A1.000 199 B1.000 4136AOR 1742ABD</p> <p>82x70x54mm 2f-d7mm 1f-d25mm</p>
	<p>Q2013 NO. 46796396 - 55703665</p> <p>UNIÃO DO ESCAPE 60x64,5x90mm</p> <p>ALFA ROMEO MITO (955_) 1.4 MultiAir (955AXN1B) 09.2009/10.2018 125KW 170CV 1368CC 940 A2.000 4136AOQ 1742AAB - ALFA ROMEO MITO (955_) 1.4 Turbo MultiAir (955AXS1B, 955AXS11) 10.2009/10.2018 120KW 163CV 1368CC 955 A8.000 4136AOS 1742AAC</p> <p>90x70x92mm 1f-d60mm</p>		<p>R016261 NO. 55240933 - 55244282 - 55256543</p> <p>TUBO DO OLEO DO COMPRESSOR</p> <p>ALFA ROMEO MITO (955_) 1.3 MultiJet (955AXH1B, 955AXT1A) 08.2008/08.2010 66KW 90CV 1248CC 955 B2.000 199 A3.000 4136AMM 1742ABE - ALFA ROMEO MITO (955_) 1.3 MultiJet (955AXP1A, 955AYC1A) 09.2009/10.2018 70KW 95CV 1248CC 330 A1.000 199 B1.000 4136AOR 1742ABD - ALFA ROMEO MITO (955_) 1.3 MultiJet (955AXT1A) 01.2011/12.2015 62KW 84CV 1248CC 199 B4.000 4136ARX</p> <p>B105-14/15mm 40x40x39mm</p>
	<p>R017102 NO. 1606497780 - 1611583480 - 51772279 - 51773392 - 51775335 - 51777765 - 51793177 - 51875955 - 55193851</p> <p>TUBO DE ADMISSÃO FILTRO DE AR</p> <p>ALFA ROMEO MITO (955_) 1.3 MultiJet (955AXH1B, 955AXT1A) 08.2008/08.2010 66KW 90CV 1248CC 955 B2.000 199 A3.000 4136AMM 1742ABE - ALFA ROMEO MITO (955_) 1.3 MultiJet (955AXT1A) 01.2011/12.2015 62KW 84CV 1248CC 199 B4.000 4136ARX</p> <p>B225-37/71mm 45-60-152-39mm ch-d27x38mm</p>		<p>R017112 NO. 55180038 - 55184653</p> <p>TUBO DA VALVULA REGULADORA DE VELOCIDADE</p> <p>ALFA ROMEO MITO (955_) 1.3 MultiJet (955AXH1B, 955AXT1A) 08.2008/08.2010 66KW 90CV 1248CC</p> <p>B133-14/14mm 39x64x29x51mm</p>
	<p>R017129C NO. 51881800</p> <p>TUBO DO RADIADOR ARREFECIMENTO COM BOCAL</p> <p>ALFA ROMEO MITO (955_) 1.4 (955.AXB1B, 955.AXU1A) (03.2011 - 10.2018) 57kw 78cv 1368cm3 Hatchback ALFA ROMEO MITO (955_) 1.4 (955.AXB1B, 955.AXF1B) (09.2008 - 08.2013) 70kw 95cv 1368cm3 Hatchback ALFA ROMEO MITO (955_) 1.4 (955.AXV1A) (05.2011 - 10.2018) 51kw 69cv 1368cm3 Hatchback ALFA ROMEO MITO (955_) 1.4 Bifuel (955AXG1A) (01.2009 - 08.2016) 88kw 120cv 1368cm3 Hatchback ALFA ROMEO MITO (955_) 1....</p> <p>B285-7/8mm 34-116-95-43-70mm</p>		<p>R017547 NO. 51874459 - 51879778 - 51897150 - 51897510 - 52036350 - 68360737AA</p> <p>TUBO DE ADMISSÃO FILTRO DE AR</p> <p>ALFA ROMEO MITO (955_) 1.3 MultiJet (955AXP1A, 955AYC1A) 09.2009/10.2018 70KW 95CV 1248CC 330 A1.000 199 B1.000 4136AOR 1742ABD - ALFA ROMEO MITO (955_) 1.3 MultiJet (955AXT1A) 01.2011/12.2015 62KW 84CV 1248CC 199 B4.000 4136ARX</p> <p>B215-35/68mm 68x102x73mm</p>

	<p>R018193 NO. 51816510</p> <p>TUBO DO AR SOBREALIMENTAÇÃO</p> <p>ALFA ROMEO MITO (955_) 1.3 MultiJet (955AXH1B, 955AXT1A) 08.2008/08.2010 66KW 90CV 1248CC 955 B2.000 199 A3.000 4136AMM 1742ABE - ALFA ROMEO MITO (955_) 1.3 MultiJet (955AXP1A, 955AYC1A) 09.2009/10.2018 70KW 95CV 1248CC 330 A1.000 199 B1.000 4136AOR 1742ABD - ALFA ROMEO MITO (955_) 1.3 MultiJet (955AXT1A) 01.2011/12.2015 62KW 84CV 1248CC 199 B4.000 4136ARX</p> <p>B360-d42/d42mm 74-41-101-105mm</p>		<p>R019213 NO. 55245385</p> <p>TUBO EXTRATOR COMBUSTIVEL</p> <p>ALFA ROMEO MITO (955_) 1.3 MultiJet (955AXT1A, 955AYA1A) 12.2013/>>> 59KW 80CV 1248CC - ALFA ROMEO MITO (955_) 1.3 MultiJet (955AXT1A) 01.2011/>>> 62KW 84CV 1248CC - ALFA ROMEO MITO (955_) 1.3 MultiJet (955AXH1B, 955AXT1A) 08.2008/08.2010 66KW 90CV 1248CC 955 B2.000 199 A3.000 4136AMM 1742ABE</p> <p>B-340/3mm 4p-d5x10mm</p>
	<p>R019309 NO. 55241968 - 71749244</p> <p>TUBO DA VALVULA DO REGULADOR VELOCIDADE</p> <p>ALFA ROMEO MITO (955_) 1.6 JTDM (955AXC1B) 08.2008/08.2015 88KW 120CV 1598CC 955 A3.000 198 A2.000 4136ALI - ALFA ROMEO MITO (955_) 1.6 JTDM (955AXE1B) 08.2008/08.2015 85KW 115CV 1598CC 955 A4.000 4136ALK</p> <p>B80-14/15mm 37x73mm 1f-d7mm</p>		<p>R221748 NO. 55180038 - 55184653</p> <p>TUBO DA VALVULA REGULADORA DE VELOCIDADE</p> <p>ALFA ROMEO MITO (955_) 1.3 MultiJet (955AXH1B, 955AXT1A) 08.2008/08.2010 66KW 90CV 1248CC 955 B2.000 199 A3.000 4136AMM 1742ABE</p> <p>B140-17/17mm 70x30x80x35mm</p>
	<p>S1595 NO. 50511650 - 50521486 - 51783056 - 51783057 - 51892272 - 51892273 - 51895367 - 55703627 - 55703629</p> <p>SILENT-BLOC BRAÇO SUPERIOR FRENTE</p> <p>ALFA ROMEO MITO (955_) 0.9 (955AXY1B, 955AXZ1B) 12.2013/08.2018 74KW 101CV 875CC 199 B6.000 4136BBG 1742AAG - ALFA ROMEO MITO (955_) 0.9 TwinAir (955.AXW1B) 07.2011/12.2013 63KW 86CV 875CC 312 A2.000 4136AWL - ALFA ROMEO MITO (955_) 0.9 TwinAir (955AXY1B) 04.2013/08.2018 77KW 105CV 875CC 199 B6.000 1742AAF 4136BAK - ALFA ROMEO MITO (955_) 1.3 MultiJet (955AXH1B, 955AXT1A) 08.2008/08.2010 66KW 90CV...</p> <p>d53x67mm d41mm 1f-d14mm</p>		<p>S1996 NO. 51811978 - 55700751</p> <p>SILENT-BLOC DO BRAÇO SUSPENSÃO FRENTE PARTE DA FRENTE</p> <p>ALFA ROMEO MITO (955_) 0.9 TwinAir (955.AXW1B) 07.2011/12.2013 63KW 86CV 875CC 312 A2.000 4136AWL - ALFA ROMEO MITO (955_) 1.3 MultiJet (955AXH1B, 955AXT1A) 08.2008/08.2010 66KW 90CV 1248CC 955 B2.000199 A3.000 4136AMM 1742ABE - ALFA ROMEO MITO (955_) 1.3 MultiJet (955AXP1A, 955AYC1A) 09.2009/10.2018 70KW 95CV 1248CC 330 A1.000199 B1.000 4136AOR 1742ABD - ALFA ROMEO MITO (955_) 1.3 MultiJet (955AX...</p> <p>d71x66mm c28mm 1f-d12mm</p>
	<p>T0656-I NO. 51775545 - 51866009</p> <p>BATENTE SUSPENSÃO DA FRENTE</p> <p>ALFA ROMEO MITO (955_) 1.3 MultiJet (955AXH1B, 955AXT1A) 08.2008/08.2010 66KW 90CV 1248CC 955 B2.000 199 A3.000 4136AMM 1742ABE - ALFA ROMEO MITO (955_) 1.3 MultiJet (955AXP1A, 955AYC1A) 09.2009/10.2018 70KW 95CV 1248CC 330 A1.000 199 B1.000 4136AOR 1742ABD - ALFA ROMEO MITO (955_) 1.3 MultiJet (955AXT1A) 01.2011/12.2015 62KW 84CV 1248CC 199 B4.000 4136ARX - ALFA ROMEO MITO (955_) 1.4 (955.AXB1B, ...</p> <p>d63x65mm 1f-d27mm 1f-d20mm</p>		<p>T0666-I NO. 51799996</p> <p>BATENTE SUSPENSÃO DA FRENTE</p> <p>ALFA ROMEO MITO (955_) 0.9 (955AXY1B, 955AXZ1B) 12.2013/08.2018 74KW 101CV 875CC 199 B6.000 4136BBG 1742AAG - ALFA ROMEO MITO (955_) 0.9 TwinAir (955.AXW1B) 07.2011/12.2013 63KW 86CV 875CC 312 A2.000 4136AWL - ALFA ROMEO MITO (955_) 0.9 TwinAir (955AXY1B) 04.2013/08.2018 77KW 105CV 875CC 199 B6.000 1742AAF 4136BAK - ALFA ROMEO MITO (955_) 1.3 MultiJet (955AXH1B, 955AXT1A) 08.2008/08.2010 66KW 90CV...</p> <p>d63x56mm 1f-d28mm 1f-d24mm</p>
	<p>T1234 NO. 50515569 - 51904474</p> <p>BATENTE DA BARRA ESTABILIZADORA DA FRENTE</p> <p>ALFA ROMEO MITO (955_) 0.9 TwinAir (955.AXW1B) 07.2011/>>> 63KW 86CV 875CC - ALFA ROMEO MITO (955_) 0.9 (955AXY1B, 955AXZ1B) 12.2013/>>> 74KW 101CV 875CC - ALFA ROMEO MITO (955_) 0.9 TwinAir (955AXY1B) 04.2013/>>> 77KW 105CV 875CC - ALFA ROMEO MITO (955_) 1.4 (955AXV1A) 05.2011/>>> 51KW 69CV 1368CC - ALFA ROMEO MITO (955_) 1.4 (955.AXB1B, 955.AXU1A) 03.2011/>>> 57KW 78CV 1368CC - ALFA ROMEO MITO (955_) 1.3 MultiJet (955AXT1A) 01.2011/12.2015 62KW 84CV 1248CC 199 B4.000 4136ARX</p> <p>38x35x35mm 1f-d17mm</p>		<p>T1235 NO. 50515568 - 50515569 - 51839988 - 55700770 - 55702727</p> <p>BATENTE DA BARRA ESTABILIZADORA DA FRENTE</p> <p>ALFA ROMEO MITO (955_) 0.9 TwinAir (955.AXW1B) 07.2011/>>> 63KW 86CV 875CC - ALFA ROMEO MITO (955_) 0.9 (955AXY1B, 955AXZ1B) 12.2013/>>> 74KW 101CV 875CC - ALFA ROMEO MITO (955_) 0.9 TwinAir (955AXY1B) 04.2013/>>> 77KW 105CV 875CC - ALFA ROMEO MITO (955_) 1.4 (955AXV1A) 05.2011/>>> 51KW 69CV 1368CC - ALFA ROMEO MITO (955_) 1.4 (955.AXB1B, 955.AXU1A) 03.2011/>>> 57KW 78CV 1368CC - ALFA ROMEO MITO (955_) 1.3 MultiJet (955AXT1A) 01.2011/12.2015 62KW 84CV 1248CC 199 B4.000 4136ARX</p> <p>39x35x34mm 1f-d18mm</p>
	<p>UAP81292 NO. 55192494 - 55204259 - 55215424 - 55245288</p> <p>ANILHA PROTEÇÃO TÉRMICA INJECTORES</p> <p>ALFA ROMEO MITO (955_) 1.3 MultiJet (955AXH1B, 955AXT1A) 08.2008/08.2010 66KW 90CV 1248CC 955 B2.000 199 A3.000 4136AMM 1742ABE - ALFA ROMEO MITO (955_) 1.3 MultiJet (955AXP1A, 955AYC1A) 09.2009/10.2018 70KW 95CV 1248CC 330 A1.000 199 B1.000 4136AOR 1742ABD - ALFA ROMEO MITO (955_) 1.3 MultiJet (955AXT1A) 01.2011/12.2015 62KW 84CV 1248CC 199 B4.000 4136ARX - ALFA ROMEO MITO (955_) 1.3 MultiJet (955...</p> <p>d16x1mm 1f-d7mm</p>		<p>UAP81905 NO. 55192494 - 55204259 - 55215424 - 55245288</p> <p>ANILHA PROTEÇÃO TÉRMICA INJECTORES</p> <p>ALFA ROMEO MITO (955_) 1.3 MultiJet (955AXH1B, 955AXT1A) 08.2008/08.2010 66KW 90CV 1248CC 955 B2.000 199 A3.000 4136AMM 1742ABE - ALFA ROMEO MITO (955_) 1.3 MultiJet (955AXP1A, 955AYC1A) 09.2009/10.2018 70KW 95CV 1248CC 330 A1.000 199 B1.000 4136AOR 1742ABD - ALFA ROMEO MITO (955_) 1.3 MultiJet (955AXT1A) 01.2011/12.2015 62KW 84CV 1248CC 199 B4.000 4136ARX - ALFA ROMEO MITO (955_) 1.3 MultiJet (955...</p> <p>d14x1mm 1f-d7mm</p>
	<p>UCRZ1083 NO. 46308125 - 46308126 - 60802020</p> <p>CRUZETA VEIO TRANSMISSÃO TRIPODE D43,20MM/26 DENTES</p> <p>ALFA ROMEO MITO (955_) 1.4 MultiAir (955AXN1B) 09.2009/10.2018 125KW 170CV 1368CC 940 A2.000 4136AOQ 1742AAB - ALFA ROMEO MITO (955_) 1.4 TB (955.AYB11, 955.AXB1B) 12.2013/10.2018 103KW 140CV 1368CC 955 B1.000 4136BBI 1742AAH - ALFA ROMEO MITO (955_) 1.4 Turbo MultiAir (955AXM1A, 955AXR11) 10.2009/12.2014 99KW 135CV 1368CC 955 A2.000 955 A7.000 4136ANO 1.4 Turbo MultiAir (955AXS1B, 955AXS11) 10.20...</p> <p>d43.2mm 26 dentes</p>		<p>UTR0832 NO. 1306F8 - 46799364</p> <p>TAMPÃO RESERVATÓRIO LÍQUIDO REFRIGERAÇÃO</p> <p>ALFA ROMEO MITO (955_) 0.9 TwinAir (955.AXW1B) 07.2011/12.2013 63KW 86CV 875CC 312 A2.000 4136AWL - ALFA ROMEO MITO (955_) 0.9 TwinAir (955AXY1B) 04.2013/08.2018 77KW 105CV 875CC 199 B6.000 1742AAF 4136BAK - ALFA ROMEO MITO (955_) 0.9 TwinAir (955AXY1B, 955AXZ1B) 12.2013/08.2018 74KW 101CV 875CC 199 B7.000 4136BBG 1742AAG - ALFA ROMEO MITO (955_) 1.3 MultiJet (955AXH1B, 955AXT1A) 08.2008/08.2010...</p> <p>d50x25mm 1f-d45x13mm</p>
	<p>UTV83026 NO. 55189930 - 60801006 - 60808630 - 60809044 - 7734022 - 7740368</p> <p>TAMPÃO VEDAÇÃO BUJÃO</p> <p>ALFA ROMEO MITO (955_) 1.4 (De 05-2011 Até .1-20) 51kW 69CV 1368cc Hatchback ALFA ROMEO MITO (955_) 1.4 (955.AXB1B - 955.AXU1A) (De 03-2011 Até .1-20) 57KW 78CV 1368cc Hatchback</p> <p>d21x13mm 1f-12mm</p>		<p>W5084 NO. 46548458 - 46791865 - 55181198 - 55181620 - 55197953 - 55217836 - 55217839</p> <p>POLIE CAMBOTA (5 PISTAS)</p> <p>ALFA ROMEO MITO (955_) 1.4 (955AXV1A) 05.2011/>>> 51KW 69CV 1368CC - ALFA ROMEO MITO (955_) 1.4 (955.AXB1B, 955.AXU1A) 03.2011/>>> 57KW 78CV 1368CC - ALFA ROMEO MITO (955_) 1.4 (955AXB1B) 08.2008/08.2013 58KW 78CV 1368CC - ALFA ROMEO MITO (955_) 1.4 (955AXB1B, 955.AXF1B) 09.2008/08.2013 70KW 95CV 1368CC - ALFA ROMEO MITO (955_) 1.4 MultiAir (955AXL1B) 09.2009/08.2013 77KW 105CV 1368CC - ALF...</p> <p>d140/150mm d23mm</p>




	W5145 NO. 55210310 - 5636947 POLIE DA CAMBOTA 6 PISTAS ALFA ROMEO MITO (955_) 1.6 JTDM N.º mot . a part ir de: 6432412 - Código do motor: 955A4.000 (APOS 09.08) 115cv 1598cc Hatchback - ALFA ROMEO MITO (955_) 1.6 JTDM N.º mot . a part ir de: 6432412 - Código do motor: 198A2.000/F - Código do motor: 955A3.000 (APOS 09.08) 120cv 1598cc Hatchback		Z50177 NO. 735398155 - 8748Y6 MOLA DE FIXAÇÃO PAINEL ALFA ROMEO MITO (955_) 0.9 TwinAir (955.AXW1B) 07.2011/12.2013 63KW 86CV 875CC 312 A2.000 4136AWL - ALFA ROMEO MITO (955_) 0.9 TwinAir (955AXY1B) 04.2013/08.2018 77KW 105CV 875CC 199 B6.000 1742AAF 4136BAK - ALFA ROMEO MITO (955_) 0.9 TwinAir (955AXY1B, 955AXZ1B) 12.2013/08.2018 74KW 101CV 875CC 199 B7.000 4136BBG 1742AAG - ALFA ROMEO MITO (955_) 1.3 MultiJet (955AXH1B, 955AXT1A) 08.2008/08.2010...
	d169mm d30,5mm		d8x 22mm f-d20mm
	Z50537 NO. 46835626 - 71738386 - 71769495 MOLA DE PAINEL ALFA ROMEO MITO (955_) 0.9 TwinAir (955.AXW1B) (07.2011 -12.2013) 63kw 86cv 875cm3 Hatchback ALFA ROMEO MITO (955_) 0.9 TwinAir (955AXY1B) (04.2013 -08.2018) 77kw 105cv 875cm3 Hatchback ALFA ROMEO MITO (955_) 0.9 TwinAir (955AXY1B, 955AXZ1B) (12.2013 -08.2018) 74kw 101cv 875cm3 Hatchback ALFA ROMEO MITO (955_) 1.3 MultiJet (955AXH1B, 955AXT1A) (08.2008 -08.2010) 66kw 90cv 1248cm3 Hatchback ALFA RO...		Z80631 NO. 14591887 Mola de painel ALFA ROMEO MITO
	d10x 17mm f-d21mm		d15x25mm 1p-d8-23mm

















ALFA ROMEO ROADSTER

	UTR0816 NO. 46402983 - 46556738 - 60807748 TAMPÃO RESERVATÓRIO LÍQUIDO REFRIGERAÇÃO ALFA ROMEO RZ 3.0 V6 Zagato (01.92 A 12.94) 207cv 2959cc Cabriolet		
	d52x27mm 1f-d45x13mm 1-ponteira-d7x30mm		

ALFA ROMEO SPIDER-GTV-GT-4C-8C

	A0967-I NO. 60564423 - 60594600 - 60808861 - 7642540 - 7652240 APOIO SUPORTE TRÁS DO MOTOR ALFA ROMEO GTV (916_): 2.0 T.SPARK 16V (916.C2_, 916C2C00) 06.1995/10.2005 110KW 150CV 1970CC		A0967-I NO. 60564423 - 60594600 - 60808861 - 7642540 - 7652240 APOIO SUPORTE TRÁS DO MOTOR ALFA ROMEO SPIDER (916_): 1.8 16V (916S3) 05.1998/04.2005 106KW 144CV 1747CC - ALFA ROMEO SPIDER (916_): 2.0 T.SPARK 16V (916S2C00) 06.1995/04.2005 110KW 150CV 1970CC - ALFA ROMEO SPIDER (916_): 2.0 T.SPARK 16V (916S2B) 05.1998/08.2000 114KW 155CV 1970CC - ALFA ROMEO SPIDER (916_): 2.0 JTS (916SXA00) 04.2003/04.2005 121KW 165CV 1970CC
	170x103x68mm 1f-d16mm 1r-d11mm		170x103x68mm 1f-d16mm 1r-d11mm
	A1688 NO. 46444055 - 46461192 - 46465201 - 46781213 - 60814234 - 60816689 APOIO DO MOTOR PARTE DE TRÁS ALFA ROMEO GT (937_): 1.9 JTD (937CXN1B) 11.2003/09.2010 110KW 150CV 1910CC		A1930 NO. 116081512702 - 116081512704 - 60505302 - 8033989089591 APOIO DE TRANSMISSÃO (SEM ROLAMENTO) ALFA ROMEO GT (105_): V 2000 (105) 01.1971/12.1977 96KW 131CV 1962CC
	170x109x95mm 1f-d11mm		155x110x30mm 1f-d53mm 2f-14x9mm
	A1930 NO. 116081512702 - 116081512704 - 60505302 - 8033989089591 APOIO DE TRANSMISSÃO (SEM ROLAMENTO) ALFA ROMEO GTV (116_): 2.0 (11636) 07.1978/01.1986 96KW 131CV 1962CC		A1930 NO. 116081512702 - 116081512704 - 60505302 - 8033989089591 APOIO DE TRANSMISSÃO (SEM ROLAMENTO) ALFA ROMEO SPIDER (105_): 2000 (10512, 10524) 01.1971/12.1977 96KW 131CV 1962CC
	155x110x30mm 1f-d53mm 2f-14x9mm		155x110x30mm 1f-d53mm 2f-14x9mm

















	<p>A2211 NO. 117011308100 - 117011308101 - 60701586</p> <p>APOIO DA CAIXA DE VELOCIDADES LADO ESQUERDO</p> <p>ALFA ROMEO GT (105_): V 2000 (105) 01.1971/12.1977 96KW 131CV 1962CC</p> <p>89x77x52mm 3f-d8mm 1f-d7mm 1f-d6mm</p>		<p>A2211 NO. 117011308100 - 117011308101 - 60701586</p> <p>APOIO DA CAIXA DE VELOCIDADES LADO ESQUERDO</p> <p>ALFA ROMEO GTV (116_): 2.0 (11636) 07.1978/01.1986 96KW 131CV 1962CC</p> <p>89x77x52mm 3f-d8mm 1f-d7mm 1f-d6mm</p>
	<p>A2211 NO. 117011308100 - 117011308101 - 60701586</p> <p>APOIO DA CAIXA DE VELOCIDADES LADO ESQUERDO</p> <p>ALFA ROMEO SPIDER (105_): 2000 (10512, 10524) 01.1971/12.1977 96KW 131CV 1962CC</p> <p>89x77x52mm 3f-d8mm 1f-d7mm 1f-d6mm</p>		<p>A2265 NO. 46834369 - 50501684 - 50514991 - 60814470</p> <p>APOIO DO MOTOR LADO DIREITO</p> <p>ALFA ROMEO GT (937_): 1.9 JTD (937CXN1B) 11.2003/09.2010 110KW 150CV 1910CC - ALFA ROMEO GT (937_): 1.9 JTD (937CXN1B, 937CXZ1B) 05.2008/09.2010 125KW 170CV 1910CC</p> <p>170x110x70/100mm 2f-d14mm 3f-d10mm</p>
	<p>A2331 NO. 51805653 - 51869676 - 51879598 - 51888091 - 51888093</p> <p>APOIO DO MOTOR LADO DIREITO FRENTE</p> <p>ALFA ROMEO 4C (960_): 1.8 (960.CXB1A) 03.2013/>>>> 177CV 241CV 1742CC</p> <p>172x160x173mm 3f-d17mm 2f-d14mm 1f-d13mm 1r-d5mm</p>		<p>D0038 NO. 116081530107 - 116081530110 - 60521648 - 60725181</p> <p>CARDAN TRANSMISSÃO</p> <p>ALFA ROMEO GT (105_): V 2000 (105) 01.1971/12.1977 96KW 131CV 1962CC</p> <p>110x110x35x42mm 6f-d10mm</p>
	<p>D0038 NO. 116081530107 - 116081530110 - 60521648 - 60725181</p> <p>CARDAN TRANSMISSÃO</p> <p>ALFA ROMEO GTV (116_): 2.0 (11636) 07.1978/01.1986 96KW 131CV 1962CC</p> <p>110x110x35x42mm 6f-d10mm</p>		<p>D0038 NO. 116081530107 - 116081530110 - 60521648 - 60725181</p> <p>CARDAN TRANSMISSÃO</p> <p>ALFA ROMEO SPIDER (105_): 2000 (10512, 10524) 01.1971/12.1977 96KW 131CV 1962CC</p> <p>110x110x35x42mm 6f-d10mm</p>
	<p>D0039 NO. 116081530005 - 116081530205 - 60521647 - 60521649</p> <p>CARDAN TRANSMISSÃO</p> <p>ALFA ROMEO GT (105_): V 2000 (105) 01.1971/12.1977 96KW 131CV 1962CC</p> <p>100x115x34x42mm 6f-d10mm</p>		<p>D0039 NO. 116081530005 - 116081530205 - 60521647 - 60521649</p> <p>CARDAN TRANSMISSÃO</p> <p>ALFA ROMEO GTV (116_): 2.0 (116.36 E) 01.1985/12.1985 94KW 128CV 1962CC - ALFA ROMEO GTV (116_): 2.0 (11636) 07.1978/01.1986 96KW 131CV 1962CC</p> <p>100x115x34x42mm 6f-d10mm</p>
	<p>D0039 NO. 116081530005 - 116081530205 - 60521647 - 60521649</p> <p>CARDAN TRANSMISSÃO</p> <p>ALFA ROMEO SPIDER (105_): 2000 (10512, 10524) 01.1971/12.1977 96KW 131CV 1962CC</p> <p>100x115x34x42mm 6f-d10mm</p>		<p>D0056 NO. 105001530000 - 60515851</p> <p>CARDAN TRANSMISSÃO</p> <p>ALFA ROMEO GT (105_): 1300 Junior (105) 01.1966/12.1977 64KW 87CV 1290CC - ALFA ROMEO GT (105_): 1600 (115) 09.1972/12.1977 76KW 103CV 1570CC - ALFA ROMEO GT (105_): V 1750 (105) 01.1967/12.1972 83KW 113CV 1779CC</p> <p>125x125x46x37mm 6f-d12mm</p>
	<p>D0056 NO. 105001530000 - 60515851</p> <p>CARDAN TRANSMISSÃO</p> <p>ALFA ROMEO SPIDER (105_): 1300 (10591) 01.1968/12.1977 64KW 87CV 1290CC - ALFA ROMEO SPIDER (105_): 1750 (10557) 01.1967/12.1971 83KW 113CV 1779CC - ALFA ROMEO SPIDER (115_): 1600 (11535) 03.1976/12.1990 76KW 103CV 1570CC</p> <p>125x125x46x37mm 6f-d12mm</p>		<p>D0057 NO. 116081504402 - 60725177</p> <p>CARDAN TRANSMISSÃO</p> <p>ALFA ROMEO GT (105_): V 2000 (105) 01.1971/12.1977 96KW 131CV 1962CC</p> <p>114X103x42x34mm 6f-d10mm 1f-d15/19mm</p>
	<p>D0057 NO. 116081504402 - 60725177</p> <p>CARDAN TRANSMISSÃO</p> <p>ALFA ROMEO GTV (116_): 2.0 (11636) 07.1978/01.1986 96KW 131CV 1962CC</p> <p>114X103x42x34mm 6f-d10mm 1f-d15/19mm</p>		<p>D0057 NO. 116081504402 - 60725177</p> <p>CARDAN TRANSMISSÃO</p> <p>ALFA ROMEO SPIDER (105_): 2000 (10512, 10524) 01.1971/12.1977 96KW 131CV 1962CC</p> <p>114X103x42x34mm 6f-d10mm 1f-d15/19mm</p>

	<p>D0058 NO. 116081502301 - 116081502401 - 116081502402 - 60521630 - 6052163031</p> <p>CARDAN TRANSMISSÃO</p> <p>ALFA ROMEO GT (105_) : V 2000 (105) 01.1971/12.1977 96KW 131CV 1962CC</p> <p>104x101x42x34mm 6f-d10mm 1f-d22/19mm</p>		<p>D0058 NO. 116081502301 - 116081502401 - 116081502402 - 60521630 - 6052163031</p> <p>CARDAN TRANSMISSÃO</p> <p>ALFA ROMEO GTV (116_) : 2.0 (11636) 07.1978/01.1986 96KW 131CV 1962CC</p> <p>104x101x42x34mm 6f-d10mm 1f-d22/19mm</p>
	<p>D0058 NO. 116081502301 - 116081502401 - 116081502402 - 60521630 - 6052163031</p> <p>CARDAN TRANSMISSÃO</p> <p>ALFA ROMEO SPIDER (105_) : 2000 (10512, 10524) 01.1971/12.1977 96KW 131CV 1962CC</p> <p>104x101x42x34mm 6f-d10mm 1f-d22/19mm</p>		<p>E0043 NO. 102508 - 102866 - 60503033 - 60522113 - 60563746 - 60573784 - 60751167 - 94222502</p> <p>ESTICADOR DE ESCAPE</p> <p>ALFA ROMEO GTV (916_) : 1.8 16V (916C3) 05.1998/10.2005 106KW 144CV 1747CC - ALFA ROMEO GTV (916_) : 2.0 T.SPARK 16V (916C2_) 916C200 06.1995/10.2005 110KW 150CV 1970CC - ALFA ROMEO GTV (916_) : 2.0 T.SPARK 16V (916C2C) 09.1997/03.2003 114KW 155CV 1970CC - ALFA ROMEO GTV (916_) : 2.0 JTS (916CXA00) 04.2003/10.2005 121KW 165CV 1970CC - ALFA ROMEO GTV (916_) : 3.0 V6 24V (916C1B_) 10.2000/10.2005 1...</p> <p>d55x13mm</p>
	<p>E0043 NO. 102508 - 102866 - 60503033 - 60522113 - 60563746 - 60573784 - 60751167 - 94222502</p> <p>ESTICADOR DE ESCAPE</p> <p>ALFA ROMEO SPIDER (916_) : 1.8 16V (916S3) 05.1998/04.2005 106KW 144CV 1747CC - ALFA ROMEO SPIDER (916_) : 2.0 T.SPARK 16V (916S2C00) 06.1995/04.2005 110KW 150CV 1970CC - ALFA ROMEO SPIDER (916_) : 2.0 T.SPARK 16V (916S2B) 05.1998/08.2000 114KW 155CV 1970CC - ALFA ROMEO SPIDER (916_) : 2.0 JTS (916SXA00) 04.2003/04.2005 121KW 165CV 1970CC - ALFA ROMEO SPIDER (916_) : 3.0 V6 (916S1) 06.1995/04.2005 141K...</p> <p>d55x13mm</p>		<p>E0049 NO. 1160030815 - 116003081500 - 1755387501 - 60521407</p> <p>ESTICADOR DE ESCAPE TRÁS</p> <p>ALFA ROMEO GT (105_) : V 2000 (105) 01.1971/12.1977 96KW 131CV 1962CC</p> <p>92x40x34mm 1f-15x15mm</p>
	<p>E0049 NO. 1160030815 - 116003081500 - 1755387501 - 60521407</p> <p>ESTICADOR DE ESCAPE TRÁS</p> <p>ALFA ROMEO GTV (116_) : 2.0 (116.36 E) 01.1985/12.1985 94KW 128CV 1962CC - ALFA ROMEO GTV (116_) : 2.0 (11636) 07.1978/01.1986 96KW 131CV 1962CC</p> <p>92x40x34mm 1f-15x15mm</p>		<p>E0049 NO. 1160030815 - 116003081500 - 1755387501 - 60521407</p> <p>ESTICADOR DE ESCAPE TRÁS</p> <p>ALFA ROMEO SPIDER (105_) : 2000 (10512, 10524) 01.1971/12.1977 96KW 131CV 1962CC</p> <p>92x40x34mm 1f-15x15mm</p>
	<p>E0164 NO. 50704362 - 50706991 - 51795455</p> <p>ESTICADOR DA BARRA ESTABILIZADORA DA FRENTE LADO DIREITO</p> <p>ALFA ROMEO SPIDER (939_) : 1.8 TBI (939DXN1B) 05.2009/03.2011 147KW 200CV 1742CC - ALFA ROMEO SPIDER (939_) : 2.2 JTS (939EXB1B, 939EXB11) 03.2006/03.2011 136KW 185CV 2198CC - ALFA ROMEO SPIDER (939_) : 3.2 JTS (939EXG2B) 03.2008/03.2011 191KW 260CV 3195CC - ALFA ROMEO SPIDER (939_) : 3.2 JTS Q4 (939EXG2B, 939EXG22) 03.2006/03.2011 191KW 260CV 3195CC - ALFA ROMEO SPIDER (939_) : 2.0 JTDM (939DXQ1B) 04....</p> <p>135x35x35mm 2p-d12-31mm</p>		<p>E0165 NO. 50704681 - 50705312 - 50705703 - 50706005 - 50706474 - 50706475 - 50706595 - 50706598 - 51705704 - 5...</p> <p>ESTICADOR DA BARRA ESTABILIZADORA DE TRÁS LADO DIREITO</p> <p>ALFA ROMEO SPIDER (939_) : 1.8 TBI (939DXN1B) 05.2009/03.2011 147KW 200CV 1742CC - ALFA ROMEO SPIDER (939_) : 2.2 JTS (939EXB1B, 939EXB11) 03.2006/03.2011 136KW 185CV 2198CC - ALFA ROMEO SPIDER (939_) : 3.2 JTS (939EXG2B) 03.2008/03.2011 191KW 260CV 3195CC - ALFA ROMEO SPIDER (939_) : 3.2 JTS Q4 (939EXG2B, 939EXG22) 03.2006/03.2011 191KW 260CV 3195CC - ALFA ROMEO SPIDER (939_) : 2.0 JTDM (939DXQ1B) 04....</p> <p>150x35x35mm 2p-d12-31mm</p>
	<p>E0166 NO. 50704361 - 50706990 - 51795454</p> <p>ESTICADOR DA BARRA ESTABILIZADORA DA FRENTE LADO ESQUERDO</p> <p>ALFA ROMEO SPIDER (939_) : 1.8 TBI (939DXN1B) 05.2009/03.2011 147KW 200CV 1742CC - ALFA ROMEO SPIDER (939_) : 2.2 JTS (939EXB1B, 939EXB11) 03.2006/03.2011 136KW 185CV 2198CC - ALFA ROMEO SPIDER (939_) : 3.2 JTS (939EXG2B) 03.2008/03.2011 191KW 260CV 3195CC - ALFA ROMEO SPIDER (939_) : 3.2 JTS Q4 (939EXG2B, 939EXG22) 03.2006/03.2011 191KW 260CV 3195CC - ALFA ROMEO SPIDER (939_) : 2.0 JTDM (939DXQ1B) 04....</p> <p>135x35x37mm 2p-d12-30mm</p>		<p>E0167 NO. 50704680 - 50705311 - 50705702 - 50706004 - 51795703 - 51795705</p> <p>ESTICADOR DA BARRA ESTABILIZADORA DE TRÁS LADO ESQUERDO</p> <p>ALFA ROMEO SPIDER (939_) : 1.8 TBI (939DXN1B) 05.2009/03.2011 147KW 200CV 1742CC - ALFA ROMEO SPIDER (939_) : 2.2 JTS (939EXB1B, 939EXB11) 03.2006/03.2011 136KW 185CV 2198CC - ALFA ROMEO SPIDER (939_) : 3.2 JTS (939EXG2B) 03.2008/03.2011 191KW 260CV 3195CC - ALFA ROMEO SPIDER (939_) : 3.2 JTS Q4 (939EXG2B, 939EXG22) 03.2006/03.2011 191KW 260CV 3195CC - ALFA ROMEO SPIDER (939_) : 2.0 JTDM (939DXQ1B) 04....</p> <p>150x35x35mm 2p-d12-31mm</p>
	<p>E0197 NO. 46841498 - 46843389 - 60625029</p> <p>ESTICADOR DA BARRA ESTABILIZADORA DA FRENTE</p> <p>ALFA ROMEO GT (937_) : 1.8 TS (937CXR1A) 11.2003/09.2010 103KW 140CV 1747CC - ALFA ROMEO GT (937_) : 2.0 JTS (937CXH11, 937CXH1A, 937CXT1A) 12.2006/09.2010 119KW 162CV 1970CC - ALFA ROMEO GT (937_) : 2.0 JTS (937CXH1A, 937CXH11) 11.2003/09.2010 121KW 165CV 1970CC - ALFA ROMEO GT (937_) : 3.2 GTA (937CXP1B) 11.2003/09.2010 176KW 240CV 3179CC - ALFA ROMEO GT (937_) : 1.9 JTD (937CXN1B) 11.2003/09.2010 11...</p> <p>155x36x39mm 2p-d10-21mm</p>		<p>E0198 NO. 60613575 - 60699021</p> <p>ESTICADOR DA BARRA ESTABILIZADORA DE TRÁS</p> <p>ALFA ROMEO GT (937_) : 1.8 TS (937CXR1A) 11.2003/09.2010 103KW 140CV 1747CC - ALFA ROMEO GT (937_) : 2.0 JTS (937CXH11, 937CXH1A, 937CXT1A) 12.2006/09.2010 119KW 162CV 1970CC - ALFA ROMEO GT (937_) : 2.0 JTS (937CXH1A, 937CXH11) 11.2003/09.2010 121KW 165CV 1970CC - ALFA ROMEO GT (937_) : 3.2 GTA (937CXP1B) 11.2003/09.2010 176KW 240CV 3179CC - ALFA ROMEO GT (937_) : 1.9 JTD (937CXN1B) 11.2003/09.2010 11...</p> <p>215x42x42mm 2p-d10-22mm</p>
	<p>E0222-M NO. 60662481 - 60815935</p> <p>ESTICADOR SUPORTE APOIO MOTOR FRENTE</p> <p>ALFA ROMEO GT (937_) : 1.9 JTD (937CXN1B) 11.2003/09.2010 110KW 150CV 1910CC - ALFA ROMEO GT (937_) : 1.9 JTD (937CXN1B, 937CXZ1B) 05.2008/09.2010 125KW 170CV 1910CC</p> <p>218x55x34mm 2f-d10mm</p>		<p>E0266-M NO. 50502602 - 60694941</p> <p>ESTICADOR SUPORTE APOIO MOTOR TRAS</p> <p>ALFA ROMEO SPIDER (939_) : 1.8 TBI (939DXN1B) 05.2009/03.2011 147KW 200CV 1742CC - ALFA ROMEO SPIDER (939_) : 2.0 JTDM (939DXQ1B) 04.2009/03.2011 120KW 163CV 1956CC - ALFA ROMEO SPIDER (939_) : 2.0 JTDM (939DXP1B, 939EXP1B) 05.2009/06.2010 125KW 170CV 1956CC - ALFA ROMEO SPIDER (939_) : 2.4 JTDM (939EXD1B, 939EXD12) 03.2006/03.2011 147KW 200CV 2387CC - ALFA ROMEO SPIDER (939_) : 2.4 JTDM (939DXM1B, 9...</p> <p>180x140x100mm 2f-d11mm 2f-20x14mm</p>

	<p>E0617-M NO. 50502603 - 60694940</p> <p>ESTICADOR SUPORTE APOIO MOTOR TRAS</p> <p>ALFA ROMEO SPIDER (939_): 1.8 TBI (939DXN1B) 05.2009/03.2011 147KW 200CV 1742CC - ALFA ROMEO SPIDER (939_): 2.0 JTDM (939DXQ1B) 04.2009/03.2011 120KW 163CV 1956CC - ALFA ROMEO SPIDER (939_): 2.0 JTDM (939DXP1B, 939EXP1B) 05.2009/06.2010 125KW 170CV 1956CC - ALFA ROMEO SPIDER (939_): 2.4 JTDM (939EXD1B, 939EXD12) 03.2006/03.2011 147KW 200CV 2387CC - ALFA ROMEO SPIDER (939_): 2.4 JTDM (939DXM1B, 9...</p> <p>250x143x96mm 2f-d10mm 2f-14x19mm</p>		<p>E1005 NO. 60609574 - 60806013 - 60806020</p> <p>ESTICADOR DE ESCAPE</p> <p>ALFA ROMEO GTV (916_): 1.8 16V (916C3) 05.1998/10.2005 106KW 144CV 1747CC - ALFA ROMEO GTV (916_): 2.0 T.SPARK 16V (916.C2_ 916C2C00) 06.1995/10.2005 110KW 150CV 1970CC - ALFA ROMEO GTV (916_): 2.0 T.SPARK 16V (916C2C) 09.1997/03.2003 114KW 155CV 1970CC - ALFA ROMEO GTV (916_): 2.0 JTS (916CXA00) 04.2003/10.2005 121KW 165CV 1970CC - ALFA ROMEO GTV (916_): 2.0 V6 Turbo (916.C2A) 06.1995/09.1998 1...</p> <p>60x45x14mm</p>
	<p>E1005 NO. 60609574 - 60806013 - 60806020</p> <p>ESTICADOR DE ESCAPE</p> <p>ALFA ROMEO SPIDER (916_): 1.8 16V (916S3) 05.1998/04.2005 106KW 144CV 1747CC - ALFA ROMEO SPIDER (916_): 2.0 T.SPARK 16V (916S2C00) 06.1995/04.2005 110KW 150CV 1970CC - ALFA ROMEO SPIDER (916_): 2.0 T.SPARK 16V (916S2B) 05.1998/08.2000 114KW 155CV 1970CC - ALFA ROMEO SPIDER (916_): 2.0 JTS (916SXA00) 04.2003/04.2005 121KW 165CV 1970CC - ALFA ROMEO SPIDER (916_): 2.0 V6 Turbo (916S2A) 05.1998/04.20...</p> <p>60x45x14mm</p>		<p>E1092 NO. 51717811</p> <p>ESTICADOR DE ESCAPE</p> <p>ALFA ROMEO SPIDER (939_): 2.2 JTS (939EXB1B, 939EXB11) 03.2006/03.2011 136KW 185CV 2198CC - ALFA ROMEO SPIDER (939_): 3.2 JTS Q4 (939EXG2B, 939EXG22) 03.2006/03.2011 191KW 260CV 3195CC - ALFA ROMEO SPIDER (939_): 2.4 JTDM (939EXD1B, 939EXD12) 03.2006/03.2011 147KW 200CV 2387CC</p> <p>55x40x35mm</p>
	<p>E1152-C NO. 12574521 - 60570627 - 60806408 - 60809242 - 7601642 - 7601643</p> <p>ESTICADOR DA BARRA ESTABILIZADORA DA FRENTE</p> <p>ALFA ROMEO GTV (916_): 1.8 16V (916C3) 05.1998/10.2005 106KW 144CV 1747CC - ALFA ROMEO GTV (916_): 2.0 T.SPARK 16V (916C2_ 916C2C00) 06.1995/10.2005 110KW 150CV 1970CC - ALFA ROMEO GTV (916_): 2.0 T.SPARK 16V (916C2C) 09.1997/03.2003 114KW 155CV 1970CC - ALFA ROMEO GTV (916_): 2.0 JTS (916CXA00) 04.2003/10.2005 121KW 165CV 1970CC</p> <p>120x35x32mm 1f-d12mm</p>		<p>E1152-C NO. 12574521 - 60570627 - 60806408 - 60809242 - 7601642 - 7601643</p> <p>ESTICADOR DA BARRA ESTABILIZADORA DA FRENTE</p> <p>ALFA ROMEO SPIDER (916_): 1.8 16V (916S3) 05.1998/04.2005 106KW 144CV 1747CC - ALFA ROMEO SPIDER (916_): 2.0 T.SPARK 16V (916S2C00) 06.1995/04.2005 110KW 150CV 1970CC - ALFA ROMEO SPIDER (916_): 2.0 T.SPARK 16V (916S2B) 05.1998/08.2000 114KW 155CV 1970CC - ALFA ROMEO SPIDER (916_): 2.0 JTS (916SXA00) 04.2003/04.2005 121KW 165CV 1970CC</p> <p>120x35x32mm 1f-d12mm</p>
	<p>F0469-I NO. 16110170470102 - 16410.17047.01.02 - 16410170470106 - 60507865 - 60805170 - 60811991 - 760610 - 8034...</p> <p>FOLE DA TRANSMISSÃO LADO DA CAIXA</p> <p>ALFA ROMEO GT (937_): 2.0 JTS (937CXH1A, 937CXH11) 11.2003/09.2010 121KW 165CV 1970CC</p> <p>d85x80mm 1f-d61mm 1f-d23mm</p>		<p>F0469-I NO. 16110170470102 - 16410.17047.01.02 - 16410170470106 - 60507865 - 60805170 - 60811991 - 760610 - 8034...</p> <p>FOLE DA TRANSMISSÃO LADO DA CAIXA</p> <p>ALFA ROMEO GTV (916_): 1.8 16V (916C3) 05.1998/10.2005 106KW 144CV 1747CC - ALFA ROMEO GTV (916_): 2.0 T.SPARK 16V (916.C2_ 916C2C00) 06.1995/10.2005 110KW 150CV 1970CC - ALFA ROMEO GTV (916_): 2.0 T.SPARK 16V (916C2C) 09.1997/03.2003 114KW 155CV 1970CC - ALFA ROMEO GTV (916_): 2.0 JTS (916CXA00) 04.2003/10.2005 121KW 165CV 1970CC - ALFA ROMEO GTV (916_): 2.0 V6 Turbo (916.C2A) 06.1995/09.1998 1...</p> <p>d85x80mm 1f-d61mm 1f-d23mm</p>
	<p>F0469-I NO. 16110170470102 - 16410.17047.01.02 - 16410170470106 - 60507865 - 60805170 - 60811991 - 760610 - 8034...</p> <p>FOLE DA TRANSMISSÃO LADO DA CAIXA</p> <p>ALFA ROMEO SPIDER (916_): 1.8 16V (916S3) 05.1998/04.2005 106KW 144CV 1747CC - ALFA ROMEO SPIDER (916_): 2.0 T.SPARK 16V (916S2C00) 06.1995/04.2005 110KW 150CV 1970CC - ALFA ROMEO SPIDER (916_): 2.0 T.SPARK 16V (916S2B) 05.1998/08.2000 114KW 155CV 1970CC - ALFA ROMEO SPIDER (916_): 2.0 JTS (916SXA00) 04.2003/04.2005 121KW 165CV 1970CC - ALFA ROMEO SPIDER (916_): 2.0 V6 Turbo (916S2A) 05.1998/04.20...</p> <p>d85x80mm 1f-d61mm 1f-d23mm</p>		<p>F0861-I NO. 11600230022208 - 11608230022208 - 11608230023409 - 60724111 - 60724154</p> <p>FOLE DA DIREÇÃO DIREITO E ESQUERDO</p> <p>ALFA ROMEO GT (105_): V 2000 (105) 01.1971/12.1977 96KW 131CV 1962CC</p> <p>d60x170mm 1f-d47mm 1f-d11mm</p>
	<p>F0861-I NO. 11600230022208 - 11608230022208 - 11608230023409 - 60724111 - 60724154</p> <p>FOLE DA DIREÇÃO DIREITO E ESQUERDO</p> <p>ALFA ROMEO GTV (116_): 2.0 (116.36 E) 01.1985/12.1985 94KW 128CV 1962CC - ALFA ROMEO GTV (116_): 2.0 (116.36) 07.1978/01.1986 96KW 131CV 1962CC</p> <p>d60x170mm 1f-d47mm 1f-d11mm</p>		<p>F0861-I NO. 11600230022208 - 11608230022208 - 11608230023409 - 60724111 - 60724154</p> <p>FOLE DA DIREÇÃO DIREITO E ESQUERDO</p> <p>ALFA ROMEO SPIDER (105_): 2000 (10512, 10524) 01.1971/12.1977 96KW 131CV 1962CC</p> <p>d60x170mm 1f-d47mm 1f-d11mm</p>
	<p>F1370-I NO. 9941582 - 9944453 - 9947369 - 9950650</p> <p>FOLE DA DIREÇÃO LADO DIREITO E ESQUERDO</p> <p>ALFA ROMEO GTV (916_): 1.8 16V (916C3) 05.1998/10.2005 106KW 144CV 1747CC - ALFA ROMEO GTV (916_): 2.0 T.SPARK 16V (916.C2_ 916C2C00) 06.1995/10.2005 110KW 150CV 1970CC - ALFA ROMEO GTV (916_): 2.0 T.SPARK 16V (916C2C) 09.1997/03.2003 114KW 155CV 1970CC - ALFA ROMEO GTV (916_): 2.0 JTS (916CXA00) 04.2003/10.2005 121KW 165CV 1970CC - ALFA ROMEO GTV (916_): 2.0 V6 Turbo (916.C2A) 06.1995/09.1998 1...</p> <p>d65x21mm d58mm 1f-d57mm 1f-d10mm</p>		<p>F1370-I NO. 9941582 - 9944453 - 9947369 - 9950650</p> <p>FOLE DA DIREÇÃO LADO DIREITO E ESQUERDO</p> <p>ALFA ROMEO SPIDER (916_): 1.8 16V (916S3) 05.1998/04.2005 106KW 144CV 1747CC - ALFA ROMEO SPIDER (916_): 2.0 T.SPARK 16V (916S2C00) 06.1995/04.2005 110KW 150CV 1970CC - ALFA ROMEO SPIDER (916_): 2.0 T.SPARK 16V (916S2B) 05.1998/08.2000 114KW 155CV 1970CC - ALFA ROMEO SPIDER (916_): 2.0 JTS (916SXA00) 04.2003/04.2005 121KW 165CV 1970CC - ALFA ROMEO SPIDER (916_): 2.0 V6 Turbo (916S2A) 05.1998/04.20...</p> <p>d65x21mm d58mm 1f-d57mm 1f-d10mm</p>
	<p>F1637-I NO. 36020094 - 9947921</p> <p>FOLE DA DIREÇÃO LADO DIREITO E ESQUERDO</p> <p>ALFA ROMEO GT 1.8 TS (937CX1A) 11.2003/09.2010 103KW 140CV 1747CC AR 32205 4136597 4136AGT - ALFA ROMEO GT 1.9 JTD (937CXN1B) 11.2003/09.2010 110KW 150CV 1910CC 937 A5.000 4136598 4136ADJ - ALFA ROMEO GT 1.9 JTD (937CXN1B, 937CXZ1B) 05.2008/09.2010 125KW 170CV 1910CC 937 A6.000 4136ALD - ALFA ROMEO GT 2.0 JTS (937CXH1A, 937CXH11) 11.2003/09.2010 121KW 165CV 1970CC 937 A1.000 932 A2.000 4136599 41...</p> <p>d64x200mm 1f-d60mm 1f-d34mm</p>		<p>F1822-I NO. 60811991 - 9945301</p> <p>FOLE DA TRANSMISSÃO JUNTO À CAIXA</p> <p>ALFA ROMEO GTV (916_): 1.8 16V (916C3) 05.1998/10.2005 106KW 144CV 1747CC - ALFA ROMEO GTV (916_): 2.0 T.SPARK 16V (916.C2_ 916C2C00) 06.1995/10.2005 110KW 150CV 1970CC - ALFA ROMEO GTV (916_): 2.0 T.SPARK 16V (916C2C) 09.1997/03.2003 114KW 155CV 1970CC - ALFA ROMEO GTV (916_): 2.0 JTS (916CXA00) 04.2003/10.2005 121KW 165CV 1970CC - ALFA ROMEO GTV (916_): 2.0 V6 Turbo (916.C2A) 06.1995/09.1998 1...</p> <p>d102x94mm 1f-d99mm 1f-d25mm</p>

	<p>F1822-I NO. 60811991 - 9945301</p> <p>FOLE DA TRANSMISSÃO JUNTO À CAIXA</p> <p>ALFA ROMEO GT (937_) : 2.0 JTS (937CXH11, 937CXH1A, 937CXT1A) 12.2006/09.2010 119KW 162CV 1970CC - ALFA ROMEO GT (937_) : 2.0 JTS (937CXH1A, 937CXH11) 11.2003/09.2010 121KW 165CV 1970CC</p> <p>d102x94mm 1f-d99mm 1f-d25mm</p>		<p>F1822-I NO. 60811991 - 9945301</p> <p>FOLE DA TRANSMISSÃO JUNTO À CAIXA</p> <p>ALFA ROMEO SPIDER (916_) : 2.0 T.SPARK 16V (916S2C00) 06.1995/04.2005 110KW 150CV 1970CC - ALFA ROMEO SPIDER (916_) : 2.0 T.SPARK 16V (916S2B) 05.1998/08.2000 114KW 155CV 1970CC - ALFA ROMEO SPIDER (916_) : 2.0 JTS (916SXA00) 04.2003/04.2005 121KW 165CV 1970CC - ALFA ROMEO SPIDER (916_) : 2.0 V6 Turbo (916S2A) 05.1998/04.2005 148KW 202CV 1996CC</p> <p>d102x94mm 1f-d99mm 1f-d25mm</p>
	<p>F1825-I NO. 30711931</p> <p>FOLE DA TRANSMISSÃO JUNTO À CAIXA</p> <p>ALFA ROMEO GT (937_) 1.9 JTD (937CXN1B) 11.2003/09.2010 110KW 150CV 1910CC 937 A5.000 4136598, 4136ADJ - ALFA ROMEO GT (937_) 1.9 JTD (937CXN1B, 937CXZ1B) 05.2008/09.2010 125KW 170CV 1910CC 937 A6.000 4136ALD</p> <p>d95x120mm 1f-d84mm 1f-d25mm</p>		<p>F1910-T NO. 46308238 - 46308383 - 46308480</p> <p>FOLE DO EIXO DE TRANSMISSÃO LADO DA RODA</p> <p>ALFA ROMEO SPIDER (939_) : 1.8 TBI (939DXN1B) 05.2009/03.2011 147KW 200CV 1742CC - ALFA ROMEO SPIDER (939_) : 2.0 JTD (939DXP1B, 939EXP1B) 05.2009/06.2010 125KW 170CV 1956CC - ALFA ROMEO SPIDER (939_) : 2.4 JTD (939EXD1B, 939EXD12) 03.2006/03.2011 147KW 200CV 2387CC - ALFA ROMEO SPIDER (939_) : 2.4 JTD (939DXM1B, 939EXM1B) 03.2008/03.2011 154KW 210CV 2387CC</p> <p>d120x150mm 1f-d28mm 1f-d100mm</p>
	<p>F9052H-I NO. 46308465 - 46308675 - 71771157 - 71771163 - 71771171</p> <p>FOLE DO CARDAN LADO DA RODA</p> <p>ALFA ROMEO 4C (960_) : 1.8 (960.CXB1A) 03.2013/>>> 177KW 241CV 1742CC - ALFA ROMEO 4C SPIDER (960_) : 1.8 (960.DXB1A, 960CXB1A) 10.2014/>>> 177KW 241CV 1742CC</p> <p>d105x125mm 1f-d28mm 1f-d88mm</p>		<p>KF1040 NO. 164101793201 - 60556609 - 60805116</p> <p>KIT DE FOLE DO CARDAN JUNTO À RODA</p> <p>ALFA ROMEO GTV (916_) 2.0 V6 Turbo (916.C2A) 06.1995/09.1998 148KW 202CV 1996CC AR 16202 4001147 4001079 - ALFA ROMEO GTV (916_) 3.0 V6 24V (916.C1) 10.1996/10.2000 162KW 220CV 2959CC AR 16102 4001148 - ALFA ROMEO GTV (916_) 3.0 V6 24V (916.C1B_) 10.2000/10.2005 160KW 218CV 2959 AR 16105 4136436</p> <p>d110x90mm 1f-d92mm 1f-d24mm</p>
	<p>KF1040 NO. 164101793201 - 60556609 - 60805116</p> <p>KIT DE FOLE DO CARDAN JUNTO À RODA</p> <p>ALFA ROMEO SPIDER (916_) 2.0 V6 Turbo (916S2A) 05.1998/04.2005 148KW 202CV 1996CC AR 16202 4001037 - ALFA ROMEO SPIDER (916_) 3.0 V6 (916S1) 06.1995/04.2005 141KW 192CV 2959CC AR 16101 4001144 4001076 - ALFA ROMEO SPIDER (916_) 3.0 V6 (916S1B00) 09.1994/04.2005 160KW 218CV 2959CC AR 16105 4136437 - ALFA ROMEO SPIDER (916_) 3.0 V6 24V (916S1) 01.1999/10.2003 162KW 220CV 2959CC AR 16102</p> <p>d110x90mm 1f-d92mm 1f-d24mm</p>		<p>KF1060 NO. 60808619</p> <p>KIT DE FOLE DO CARDAN JUNTO À RODA</p> <p>ALFA ROMEO GTV (916_) 2.0 T.SPARK 16V (916.C2_, 916C2C00) 06.1995/10.2005 110KW 150CV 1970CC AR 16201 AR 32310 4001146 4001078</p> <p>d100x100mm 1f-d78mm 1f-d24mm</p>
	<p>KF1060 NO. 60808619</p> <p>KIT DE FOLE DO CARDAN JUNTO À RODA</p> <p>ALFA ROMEO SPIDER (916_) 2.0 T.SPARK 16V (916S2C00) 06.1995/04.2005 110KW 150CV 1970CC AR 32310 AR 16201 4001145 4001077</p> <p>d100x100mm 1f-d78mm 1f-d24mm</p>		<p>KF1752-T NO. 46307733 - 60816984</p> <p>KIT DE FOLE DO CARDAN JUNTO À CAIXA</p> <p>ALFA ROMEO GT (937_) 1.9 JTD (937CXN1B) 11.2003/09.2010 110KW 150CV 1910CC 937 A5.000 4136598 4136ADJ - ALFA ROMEO GT (937_) 1.9 JTD (937CXN1B, 937CXZ1B) 05.2008/09.2010 125KW 170CV 1910CC 937 A6.000 4136ALD - ALFA ROMEO GT (937_) 3.2 GTA (937CXP1B) 11.2003/09.2010 176KW 240CV 3179CC 936 A.000 4136600 4136AGS</p> <p>d113x102mm 1f-d87mm 1f-d27mm</p>
	<p>KF1752-T NO. 46307733 - 60816984</p> <p>KIT DE FOLE DO CARDAN JUNTO À CAIXA</p> <p>ALFA ROMEO SPIDER (916_) 3.2 V6 24V (916SXB00) 04.2003/04.2005 176KW 240CV 3179CC 936 A6.000 4136575</p> <p>d113x102mm 1f-d87mm 1f-d27mm</p>		<p>KF1752-T NO. 46307733 - 60816984</p> <p>KIT DE FOLE DO CARDAN JUNTO À CAIXA</p> <p>ALFA ROMEO GTV (916_) 3.2 V6 24V (916CXB00) 04.2003/10.2005 176KW 240CV 3179CC 936 A6.000 4136574</p> <p>d113x102mm 1f-d87mm 1f-d27mm</p>
	<p>KF1797-T NO. 46429633 - 60812755</p> <p>KIT DO FOLE DO CARDAN JUNTO À RODA</p> <p>ALFA ROMEO GT (937_) 1.8 TS (937CXR1A) 11.2003/09.2010 103KW 140CV 1747CC AR 32205 4136597 4136AGT - ALFA ROMEO GT (937_) 2.0 JTS (937CXH11, 937CXH1A, 937CXT1A) 12.2006/09.2010 119KW 162CV 1970CC 932 A2.000 4136613 4136AGU - ALFA ROMEO GT (937_) 2.0 JTS (937CXH1A, 937CXH11) 11.2003/09.2010 121KW 165CV 1970CC 937 A1.000 932 A2.000 4136599 4136AGR</p> <p>d110x102mm 1f-d87mm 1f-d27mm</p>		<p>KF1797-T NO. 46429633 - 60812755</p> <p>KIT DO FOLE DO CARDAN JUNTO À RODA</p> <p>ALFA ROMEO GTV (916_) 1.8 16V (916C3) 05.1998/10.2005 106KW 144CV 1747CC AR 32201 4001040 - ALFA ROMEO GTV (916_) 2.0 JTS (916CXA00) 04.2003/10.2005 121KW 165CV 1970CC 937 A1.000 4136572 - ALFA ROMEO GTV (916_) 2.0 T.SPARK 16V (916.C2_, 916C2C00) 06.1995/10.2005 110KW 150CV 1970CC AR 16201 AR 32310 4001146 4001078 - ALFA ROMEO GTV (916_) 2.0 T.SPARK 16V (916C2C) 09.1997/03.2003 114KW 155CV 1970CC...</p> <p>d110x102mm 1f-d87mm 1f-d27mm</p>
	<p>KF1797-T NO. 46429633 - 60812755</p> <p>KIT DO FOLE DO CARDAN JUNTO À RODA</p> <p>ALFA ROMEO SPIDER (916_) 1.8 16V (916S3) 05.1998/04.2005 106KW 144CV 1747CC AR 32201 4001041 - ALFA ROMEO SPIDER (916_) 2.0 JTS (916SXA00) 04.2003/04.2005 121KW 165CV 1970CC 937 A1.000 4136573 - ALFA ROMEO SPIDER (916_) 2.0 T.SPARK 16V (916S2B) 05.1998/08.2000 114KW 155CV 1970CC AR 32301 4001039 - ALFA ROMEO SPIDER (916_) 2.0 T.SPARK 16V (916S2C00) 06.1995/04.2005 110KW 150CV 1970CC AR 32310 AR 16...</p> <p>d110x102mm 1f-d87mm 1f-d27mm</p>		<p>KF1910-T NO. 46308238 - 46308383 - 46308480</p> <p>KIT DE FOLE TRANSMISSÃO JUNTO À RODA</p> <p>ALFA ROMEO SPIDER (939_) 1.8 TBI (939DXN1B) 05.2009/03.2011 147KW 200CV 1742CC 939 B1.000 4136ANB - ALFA ROMEO SPIDER (939_) 2.0 JTD (939DXP1B, 939EXP1B) 05.2009/06.2010 125KW 170CV 1956CC 939 B3.000 4136ANE - ALFA ROMEO SPIDER (939_) 2.0 JTD (939DXQ1B) 04.2009/03.2011 120KW 163CV 1956CC 844 A2.000 4136ANF - ALFA ROMEO SPIDER (939_) 2.4 JTD (939DXM1B, 939EXM1B) 03.2008/03.2011 154KW 210CV 2387CC...</p> <p>d111x143mm 1f-d98mm 1f-d27mm</p>










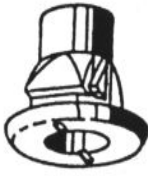
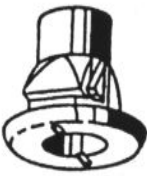


	<p>KUBT3015 NO. 717229000 - 717230000</p> <p>KIT BORRACHAS TRAVAO PINÇA DE TRAS C/EMBOLO LUCAS/TRW 34MM</p> <p>ALFA ROMEO GTV (916_): 1.8 16V (916C3) 05.1998/10.2005 106KW 144CV 1747CC - ALFA ROMEO GTV (916_): 2.0 T.SPARK 16V (916.C2_ , 916C2C00) 06.1995/10.2005 110KW 150CV 1970CC - ALFA ROMEO GTV (916_): 2.0 T.SPARK 16V (916C2C) 09.1997/03.2003 114KW 155CV 1970CC - ALFA ROMEO GTV (916_): 2.0 JTS (916CXA00) 04.2003/10.2005 121KW 165CV 1970CC - ALFA ROMEO GTV (916_): 2.0 V6 Turbo (916.C2A) 06.1995/09.1998 1...</p> <p>d34x48mm d45x11mm d41x42mm/1r-d8mm 1f-d25mm 1f-d36mm</p>		<p>KUBT3015 NO. 717229000 - 717230000</p> <p>KIT BORRACHAS TRAVAO PINÇA DE TRAS C/EMBOLO LUCAS/TRW 34MM</p> <p>ALFA ROMEO SPIDER (916_): 1.8 16V (916S3) 05.1998/04.2005 106KW 144CV 1747CC - ALFA SPIDER (916_): 2.0 T.SPARK 16V (916S2C00) 06.1995/04.2005 110KW 150CV 1970CC - ALFA SPIDER (916_): 2.0 T.SPARK 16V (916S2B) 05.1998/08.2000 114KW 155CV 1970CC - ALFA SPIDER (916_): 2.0 JTS (916SXA00) 04.2003/04.2005 121KW 165CV 1970CC - ALFA SPIDER (916_): 2.0 V6 Turbo (916S2A) 05.1998/04.2005 148KW 202CV 1996C...</p> <p>d34x48mm d45x11mm d41x42mm/1r-d8mm 1f-d25mm 1f-d36mm</p>
	<p>KUBT3021 NO. 77365530</p> <p>KIT BORRACHAS PINÇA TRAVÃO TRÁS LUCAS (PERNOS DE GUIA)</p> <p>ALFA ROMEO SPIDER (939_) 2.0 JTDM (939DXP1B, 939EXP1B) 05.2009/06.2010 125KW 170CV 1956CC 939 B3.000 4136ANE - ALFA ROMEO SPIDER (939_) 2.0 JTDM (939DXQ1B) 04.2009/03.2011 120KW 163CV 1956CC 844 A2.000 4136ANF - ALFA ROMEO SPIDER (939_) 2.2 JTS (939EXB1B, 939EXB11) 03.2006/03.2011 136KW 185CV 2198CC 939 A5.000 4136ACH</p> <p>d20x31mm(x2) 2p-d8x57mm(d22p-d8) 2r-d8(x2)</p>		<p>KUBT3043 NO. 1f-d31mm 1f-d42mm 1f-d12mm 1f-d10mm</p> <p>KIT BORRACHAS TRAVÃO TRÁS</p> <p>ALFA ROMEO 4C (960_) 1.8 (960.CXB1A) 03.2013/12.2020 177KW 241CV 1742CC 960 A1.000 EBC 1742AAS 4136BAF - ALFA ROMEO 4C SPIDER (960_) 1.8 (960.DXB1A, 960CXB1A) 10.2014/12.2020 177KW 241CV 1742CC 960 A1.000 EBC 4136BCJ 1742AAT</p> <p>d53x10mm d47x3mm d18x30mm d16x30mm d15x30mm d14x30mm d13x30mm d12x30mm d11x30mm d10x30mm</p>
	<p>KUBT3043 NO. 1f-d31mm 1f-d42mm 1f-d12mm 1f-d10mm</p> <p>KIT BORRACHAS TRAVÃO TRÁS</p> <p>ALFA ROMEO SPIDER (939_) 1.8 TBI (939DXN1B) (05.2009 - 03.2011) 147kw 200cv 1742cm3 Cabriolet ALFA ROMEO SPIDER (939_) 2.4 JTDM (939DXM1B, 939EXM1B) (03.2008 - 03.2011) 154kw 210cv 2387cm3 Cabriolet ALFA ROMEO SPIDER (939_) 2.4 JTDM (939EXD1B, 939EXD12) (03.2006 - 03.2011) 147kw 200cv 2387cm3 Cabriolet ALFA ROMEO SPIDER (939_) 3.2 JTS (939EXG2B) (03.2008 - 03.2011) 191kw 260cv 3195cm3 Cabriolet AL...</p> <p>d53x10mm d47x3mm d18x30mm d16x30mm d15x30mm d14x30mm d13x30mm d12x30mm d11x30mm d10x30mm</p>		<p>M6031 NO. 6157398 - 6159188</p> <p>JUNTA DE ESCAPE</p> <p>ALFA ROMEO GTV (916_) 1.8 16V (916C3) 05.1998/10.2005 106KW 144CV 1747CC AR 32201 4001040 - ALFA ROMEO GTV (916_) 2.0 T.SPARK 16V (916.C2_ , 916C2C00) 06.1995/10.2005 110KW 150CV 1970CC AR 16201 AR 32310 4001146 4001078 - ALFA ROMEO GTV (916_) 2.0 T.SPARK 16V (916C2C) 09.1997/03.2003 114KW 155CV 1970CC AR 32301 4001038</p> <p>d47x30mm 1f-d51mm</p>
	<p>M6031 NO. 6157398 - 6159188</p> <p>JUNTA DE ESCAPE</p> <p>ALFA ROMEO SPIDER (916_) 1.8 16V (916S3) 05.1998/04.2005 106KW 144CV 1747CC AR 32201 4001041 - ALFA ROMEO SPIDER (916_) 2.0 T.SPARK 16V (916S2B) 05.1998/08.2000 114KW 155CV 1970CC AR 32301 4001039 - ALFA ROMEO SPIDER (916_) 2.0 T.SPARK 16V (916S2C00) 06.1995/04.2005 110KW 150CV 1970CC AR 32310 AR 16201 4001145 4001077</p> <p>106x68mm 1f-d51mm</p>		<p>N2331 NO. 1160030083 - 116003008300 - 60521386 - 60521387</p> <p>ANEL ESCAPE</p> <p>ALFA ROMEO GTV</p> <p>d58x14mm 1f-d31mm</p>
	<p>N2331 NO. 1160030083 - 116003008300 - 60521386 - 60521387</p> <p>ANEL ESCAPE</p> <p>ALFA ROMEO GT</p> <p>d58x14mm 1f-d31mm</p>		<p>N2331 NO. 1160030083 - 116003008300 - 60521386 - 60521387</p> <p>ANEL ESCAPE</p> <p>ALFA ROMEO SPIDER</p> <p>d58x14mm 1f-d31mm</p>
	<p>P1084 NO. 105004410701 - 116004410700 - 60515942 - 60521429 - 60724299</p> <p>CAPA DE PEDAL TRAVAO/EMBRAIAGEM (GASTA 2 UNIDADES)</p> <p>ALFA ROMEO GT (105_): 1300 Junior (105) 01.1966/12.1977 64KW 87CV 1290CC - ALFA ROMEO GT (105_): 1600 (115) 09.1972/12.1977 76KW 103CV 1570CC - ALFA ROMEO GT (105_): V 1750 (105) 01.1967/12.1972 83KW 113CV 1779CC - ALFA ROMEO GT (105_): V 2000 (105) 01.1971/12.1977 96KW 131CV 1962CC</p> <p>74x56x15mm</p>		<p>P1084 NO. 105004410701 - 116004410700 - 60515942 - 60521429 - 60724299</p> <p>CAPA DE PEDAL TRAVAO/EMBRAIAGEM (GASTA 2 UNIDADES)</p> <p>ALFA ROMEO GTV (116_): 2.0 (116.36 E) 01.1985/12.1985 94KW 128CV 1962CC - ALFA ROMEO GTV (116_): 2.0 (11636) 07.1978/01.1986 96KW 131CV 1962CC</p> <p>74x56x15mm</p>
	<p>P1084 NO. 105004410701 - 116004410700 - 60515942 - 60521429 - 60724299</p> <p>CAPA DE PEDAL TRAVAO/EMBRAIAGEM (GASTA 2 UNIDADES)</p> <p>ALFA ROMEO SPIDER (105_): 1300 (10591) 01.1968/12.1977 64KW 87CV 1290CC - ALFA ROMEO SPIDER (105_): 1750 (10557) 01.1967/12.1971 83KW 113CV 1779CC - ALFA ROMEO SPIDER (105_): 2000 (10512, 10524) 01.1971/12.1977 96KW 131CV 1962CC - ALFA ROMEO SPIDER (115_): 1600 (11535) 03.1976/12.1990 76KW 103CV 1570CC</p> <p>74x56x15mm</p>		<p>P1091 NO. 71740399</p> <p>CAPA PEDAL DA EMBRAIAGEM</p> <p>ALFA ROMEO SPIDER (939_): 2.2 JTS (939EXB1B, 939EXB11) 03.2006/03.2011 136KW 185CV 2198CC - ALFA ROMEO SPIDER (939_): 3.2 JTS Q4 (939EXG2B, 939EXG22) 03.2006/03.2011 191KW 260CV 3195CC - ALFA ROMEO SPIDER (939_): 2.4 JTDM (939EXD1B, 939EXD12) 03.2006/03.2011 147KW 200CV 2387CC</p> <p>89x56x10mm</p>
	<p>P1092 NO. 71740405</p> <p>CAPA PEDAL DO TRAVAO</p> <p>ALFA ROMEO SPIDER (939_): 2.2 JTS (939EXB1B, 939EXB11) 03.2006/03.2011 136KW 185CV 2198CC - ALFA ROMEO SPIDER (939_): 3.2 JTS Q4 (939EXG2B, 939EXG22) 03.2006/03.2011 191KW 260CV 3195CC - ALFA ROMEO SPIDER (939_): 2.4 JTDM (939EXD1B, 939EXD12) 03.2006/03.2011 147KW 200CV 2387CC</p> <p>85x56x40mm 1-Pino 8x12mm</p>		<p>P1105 NO. 60627196</p> <p>CAPA PEDAL DO TRAVAO</p> <p>ALFA ROMEO GT (937_): 1.8 TS (937CXR1A) 11.2003/09.2010 103KW 140CV 1747CC</p> <p>80x60x50mm</p>

	<p>P1105 NO. 60627196</p> <p>CAPA PEDAL DO TRAVAO</p> <p>ALFA ROMEO GTV (916_) : 1.8 16V (916C3) 05.1998/10.2005 106KW 144CV 1747CC</p>		<p>P1105 NO. 60627196</p> <p>CAPA PEDAL DO TRAVAO</p> <p>ALFA ROMEO SPIDER (916_) : 1.8 16V (916S3) 05.1998/04.2005 106KW 144CV 1747CC</p>
	<p>P1106 NO. 60627197</p> <p>CAPA PEDAL DA EMBRAIAGEM</p> <p>ALFA ROMEO GT (937_) : 1.8 TS (937CX1A) 11.2003/09.2010 103KW 140CV 1747CC</p>		<p>P1106 NO. 60627197</p> <p>CAPA PEDAL DA EMBRAIAGEM</p> <p>ALFA ROMEO GTV (916_) : 1.8 16V (916C3) 05.1998/10.2005 106KW 144CV 1747CC</p>
	<p>P1106 NO. 60627197</p> <p>CAPA PEDAL DA EMBRAIAGEM</p> <p>ALFA ROMEO SPIDER (916_) : 1.8 16V (916S3) 05.1998/04.2005 106KW 144CV 1747CC</p>		<p>R017565 NO. 51718143 - 51735329</p> <p>TUBO DO AR SOBREALIMENTAÇÃO</p> <p>ALFA ROMEO GT (937_) : 1.9 JTD (937CXN1B) 11.2003/09.2010 110KW 150CV 1910CC - ALFA ROMEO GT (937_) : 1.9 JTD (937CXN1B, 937CXZ1B) 05.2008/09.2010 125KW 170CV 1910CC</p>
	<p>R018591 NO. 46814859 - 50508080 - 60689788</p> <p>TUBO DO AR SOBREALIMENTAÇÃO</p> <p>ALFA ROMEO GT (937_) : 1.9 JTD (937CXN1B) 11.2003/09.2010 110KW 150CV 1910CC - ALFA ROMEO GT (937_) : 1.9 JTD (937CXN1B, 937CXZ1B) 05.2008/09.2010 125KW 170CV 1910CC</p>		<p>R018593 NO. 46818750 - 50516355 - 51709470 - 60671698 - 60680251</p> <p>TUBO DO AR SOBREALIMENTAÇÃO</p> <p>ALFA ROMEO GT (937_) : 1.9 JTD (937CXN1B) 11.2003/09.2010 110KW 150CV 1910CC - ALFA ROMEO GT (937_) : 1.9 JTD (937CXN1B, 937CXZ1B) 05.2008/09.2010 125KW 170CV 1910CC</p>
	<p>R018632 NO. 60671698 - 60676953 - 60680251 - 60688575</p> <p>TUBO DO AR SOBREALIMENTAÇÃO</p> <p>ALFA ROMEO GT (937_) : 1.9 JTD (937CXN1B) 11.2003/09.2010 110KW 150CV 1910CC - ALFA ROMEO GT (937_) : 1.9 JTD (937CXN1B, 937CXZ1B) 05.2008/09.2010 125KW 170CV 1910CC</p>		<p>R019309 NO. 55241968 - 71749244</p> <p>TUBO DA VALVULA DO REGULADOR VELOCIDADE</p> <p>ALFA ROMEO SPIDER (939_) 2.0 JTDM (939DXP1B, 939EXP1B) 05.2009/06.2010 125KW 170CV 1956CC 939 B3.000 4136ANE - ALFA ROMEO SPIDER (939_) 2.0 JTDM (939DXQ1B) 04.2009/03.2011 120KW 163CV 1956CC 844 A2.000 4136ANF</p>
	<p>RT08417 NO. 7667806</p> <p>TUBO DE TRAVÃO TRÁS LH-RH</p> <p>ALFA ROMEO GTV (916_) 2.0 T.SPARK 16V (916.C2_, 916C2C00) 06.1995/10.2005 110KW 150CV 1970CC AR 16201AR 32310 4001146 4001078 - ALFA ROMEO GTV (916_) 2.0 V6 Turbo (916.C2A) 06.1995/09.1998 148KW 202CV 1996CC AR 16202 4001147 4001079 - ALFA ROMEO GTV (916_) 3.0 V6 24V (916.C1) 10.1996/10.2000 162KW 220CV 2959CC AR 16102 4001148</p>		<p>RT08417 NO. 7667806</p> <p>TUBO DE TRAVÃO TRÁS LH-RH</p> <p>ALFA ROMEO SPIDER (916_) 2.0 T.SPARK 16V (916S2C00) 06.1995/04.2005 110KW 150CV 1970CC AR 32310AR 16201 4001145 4001077 - ALFA ROMEO SPIDER (916_) 3.0 V6 (916S1) 06.1995/04.2005 141KW 192CV 2959CC AR 16101 4001144 4001076</p>
	<p>RT08459 NO. 60800372 - 71736960</p> <p>TUBO DE TRAVÃO TRÁS LH-RH</p> <p>ALFA ROMEO GTV (916_) 1.8 16V (916C3) 05.1998/10.2005 106KW 144CV 1747CC AR 32201 4001040 - ALFA ROMEO GTV (916_) 2.0 T.SPARK 16V (916.C2_, 916C2C00) 06.1995/10.2005 110KW 150CV 1970CC AR 16201 AR 32310 4001146 4001078 - ALFA ROMEO GTV (916_) 2.0 T.SPARK 16V (916C2C) 09.1997/03.2003 114KW 155CV 1970CC AR 32301 4001038 - ALFA ROMEO GTV (916_) 2.0 V6 Turbo (916.C2A) 06.1995/09.1998 148KW 204CV 1996...</p>		<p>RT08459 NO. 60800372 - 71736960</p> <p>TUBO DE TRAVÃO TRÁS LH-RH</p> <p>ALFA ROMEO SPIDER (916_) 1.8 16V (916S3) 05.1998/04.2005 106KW 144CV 1747CC AR 32201 4001041 - ALFA ROMEO SPIDER (916_) 2.0 T.SPARK 16V (916S2B) 05.1998/08.2000 114KW 155CV 1970CC AR 32301 4001039 - ALFA ROMEO SPIDER (916_) 2.0 T.SPARK 16V (916S2C00) 06.1995/04.2005 110KW 150CV 1970CC AR 32310 AR 16201 4001145 4001077 - ALFA ROMEO SPIDER (916_) 3.0 V6 (916S1) 06.1995/04.2005 141KW 192CV 2959CC AR ...</p>
	<p>S1161D21 NO. 60603027</p> <p>SILENT- BLOC CENTRAL DO BRAÇO DA SUSPENSÃO DIANTEIRO(DIREITO)</p> <p>ALFA ROMEO GTV (916_) 1.8 16V (916C3) 05.1998/10.2005 106KW 144CV 1747CC AR 32201 4001040 - ALFA ROMEO GTV (916_) 2.0 JTS (916CXA00) 04.2003/10.2005 121KW 165CV 1970CC 937 A1.000 4136572 - ALFA ROMEO GTV (916_) 2.0 T.SPARK 16V (916.C2_, 916C2C00) 06.1995/10.2005 110KW 150CV 1970CC AR 16201 AR 32310 4001146 4001078 - ALFA ROMEO GTV (916_) 2.0 T.SPARK 16V (916C2C) 09.1997/03.2003 114KW 155CV 1970CC...</p>		<p>S1161D21 NO. 60603027</p> <p>SILENT- BLOC CENTRAL DO BRAÇO DA SUSPENSÃO DIANTEIRO(DIREITO)</p> <p>ALFA ROMEO SPIDER (916_) 1.8 16V (916S3) 05.1998/04.2005 106KW 144CV 1747CC AR 32201 4001041 - ALFA ROMEO SPIDER (916_) 2.0 JTS (916SXA00) 04.2003/04.2005 121KW 165CV 1970CC 937 A1.000 4136573 - ALFA ROMEO SPIDER (916_) 2.0 T.SPARK 16V (916S2B) 05.1998/08.2000 114KW 155CV 1970CC AR 32301 4001039 - ALFA ROMEO SPIDER (916_) 2.0 T.SPARK 16V (916S2C00) 06.1995/04.2005 110KW 150CV 1970CC AR 32310 AR 16...</p>

	S1162E21 NO. 60603028 SILENT- BLOC CENTRAL DO BRAÇO DA SUSPENSÃO DIANTEIRO(ESQUERDO) ALFA ROMEO GTV (916_) 1.8 16V (916C3) 05.1998/10.2005 106KW 144CV 1747CC AR 32201 4001040 - ALFA ROMEO GTV (916_) 2.0 JTS (916CXA00) 04.2003/10.2005 121KW 165CV 1970CC 937 A1.000 4136572 - ALFA ROMEO GTV (916_) 2.0 T.SPARK 16V (916.C2_) 916C2C00) 06.1995/10.2005 110KW 150CV 1970CC AR 16201 AR 32310 4001146 4001078 - ALFA ROMEO GTV (916_) 2.0 T.SPARK 16V (916C2C) 09.1997/03.2003 114KW 155CV 1970CC...		S1162E21 NO. 60603028 SILENT- BLOC CENTRAL DO BRAÇO DA SUSPENSÃO DIANTEIRO(ESQUERDO) ALFA ROMEO SPIDER (916_) 1.8 16V (916S3) 05.1998/04.2005 106KW 144CV 1747CC AR 32201 4001041 - ALFA ROMEO SPIDER (916_) 2.0 JTS (916SXA00) 04.2003/04.2005 121KW 165CV 1970CC 937 A1.000 4136573 - ALFA ROMEO SPIDER (916_) 2.0 T.SPARK 16V (916S2B) 05.1998/08.2000 114KW 155CV 1970CC AR 32301 4001039 - ALFA ROMEO SPIDER (916_) 2.0 T.SPARK 16V (916S2C00) 06.1995/04.2005 110KW 150CV 1970CC AR 32310 AR 16...
120x60x50mm	1f-d21mm 2r-d10mm	120x60x50mm	1f-d21mm 2r-d10mm
	S1189F20 NO. 7601064 SILENT- BLOC CENTRAL DO BRAÇO DA SUSPENSÃO DIANTEIRO ALFA ROMEO GTV (916_) 2.0 T.SPARK 16V (916.C2_) 916C2C00) 06.1995/10.2005 110KW 150CV 1970CC AR 16201 AR 32310 4001146 4001078 - ALFA ROMEO GTV (916_) 2.0 T.SPARK 16V (916C2C) 09.1997/03.2003 114KW 155CV 1970CC AR 32301 4001038 - ALFA ROMEO GTV (916_) 2.0 V6 Turbo (916.C2A) 06.1995/09.1998 148KW 202CV 1996CC AR 16202 4001147 4001079 - ALFA ROMEO GTV (916_) 3.0 V6 24V (916.C1) 10.1996/10.2000 162K...		S1189F20 NO. 7601064 SILENT- BLOC CENTRAL DO BRAÇO DA SUSPENSÃO DIANTEIRO ALFA ROMEO SPIDER (916_) 2.0 V6 Turbo (916S2A) 05.1998/04.2005 148KW 202CV 1996CC AR 16202 4001037 - ALFA ROMEO SPIDER (916_) 3.0 V6 24V (916S1) 01.1999/10.2003 162KW 220CV 2959CC AR 16102
100x51x46mm	1f-d20mm 2r-d10mm	100x51x46mm	1f-d20mm 2r-d10mm
	S1578 NO. 60652168 - 60652712 SILENTBLOC TIRANTE BARRA ESTABILIZADORA TRÁS ALFA ROMEO GT (937_) 1.8 TS (937CXR1A) 11.2003/09.2010 103KW 140CV 1747CC AR 32205 4136597 4136AGT		S1578 NO. 60652168 - 60652712 SILENTBLOC TIRANTE BARRA ESTABILIZADORA TRÁS ALFA ROMEO GTV (916_) 1.8 16V (916C3) 05.1998/10.2005 106KW 144CV 1747CC AR 32201 4001040
d39x30mm	c24mm 1f-d12mm	d39x30mm	c24mm 1f-d12mm
	S1578 NO. 60652168 - 60652712 SILENTBLOC TIRANTE BARRA ESTABILIZADORA TRÁS ALFA ROMEO SPIDER (916_) 1.8 16V (916S3) 05.1998/04.2005 106KW 144CV 1747CC AR 32201 4001041		S1585 NO. 50704947 - 50704948 SILENT BLOC DO BRAÇO DA SUSPENSÃO DA FRENTE ALFA ROMEO SPIDER (939_) 1.8 Tbi (939DXN1B) 05.2009/03.2011 147KW 200CV 1742CC 939 B1.000 4136ANB - ALFA ROMEO SPIDER (939_) 2.0 JTDM (939DXP1B, 939EXP1B) 05.2009/06.2010 125KW 170CV 1956CC 939 B3.000 4136ANE - ALFA ROMEO SPIDER (939_) 2.0 JTDM (939DXQ1B) 04.2009/03.2011 120KW 163CV 1956CC 844 A2.000 4136ANF - ALFA ROMEO SPIDER (939_) 2.2 JTS (939EXB1B, 939EXB11) 03.2006/03.2011 136KW 185CV 2198CC...
d39x30mm	c24mm 1f-d12mm	d43x40mm	c25mm 1f-d13mm
	S1586 NO. 50704947 - 50704948 SILENT BLOC DO BRAÇO DA SUSPENSÃO DA FRENTE ALFA ROMEO SPIDER (939_) 1.8 Tbi (939DXN1B) 05.2009/03.2011 147KW 200CV 1742CC 939 B1.000 4136ANB - ALFA ROMEO SPIDER (939_) 2.0 JTDM (939DXP1B, 939EXP1B) 05.2009/06.2010 125KW 170CV 1956CC 939 B3.000 4136ANE - ALFA ROMEO SPIDER (939_) 2.0 JTDM (939DXQ1B) 04.2009/03.2011 120KW 163CV 1956CC 844 A2.000 4136ANF - ALFA ROMEO SPIDER (939_) 2.2 JTS (939EXB1B, 939EXB11) 03.2006/03.2011 136KW 185CV 2198CC...		S1754 NO. 116001308006 - 116081308000 - 116101308000 - 116441308000 - 60521958 - 60723912 - 60725999 - 6072831... SILENT-BLOCO REPARAÇÃO CAIXA VELOCIDADES ALFA ROMEO GT (105_) V 2000 (105) 01.1971/12.1977 96KW 131CV 1962CC
d41x39mm	c26mm 1f-d13mm	d53x58mm	c47mm 1f-d12mm
	S1754 NO. 116001308006 - 116081308000 - 116101308000 - 116441308000 - 60521958 - 60723912 - 60725999 - 6072831... SILENT-BLOCO REPARAÇÃO CAIXA VELOCIDADES ALFA ROMEO GTV (116_) 2.0 (116.36 E) 01.1985/12.1985 94KW 128CV 1962CC - ALFA ROMEO GTV (116_) 2.0 (11636) 07.1978/01.1986 96KW 131CV 1962CC		S1754 NO. 116001308006 - 116081308000 - 116101308000 - 116441308000 - 60521958 - 60723912 - 60725999 - 6072831... SILENT-BLOCO REPARAÇÃO CAIXA VELOCIDADES ALFA ROMEO SPIDER (105_) 2000 (10512, 10524) 01.1971/12.1977 96KW 131CV 1962CC
d53x58mm	c47mm 1f-d12mm	d53x58mm	c47mm 1f-d12mm
	S1852 NO. 46420429 - 60814467 SILENT-BLOC DO SUPORTE DO MOTOR PARTE DE CIMA ALFA ROMEO GT (937_) 1.8 TS (937CXR1A) 11.2003/09.2010 103KW 140CV 1747CC AR 32205 4136597 4136AGT - ALFA ROMEO GT (937_) 2.0 JTS (937CXH11, 937CXH1A, 937CXT1A) 12.2006/09.2010 119KW 162CV 1970CC 932 A2.000 4136613 4136AGU - ALFA ROMEO GT (937_) 2.0 JTS (937CXH1A, 937CXH11) 11.2003/09.2010 121KW 165CV 1970CC 937 A1.000 932 A2.000 4136599 4136AGR		S1852 NO. 46420429 - 60814467 SILENT-BLOC DO SUPORTE DO MOTOR PARTE DE CIMA ALFA ROMEO GTV (916_) 1.8 16V (916C3) 05.1998/10.2005 106KW 144CV 1747CC AR 32201 4001040 - ALFA ROMEO GTV (916_) 2.0 T.SPARK 16V (916.C2_) 916C2C00) 06.1995/10.2005 110KW 150CV 1970CC AR 16201 AR 32310 4001146 4001078 - ALFA ROMEO GTV (916_) 2.0 T.SPARK 16V (916C2C) 09.1997/03.2003 114KW 155CV 1970CC AR 32301 4001038
d50x34mm	c25mm 1f-d10mm	d50x34mm	c25mm 1f-d10mm
	S1852 NO. 46420429 - 60814467 SILENT-BLOC DO SUPORTE DO MOTOR PARTE DE CIMA ALFA ROMEO SPIDER (916_) 1.8 16V (916S3) 05.1998/04.2005 106KW 144CV 1747CC AR 32201 4001041 - ALFA ROMEO SPIDER (916_) 2.0 T.SPARK 16V (916S2B) 05.1998/08.2000 114KW 155CV 1970CC AR 32301 4001039 - ALFA ROMEO SPIDER (916_) 2.0 T.SPARK 16V (916S2C00) 06.1995/04.2005 110KW 150CV 1970CC AR 32310 AR 16201 4001145 4001077		S1859 NO. 46402825 - 60682636 - 60801315 - 82315794 SILENT-BLOC BRAÇO SUSPENSÃO TRÁS PARTE BAIXO ALFA ROMEO GT (937_) 1.8 TS (937CXR1A) 11.2003/09.2010 103KW 140CV 1747CC AR 32205 4136597 4136AGT - ALFA ROMEO GT (937_) 1.9 JTD (937CXN1B) 11.2003/09.2010 110KW 150CV 1910CC 937 A5.000 4136598 4136ADJ - ALFA ROMEO GT (937_) 1.9 JTD (937CXN1B, 937CXZ1B) 05.2008/09.2010 125KW 170CV 1910CC 937 A6.000 4136ALD - ALFA ROMEO GT (937_) 2.0 JTS (937CXH11, 937CXH1A, 937CXT1A) 12.2006/09.2010 119KW 162CV 1...
d50x34mm	c25mm 1f-d10mm	d32x32mm	c26mm 1f-d12mm

	<p>S1859 NO. 46402825 - 60682636 - 60801315 - 82315794</p> <p>SILENT-BLOC BRAÇO SUSPENSÃO TRÁS PARTE BAIXO</p> <p>ALFA ROMEO SPIDER (916_) 1.8 16V (916S3) 05.1998/04.2005 106KW 144CV 1747CC AR 32201 4001041 - ALFA ROMEO SPIDER (916_) 2.0 JTS (916SXA00) 04.2003/04.2005 121KW 165CV 1970CC 937 A1.000 4136573 - ALFA ROMEO SPIDER (916_) 2.0 T.SPARK 16V (916S2C00) 06.1995/04.2005 110KW 150CV 1970CC AR 32310 AR 16201 4001145 4001077 - ALFA ROMEO SPIDER (916_) 3.0 V6 (916S1) 06.1995/04.2005 141KW 192CV 2959CC AR 16...</p> <p>d32x32mm c26mm 1f-d12mm</p>		<p>S1859 NO. 46402825 - 60682636 - 60801315 - 82315794</p> <p>SILENT-BLOC BRAÇO SUSPENSÃO TRÁS PARTE BAIXO</p> <p>ALFA ROMEO GTV (916_) 1.8 16V (916C3) 05.1998/10.2005 106KW 144CV 1747CC AR 32201 4001040 - ALFA ROMEO GTV (916_) 2.0 JTS (916CXA00) 04.2003/10.2005 121KW 165CV 1970CC 937 A1.000 4136572 - ALFA ROMEO GTV (916_) 2.0 T.SPARK 16V (916.C2_, 916C2C00) 06.1995/10.2005 110KW 150CV 1970CC AR 16201 AR 32310 4001146 4001078 - ALFA ROMEO GTV (916_) 2.0 T.SPARK 16V (916C2C) 09.1997/03.2003 114KW 155CV 1970CC...</p> <p>d32x32mm c26mm 1f-d12mm</p>
	<p>S2025 NO. 135666122 - 2049645 - 60547737 - 82049645</p> <p>SILENT-BLOC DA BARRA ESTABILIZADORA DE TRÁS</p> <p>ALFA ROMEO GT (105_) V 2000 (105) 01.1971/12.1977 96KW 131CV 1962CC AR 10527 4000331</p> <p>d20x17mm c15mm 1f-d8mm</p>		<p>S2025 NO. 135666122 - 2049645 - 60547737 - 82049645</p> <p>SILENT-BLOC DA BARRA ESTABILIZADORA DE TRÁS</p> <p>ALFA ROMEO GTV (116_) 2.0 (11636) 07.1978/01.1986 96KW 131CV 1962CC AR 01655 AR 06212 4000352 4000396</p> <p>d20x17mm c15mm 1f-d8mm</p>
	<p>S2025 NO. 135666122 - 2049645 - 60547737 - 82049645</p> <p>SILENT-BLOC DA BARRA ESTABILIZADORA DE TRÁS</p> <p>ALFA ROMEO SPIDER (105_) 2000 (10512, 10524) 01.1971/12.1977 96KW 131CV 1962CC AR 00512 4000330 4000332</p> <p>d20x17mm c15mm 1f-d8mm</p>		<p>T1230 NO. 46555183 - 60685154</p> <p>BATENTE DA BARRA ESTABILIZADORA DE TRÁS</p> <p>ALFA ROMEO GT (937_) 1.8 TS (937CXR1A) 11.2003/09.2010 103KW 140CV 1747CC AR 32205 4136597 4136AGT</p> <p>30x33x32mm 1f-d13mm</p>
	<p>T1230 NO. 46555183 - 60685154</p> <p>BATENTE DA BARRA ESTABILIZADORA DE TRÁS</p> <p>ALFA ROMEO GTV (916_) 1.8 16V (916C3) 05.1998/10.2005 106KW 144CV 1747CC AR 32201 4001040</p> <p>30x33x32mm 1f-d13mm</p>		<p>T1230 NO. 46555183 - 60685154</p> <p>BATENTE DA BARRA ESTABILIZADORA DE TRÁS</p> <p>ALFA ROMEO SPIDER (916_) 1.8 16V (916S3) 05.1998/04.2005 106KW 144CV 1747CC AR 32201 4001041</p> <p>30x33x32mm 1f-d13mm</p>
	<p>U0091-I NO. 60807644</p> <p>VEDAÇÃO VARETA ÓLEO</p> <p>ALFA ROMEO SPIDER (916_) 3.0 V6 (916S1) 06.1995/04.2005 141KW 192CV 2959CC - ALFA ROMEO SPIDER (916_) 3.0 V6 (916S1B00) 09.1994/04.2005 160KW 218CV 2959CC</p> <p>43x17mm d-11mm 1f-d5mm</p>		<p>U0306 NO. 60806429 - 7584934</p> <p>ANILHA SUSPENSÃO TRÁS</p> <p>ALFA ROMEO GTV (916_) 2.0 T.SPARK 16V (916.C2_, 916C2C00) 06.1995/10.2005 110KW 150CV 1970CC AR 16201 AR 32310 4001146 4001078 - ALFA ROMEO GTV (916_) 2.0 T.SPARK 16V (916C2C) 09.1997/03.2003 114KW 155CV 1970CC AR 32301 4001038</p> <p>d86/60x19mm 1f-d48mm</p>
	<p>U0306 NO. 60806429 - 7584934</p> <p>ANILHA SUSPENSÃO TRÁS</p> <p>ALFA ROMEO SPIDER (916_) 2.0 T.SPARK 16V (916S2B) 05.1998/08.2000 114KW 156CV 1970CC AR 32301 4001039 - ALFA ROMEO SPIDER (916_) 2.0 T.SPARK 16V (916S2C00) 06.1995/04.2005 110KW 150CV 1970CC AR 32310 AR 16201 4001145 4001077 - ALFA ROMEO SPIDER (916_) 3.0 V6 (916S1) 06.1995/04.2005 141KW 192CV 2959CC AR 16101 4001144 4001076 - ALFA ROMEO SPIDER (916_) 3.0 V6 (916S1B00) 09.1994/04.2005 160KW 218CV ...</p> <p>d86/60x19mm 1f-d48mm</p>		<p>U15533 NO. 7667888</p> <p>UNIÃO VÁLVULA DE ESGUICHO</p> <p>ALFA ROMEO GTV</p> <p>34x13x13mm 3f-d3x5x12mm</p>
	<p>U15533 NO. 7667888</p> <p>UNIÃO VÁLVULA DE ESGUICHO</p> <p>ALFA ROMEO SPIDER</p> <p>34x13x13mm 3f-d3x5x12mm</p>		<p>UAP83244 NO. 55221016</p> <p>ANILHA PROTEÇÃO TÉRMICA INJECTORES</p> <p>ALFA ROMEO SPIDER (939_) 2.4 JTDM (939EXD1B, 939EXD12) 03.2006/03.2011 147KW 200CV 2387CC 939 A3.000 4136AHC</p> <p>d15x2mm 1f-d7mm</p>
	<p>UCRZ1083 NO. 46308125 - 46308126 - 60802020</p> <p>CRUZETA VEIO TRANSMISSÃO TRIPODE D43,20MM/26 DENTES</p> <p>ALFA ROMEO 4C (960_) 1.8 (960.CXB1A) 03.2013/12.2020 177KW 241CV 1742CC 960 A1.000 1742AAS 4136BAF - ALFA ROMEO 4C SPIDER (960_) 1.8 (960.DXB1A, 960CXB1A) 10.2014/12.2020 177KW 241CV 1742CC 960 A1.000 4136BCJ 1742AAT</p> <p>d43.2mm 26 dentes</p>		<p>UCRZ1083 NO. 46308125 - 46308126 - 60802020</p> <p>CRUZETA VEIO TRANSMISSÃO TRIPODE D43,20MM/26 DENTES</p> <p>ALFA ROMEO GT (937_) 1.9 JTD (937CXN1B) 11.2003/09.2010 110KW 150CV 1910CC 937 A5.000 4136598 4136ADJ - ALFA ROMEO GT (937_) 1.9 JTD (937CXN1B, 937CXZ1B) 05.2008/09.2010 125KW 170CV 1910CC 937 A6.000 4136ALD</p> <p>d43.2mm 26 dentes</p>

	<p>UCRZ1083 NO. 46308125 - 46308126 - 60802020</p> <p>CRUZETA VEIO TRANSMISSÃO TRIPODE D43,20MM/26 DENTES</p> <p>ALFA ROMEO SPIDER (939_) INFORMAÇÕES 2.2 JTS (939EXB1B, 939EXB11) 03.2006/03.2011 136KW 185CV 2198CC 939 A5.000 4136ACH - ALFA ROMEO SPIDER (939_) 3.2 JTS Q4 (939EXG2B, 939EXG22) 03.2006/03.2011 191KW 260CV 3195CC 939 A.000 4136ACI</p> <p>d43.2mm 26 dentes</p>		<p>UTR0620 NO. 1747955</p> <p>TAMPÃO RADIADOR (7LBS/G490)</p> <p>ALFA ROMEO GT (105_) 1300 Junior (105) 01.1966/12.1977 64KW 87CV 1290CC AR 00530 4000320 4000328 - ALFA ROMEO GT (105_) 1600 (115) 06.1971/12.1977 80KW 109CV 1570CC AR 00536 4000334 - ALFA ROMEO GT (105_) 1600 (115) 09.1972/12.1977 76KW 103CV 1570CC AR 00526 S 4000341</p> <p>d59/78x28mm d38x25mm</p>
	<p>UTR0620 NO. 1747955</p> <p>TAMPÃO RADIADOR (7LBS/G490)</p> <p>ALFA ROMEO GTV (116_) 2.0 (116.3E) 01.1985/12.1985 94KW 128CV 1962CC AR 06212 4000415 - ALFA ROMEO GTV (116_) 2.0 (116.3E) 07.1978/01.1986 96KW 131CV 1962CC AR 01655 AR 06212 4000352 4000396 - ALFA ROMEO GTV (116_) 2.0 Turbodelta (116.3E) 01.1978/12.1980 111KW 150CV 1962CC AR 11642 6 - ALFA ROMEO GTV (116_) 2.5 (116.CA) 11.1980/02.1987 116KW 158CV 2492CC AR 01646 4000358 4000397</p> <p>d59/78x28mm d38x25mm</p>		<p>UTR0620 NO. 1747955</p> <p>TAMPÃO RADIADOR (7LBS/G490)</p> <p>ALFA ROMEO SPIDER (105_) 1300 (10591) 01.1968/12.1977 64KW 87CV 1290CC AR 00530 4000324 - ALFA ROMEO SPIDER (105_) 1600 (10503) 03.1966/12.1968 80KW 109CV 1570CC AR 01600 AR 00536 AR 00526 4000318 - ALFA ROMEO SPIDER (105_) 2000 (10512, 10524) 01.1971/12.1977 96KW 131CV 1962CC AR 00512 4000330 4000332 - ALFA ROMEO SPIDER (115_) 1600 (11507) 03.1971/12.1979 80KW 109CV 1570CC AR 00536 4000333 - ALFA...</p> <p>d59/78x28mm d38x25mm</p>
	<p>UTR0801 NO. 1325237080 - 1341182080 - 46402982 - 46441776 - 46457390 - 46556737 - 46556739 - 5951554 - 60507797 ...</p> <p>TAMPA DEPOSITO LIQUIDO REFRIGERAÇÃO</p> <p>ALFA ROMEO SPIDER</p> <p>d55x26mm 1f-d46x14mm</p>		<p>UTR0816 NO. 1303101080 - 46402983 - 46556738 - 60807748</p> <p>TAMPÃO RESERVATÓRIO LIQUIDO REFRIGERAÇÃO</p> <p>ALFA ROMEO SPIDER (916_) 1.8 16V (916S3) 05.1998/04.2005 106KW 144CV 1747CC AR 32201 4001041 - ALFA ROMEO SPIDER (916_) 2.0 JTS (916SXA00) 04.2003/04.2005 121KW 165CV 1970CC 937 A1.000 4136573 - ALFA ROMEO SPIDER (916_) 2.0 T.SPARK 16V (916S2B) 05.1998/08.2000 114KW 155CV 1970CC AR 32301 4001039 - ALFA ROMEO SPIDER (916_) 2.0 T.SPARK 16V (916S2C00) 06.1995/04.2005 110KW 150CV 1970CC AR 32310 AR 16...</p> <p>d52x27mm 1f-d45x13mm 1-ponteira-d7x30mm</p>
	<p>UTR0816 NO. 1303101080 - 46402983 - 46556738 - 60807748</p> <p>TAMPÃO RESERVATÓRIO LIQUIDO REFRIGERAÇÃO</p> <p>ALFA ROMEO SZ 3.0 V6 Zagato (09.88 A 08.94) 207cv 2959cc Coupé</p> <p>d52x27mm 1f-d45x13mm 1-ponteira-d7x30mm</p>		<p>UTR0824 NO. 1306E7 - 46556738 - 60807748</p> <p>TAMPÃO RESERVATÓRIO LIQUIDO REFRIGERAÇÃO</p> <p>ALFA ROMEO 8C (920_) 4.7 (920AXA1A) 01.2007/10.2009 331KW 450CV 4691CC AR8C 4136AKJ - ALFA ROMEO 8C SPIDER (920_) 4.7 (920BXA1A) 01.2008/10.2010 331KW 450CV 4691CC AR8C 4136ANM</p> <p>d52x25mm 1f-d45x12mm 1-ponteira-d7x30mm</p>
	<p>UTR0824 NO. 1306E7 - 46556738 - 60807748</p> <p>TAMPÃO RESERVATÓRIO LIQUIDO REFRIGERAÇÃO</p> <p>ALFA ROMEO GTV (916_) 1.8 16V (916C3) 05.1998/10.2005 106KW 144CV 1747CC AR 32201 4001040 - ALFA ROMEO GTV (916_) 2.0 JTS (916CXA00) 04.2003/10.2005 121KW 165CV 1970CC 937 A1.000 4136572 - ALFA ROMEO GTV (916_) 2.0 T.SPARK 16V (916.C2_) 916C2C00) 06.1995/10.2005 110KW 150CV 1970CC AR 16201 AR 32310 4001146 4001078 - ALFA ROMEO GTV (916_) 2.0 T.SPARK 16V (916C2C) 09.1997/03.2003 114KW 155CV 1970CC...</p> <p>d52x25mm 1f-d45x12mm 1-ponteira-d7x30mm</p>		<p>UTR0824 NO. 1306E7 - 46556738 - 60807748</p> <p>TAMPÃO RESERVATÓRIO LIQUIDO REFRIGERAÇÃO</p> <p>ALFA ROMEO SPIDER (916_) 1.8 16V (916S3) 05.1998/04.2005 106KW 144CV 1747CC AR 32201 4001041 - ALFA ROMEO SPIDER (916_) 2.0 JTS (916SXA00) 04.2003/04.2005 121KW 165CV 1970CC 937 A1.000 4136573 - ALFA ROMEO SPIDER (916_) 2.0 T.SPARK 16V (916S2B) 05.1998/08.2000 114KW 155CV 1970CC AR 32301 4001039 - ALFA ROMEO SPIDER (916_) 2.0 T.SPARK 16V (916S2C00) 06.1995/04.2005 110KW 150CV 1970CC AR 32310 AR 16...</p> <p>d52x25mm 1f-d45x12mm 1-ponteira-d7x30mm</p>
	<p>UTR0826 NO. 0046742378 - 130687 - 130695 - 46521714 - 46742378 - 46764668 - 46826676 - 60654688 - 60665757</p> <p>TAMPÃO RESERVATÓRIO LIQUIDO REFRIGERAÇÃO</p> <p>ALFA ROMEO GT (105_) 1300 Junior (105) 01.1966/12.1977 64KW 87CV 1290CC AR 00530 4000320 4000328 - ALFA ROMEO GT (105_) 1600 (105) 03.1963/12.1966 75KW 102CV 1570CC AR 00526 S 4000310 - ALFA ROMEO GT (105_) 1600 (105) 01.1966/12.1968 80KW 109CV 1570CC AR 00536 4000319 - ALFA ROMEO GT (105_) 1600 (115) 06.1971 - 12.1977 80KW 109CV 1570CC AR 00536 4000334 - ALFA ROMEO GT (105_) 1600 (115) 09.1972/12...</p> <p>d52x25mm 1f-d45x12mm</p>		<p>UTR0896 NO. 46402981 - 46556737 - 5951554 - 5974557 - 60811544 - 7745779</p> <p>TAMPÃO RESERVATÓRIO LIQUIDO REFRIGERAÇÃO</p> <p>ALFA ROMEO SPIDER (115_) 2000 (115A1A) (De 1990.01 Até 1993.12) 88kW 120cv 1962cm3 Cabriolet</p> <p>d79/59x28mm d38x26mm</p>
	<p>Z57203 NO. 14201980</p> <p>MOLA DE FIXAÇÃO</p> <p>ALFA ROMEO SPIDER (De 2006 Até 2010)</p> <p>9x9mm 1p-8x7mm</p>		<p>Z72235 NO. 71713084</p> <p>MOLA DE FIXAÇÃO AIR-BAG</p> <p>ALFA ROMEO GT</p> <p>F-6T- 15mm L-10H-24S1-13mm</p>
	<p>Z76601 NO. 14228471</p> <p>Parafuso e mola</p> <p>ALFA ROMEO GTV (Após 2003)</p> <p>d10mm 1f-4mm</p>		<p>Z80447 NO. 14211880</p> <p>Mola de fixação</p> <p>ALFA ROMEO SPIDER</p> <p>15.5x15.5x12.5mm 1p-10x10-9.5mm 1f-d5mm</p>

	<table border="1"> <tr> <td>Z80447</td> <td>NO. 14211880</td> </tr> <tr> <td colspan="2"><i>Mola de fixação</i></td> </tr> <tr> <td colspan="2">ALFA ROMEO GTV</td> </tr> <tr> <td>15.5x15.5x12.5mm</td> <td>1p-10x10-9.5mm 1f-d5mm</td> </tr> </table>	Z80447	NO. 14211880	<i>Mola de fixação</i>		ALFA ROMEO GTV		15.5x15.5x12.5mm	1p-10x10-9.5mm 1f-d5mm		<table border="1"> <tr> <td>Z80578</td> <td>NO. 14569580 - 14569680</td> </tr> <tr> <td colspan="2"><i>Mola de fixação</i></td> </tr> <tr> <td colspan="2">ALFA ROMEO SPIDER</td> </tr> <tr> <td>20x8x15mm</td> <td>1f-8mm</td> </tr> </table>	Z80578	NO. 14569580 - 14569680	<i>Mola de fixação</i>		ALFA ROMEO SPIDER		20x8x15mm	1f-8mm
Z80447	NO. 14211880																		
<i>Mola de fixação</i>																			
ALFA ROMEO GTV																			
15.5x15.5x12.5mm	1p-10x10-9.5mm 1f-d5mm																		
Z80578	NO. 14569580 - 14569680																		
<i>Mola de fixação</i>																			
ALFA ROMEO SPIDER																			
20x8x15mm	1f-8mm																		
	<table border="1"> <tr> <td>Z80578</td> <td>NO. 14569580 - 14569680</td> </tr> <tr> <td colspan="2"><i>Mola de fixação</i></td> </tr> <tr> <td colspan="2">ALFA ROMEO GTV</td> </tr> <tr> <td>20x8x15mm</td> <td>1f-8mm</td> </tr> </table>	Z80578	NO. 14569580 - 14569680	<i>Mola de fixação</i>		ALFA ROMEO GTV		20x8x15mm	1f-8mm		<table border="1"> <tr> <td>Z80604</td> <td>NO. 500382985 - 7739801</td> </tr> <tr> <td colspan="2"><i>Mola de painel</i></td> </tr> <tr> <td colspan="2">ALFA ROMEO SPIDER</td> </tr> <tr> <td>d18.2x21.6mm</td> <td>1p-d6.4-16.1mm</td> </tr> </table>	Z80604	NO. 500382985 - 7739801	<i>Mola de painel</i>		ALFA ROMEO SPIDER		d18.2x21.6mm	1p-d6.4-16.1mm
Z80578	NO. 14569580 - 14569680																		
<i>Mola de fixação</i>																			
ALFA ROMEO GTV																			
20x8x15mm	1f-8mm																		
Z80604	NO. 500382985 - 7739801																		
<i>Mola de painel</i>																			
ALFA ROMEO SPIDER																			
d18.2x21.6mm	1p-d6.4-16.1mm																		
	<table border="1"> <tr> <td>Z80604</td> <td>NO. 500382985 - 7739801</td> </tr> <tr> <td colspan="2"><i>Mola de painel</i></td> </tr> <tr> <td colspan="2">ALFA ROMEO GTV</td> </tr> <tr> <td>d18.2x21.6mm</td> <td>1p-d6.4-16.1mm</td> </tr> </table>	Z80604	NO. 500382985 - 7739801	<i>Mola de painel</i>		ALFA ROMEO GTV		d18.2x21.6mm	1p-d6.4-16.1mm		<table border="1"> <tr> <td>Z80619</td> <td>NO. 7677865</td> </tr> <tr> <td colspan="2"><i>Mola de painel</i></td> </tr> <tr> <td colspan="2">ALFA ROMEO SPIDER</td> </tr> <tr> <td>d14x12mm</td> <td>1p-d7.5-10mm</td> </tr> </table>	Z80619	NO. 7677865	<i>Mola de painel</i>		ALFA ROMEO SPIDER		d14x12mm	1p-d7.5-10mm
Z80604	NO. 500382985 - 7739801																		
<i>Mola de painel</i>																			
ALFA ROMEO GTV																			
d18.2x21.6mm	1p-d6.4-16.1mm																		
Z80619	NO. 7677865																		
<i>Mola de painel</i>																			
ALFA ROMEO SPIDER																			
d14x12mm	1p-d7.5-10mm																		
	<table border="1"> <tr> <td>Z80619</td> <td>NO. 7677865</td> </tr> <tr> <td colspan="2"><i>Mola de painel</i></td> </tr> <tr> <td colspan="2">ALFA ROMEO GTV</td> </tr> <tr> <td>d14x12mm</td> <td>1p-d7.5-10mm</td> </tr> </table>	Z80619	NO. 7677865	<i>Mola de painel</i>		ALFA ROMEO GTV		d14x12mm	1p-d7.5-10mm		<table border="1"> <tr> <td>Z80625</td> <td>NO. 504056662 - 82421028</td> </tr> <tr> <td colspan="2"><i>Mola de fixação</i></td> </tr> <tr> <td colspan="2">ALFA ROMEO SPIDER</td> </tr> <tr> <td>d18x42.5mm</td> <td>1p-d8-19mm</td> </tr> </table>	Z80625	NO. 504056662 - 82421028	<i>Mola de fixação</i>		ALFA ROMEO SPIDER		d18x42.5mm	1p-d8-19mm
Z80619	NO. 7677865																		
<i>Mola de painel</i>																			
ALFA ROMEO GTV																			
d14x12mm	1p-d7.5-10mm																		
Z80625	NO. 504056662 - 82421028																		
<i>Mola de fixação</i>																			
ALFA ROMEO SPIDER																			
d18x42.5mm	1p-d8-19mm																		
	<table border="1"> <tr> <td>Z80625</td> <td>NO. 504056662 - 82421028</td> </tr> <tr> <td colspan="2"><i>Mola de fixação</i></td> </tr> <tr> <td colspan="2">ALFA ROMEO GTV</td> </tr> <tr> <td>d18x42.5mm</td> <td>1p-d8-19mm</td> </tr> </table>	Z80625	NO. 504056662 - 82421028	<i>Mola de fixação</i>		ALFA ROMEO GTV		d18x42.5mm	1p-d8-19mm		<table border="1"> <tr> <td>Z80635</td> <td>NO. 14216080 - 14216087</td> </tr> <tr> <td colspan="2"><i>Mola de fixação</i></td> </tr> <tr> <td colspan="2">ALFA ROMEO SPIDER</td> </tr> <tr> <td>d18x14mm</td> <td>1p-10x10-12.5mm 1f-d4.8mm</td> </tr> </table>	Z80635	NO. 14216080 - 14216087	<i>Mola de fixação</i>		ALFA ROMEO SPIDER		d18x14mm	1p-10x10-12.5mm 1f-d4.8mm
Z80625	NO. 504056662 - 82421028																		
<i>Mola de fixação</i>																			
ALFA ROMEO GTV																			
d18x42.5mm	1p-d8-19mm																		
Z80635	NO. 14216080 - 14216087																		
<i>Mola de fixação</i>																			
ALFA ROMEO SPIDER																			
d18x14mm	1p-10x10-12.5mm 1f-d4.8mm																		
	<table border="1"> <tr> <td>Z80635</td> <td>NO. 14216080 - 14216087</td> </tr> <tr> <td colspan="2"><i>Mola de fixação</i></td> </tr> <tr> <td colspan="2">ALFA ROMEO GTV</td> </tr> <tr> <td>d18x14mm</td> <td>1p-10x10-12.5mm 1f-d4.8mm</td> </tr> </table>	Z80635	NO. 14216080 - 14216087	<i>Mola de fixação</i>		ALFA ROMEO GTV		d18x14mm	1p-10x10-12.5mm 1f-d4.8mm		<table border="1"> <tr> <td>Z80703</td> <td>NO. 5988006</td> </tr> <tr> <td colspan="2"><i>Mola de fixação</i></td> </tr> <tr> <td colspan="2">ALFA ROMEO SPIDER</td> </tr> <tr> <td>d15x24mm</td> <td>1p-d6.5-12mm</td> </tr> </table>	Z80703	NO. 5988006	<i>Mola de fixação</i>		ALFA ROMEO SPIDER		d15x24mm	1p-d6.5-12mm
Z80635	NO. 14216080 - 14216087																		
<i>Mola de fixação</i>																			
ALFA ROMEO GTV																			
d18x14mm	1p-10x10-12.5mm 1f-d4.8mm																		
Z80703	NO. 5988006																		
<i>Mola de fixação</i>																			
ALFA ROMEO SPIDER																			
d15x24mm	1p-d6.5-12mm																		
	<table border="1"> <tr> <td>Z80703</td> <td>NO. 5988006</td> </tr> <tr> <td colspan="2"><i>Mola de fixação</i></td> </tr> <tr> <td colspan="2">ALFA ROMEO GTV</td> </tr> <tr> <td>d15x24mm</td> <td>1p-d6.5-12mm</td> </tr> </table>	Z80703	NO. 5988006	<i>Mola de fixação</i>		ALFA ROMEO GTV		d15x24mm	1p-d6.5-12mm										
Z80703	NO. 5988006																		
<i>Mola de fixação</i>																			
ALFA ROMEO GTV																			
d15x24mm	1p-d6.5-12mm																		

	<p>UAP83244 NO. 55221016</p> <p>ANILHA PROTEÇÃO TÉRMICA INJECTORES</p> <p>ALFA ROMEO STELVIO (949_) 2.2 D (949.AXC1A) desde 12.2016 132KW 180CV 2143CC 552 75 156 1742ABN - ALFA ROMEO STELVIO (949_) 2.2 D (949.AXD1A) desde 12.2016 110KW 150CV 2143CC 552 75 156 1742ABM - ALFA ROMEO STELVIO (949_) 2.2 D Q4 (949.AXB2A) desde 12.2016 154KW 209CV 2143CC 552 71 838 552 84 529 1742ABK - ALFA ROMEO STELVIO (949_) 2.2 D Q4 (949.AXE2A) desde 12.2016 132KW 180CV 2143CC 552 71 838 1...</p> <p>d15x2mm 1f-d7mm</p>		<p>Z15551 NO. 51897485</p> <p>MOLA FIXAÇÃO FORRA PORTA</p> <p>ALFA ROMEO STELVIO (A PARTIR DE 2017)</p> <p>L-12,50mm / F-8,00mm / G-8,60mm / H-20,50mm / S-3,00mm / S1-2,70mm / T-2</p>
	<p>Z55112 NO. 71748293</p> <p>MOLA DO PAINEL DA PORTA</p> <p>ALFA ROMEO STELVIO (949_) 2.0 Q4 (949.AXA2A) desde 12.2016 206KW 280CV 1995CC 552 73 835 EC2 1742ACG 1742ABJ - ALFA ROMEO STELVIO (949_) 2.0 Q4 (949.AXF2A) desde 12.2016 148KW 201CV 1995CC 552 73 835 1742ABL - ALFA ROMEO STELVIO (949_) 2.0 Q4 (949.AXR2A) desde 12.2019 184KW 250CV 1995CC 552 73 835 1742ACE - ALFA ROMEO STELVIO (949_) 2.2 D (949.AXC1A) desde 12.2016 132KW 180CV 2143CC 552 75 156 174...</p> <p>F10mm T18mm L12mm H17mm S1-6mm</p>		<p>Z55212 NO. 46829200</p> <p>MOLA DE PAINEL REVESTIMENTO PORTAS</p> <p>ALFA ROMEO STELVIO</p> <p>F-10T-17mm L-15H-21S1-6mm</p>
	<p>Z55226 NO. 735537083</p> <p>MOLA DE PAINEL</p> <p>ALFA ROMEO STELVIO (949_) 2.0 Q4 (949.AXA2A) 12.2016 -) 206kw 280cv 1995cm3 SUV ALFA ROMEO STELVIO (949_) 2.0 Q4 (949.AXF2A) 12.2016 -) 148kw 201cv 1995cm3 SUV ALFA ROMEO STELVIO (949_) 2.0 Q4 (949.AXR2A) 12.2019 -) 184kw 250cv 1995cm3 SUV ALFA ROMEO STELVIO (949_) 2.2 D (949.AXC1A) 12.2016 -) 132kw 180cv 2143cm3 SUV ALFA ROMEO STELVIO (949_) 2.2 D (949.AXC1A) 08.2018 -) 140kw 190cv 2143cm3 SUV AL...</p> <p>d9x 22mm f-d16mm</p>		<p>Z55270 NO. 50555509</p> <p>MOLA DO PAINEL DA PORTA</p> <p>ALFA ROMEO STELVIO (A partir de 2017)</p> <p>F10mm T18mm L15mm H23mm S1-9mm</p>
	<p>Z55288 NO. 51984545</p> <p>MOLA DO PAINEL DAS PORTAS</p> <p>ALFA ROMEO STELVIO (A partir de 2017)</p> <p>F12mm T17mm L12mm H19mm S1-9mm</p>		<p>Z57106 NO. 51987251</p> <p>MOLA DO PAINEL DAS PORTAS</p> <p>ALFA ROMEO STELVIO (949_) 2.0 Q4 (949.AXA2A) desde 12.2016 206KW 280CV 1995CC 552 73 835 EC2 1742ACG 1742ABJ - ALFA ROMEO STELVIO (949_) 2.0 Q4 (949.AXF2A) desde 12.2016 148KW 201CV 1995CC 552 73 835 1742ABL - ALFA ROMEO STELVIO (949_) 2.0 Q4 (949.AXR2A) desde 12.2019 184KW 250CV 1995CC 552 73 835 1742ACE - ALFA ROMEO STELVIO (949_) 2.2 D (949.AXC1A) desde 12.2016 132KW 180CV 2143CC 552 75 156 174...</p> <p>F10mm T17,5mm L14mm H23mm S1-9mm</p>
	<p>Z57161 NO. 6000626334</p> <p>MOLA DO PAINEL DA PORTA</p> <p>ALFA ROMEO STELVIO (A partir de 2017)</p> <p>F10mm T22mm L15mm H24mm S1-11mm</p>		<p>Z57214 NO. 50552261</p> <p>MOLA DE FIXAÇÃO PROTEÇÃO CAVA DA RODA</p> <p>ALFA ROMEO STELVIO (De 2017 Até-)</p> <p>F-13T- 20mm S1-2H-20L-10S1-mm</p>